

Tobacco Use Prevention Education (TUPE)



Results from the 2007 Florida Youth Tobacco Survey

Fact Sheet 6

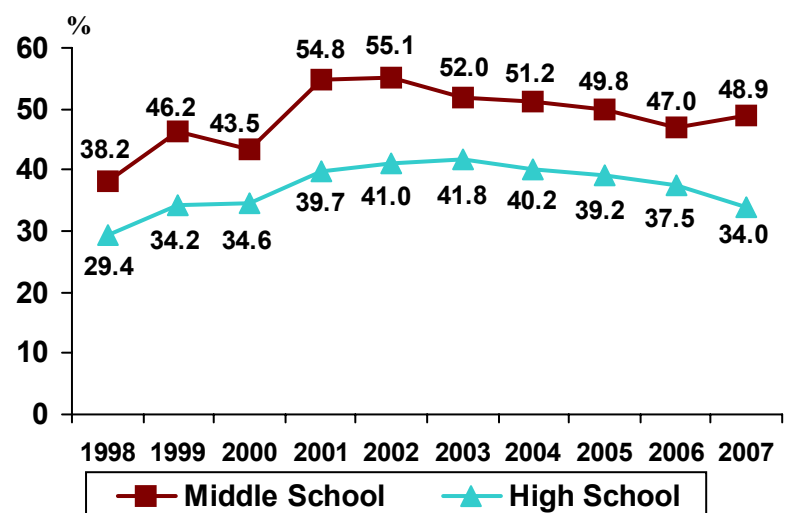
Introduction

The Florida Youth Tobacco Survey (FYTS) was administered in the spring of 2007 to 5,037 middle school students and 4,028 high school students in 188 public schools throughout the state. The survey response rate for middle schools was 74%, and the survey response rate for high schools was 57%. The FYTS has been conducted annually since 1998. The data presented in this fact sheet are weighted to represent the entire population of public middle and high school students in Florida.

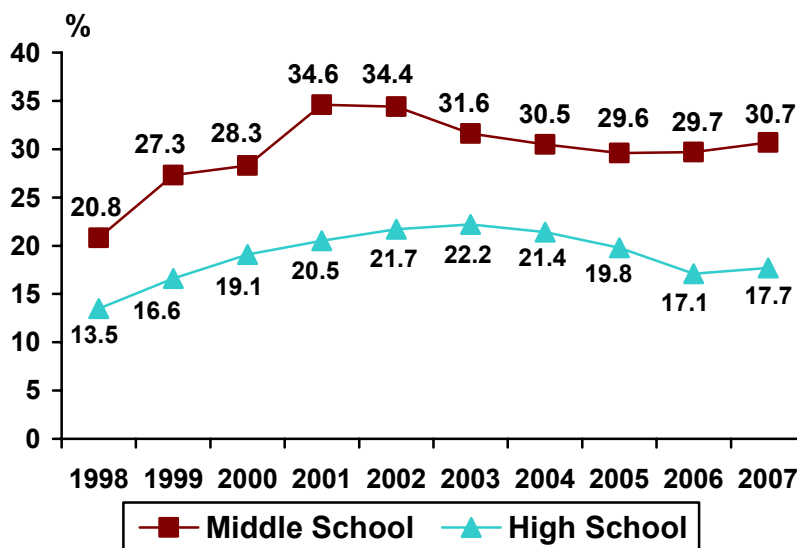
Taught in Class - Reasons Why Peers Smoke Cigarettes

Among Florida public middle school students, the prevalence of being taught about the reasons why some people of their age smoke increased by 44.2% from 1998 to 2002, and then decreased by 11.3% from 2002 to 2007.

Among Florida public high school students, the prevalence of being taught about the reasons why some people of their age smoke increased by 42.2% from 1998 to 2003, and then decreased by 18.7% from 2003 to 2007.



Taught in Class - Most Peers Do Not Smoke Cigarettes



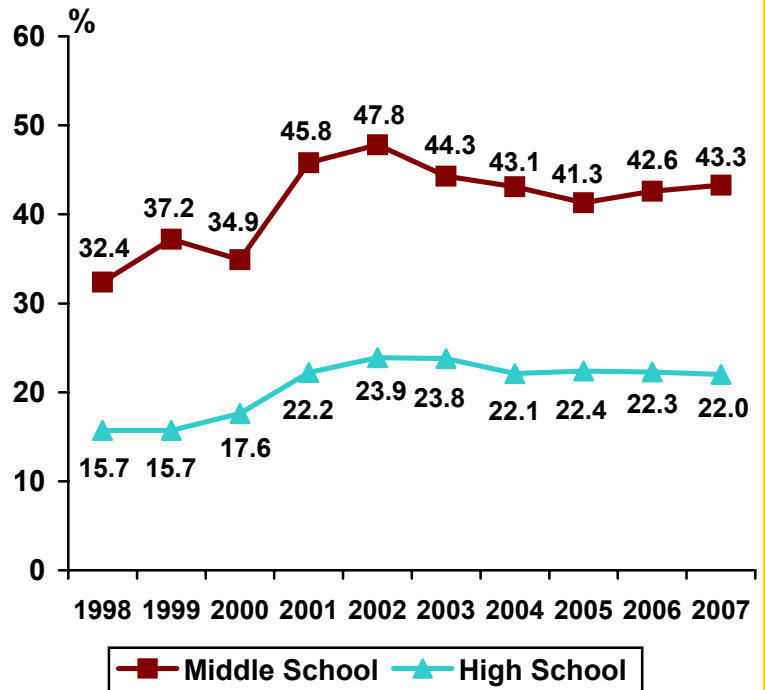
Among middle school students, the prevalence of being taught in class that most of their peers do not smoke cigarettes increased by 66.3%, from 20.8% in 1998 to 34.6% in 2001, but decreased by 11.3% from 2001 to 2007.

Among high school students, the prevalence of receiving this information increased by 64.4%, from 13.5% in 1998 to 22.2% in 2003, but it decreased by 20.3% from 2003 to 2007.

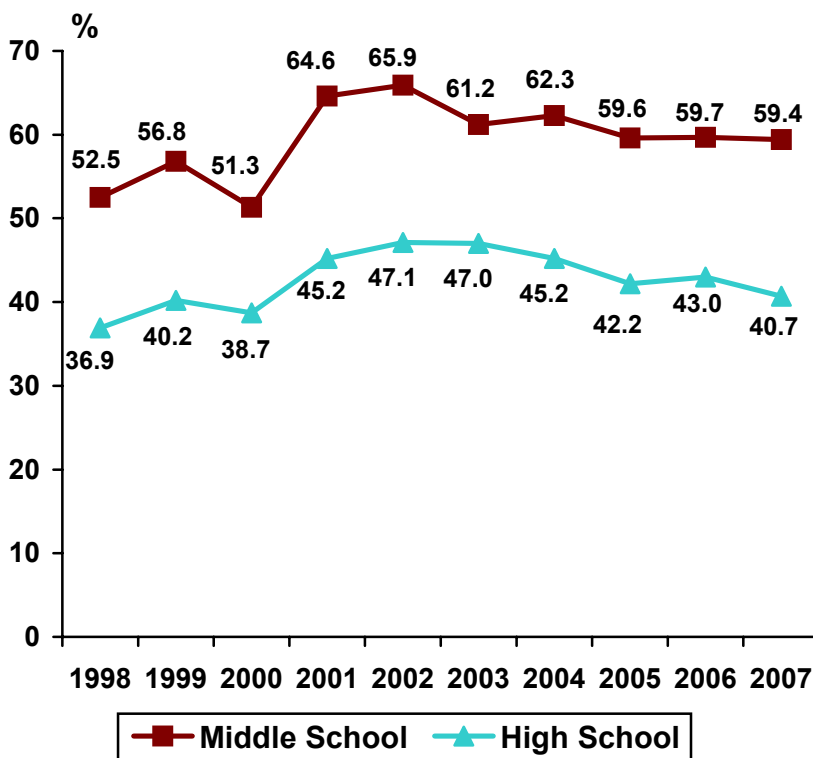
Practiced in Class Ways to Say "No" to Tobacco

Among middle school students, the prevalence of practicing ways to say "no" to tobacco in class increased by 47.5%, from 32.4% in 1998 to 47.8% in 2002, and then it decreased by 9.4% from 2002 to 2007.

Among high school students, the prevalence of this behavior increased by 52.2%, from 15.7% in 1998 to 23.9% in 2002, and then it decreased by 7.9% from 2002 to 2007.



Taught in Class about Effects of Smoking Cigarettes



Among middle school students, the prevalence of being taught about the effects of smoking cigarettes increased by 25.5%, from 52.5% in 1998 to 65.9% in 2002, then it decreased by 9.9% from 2002 to 2007.

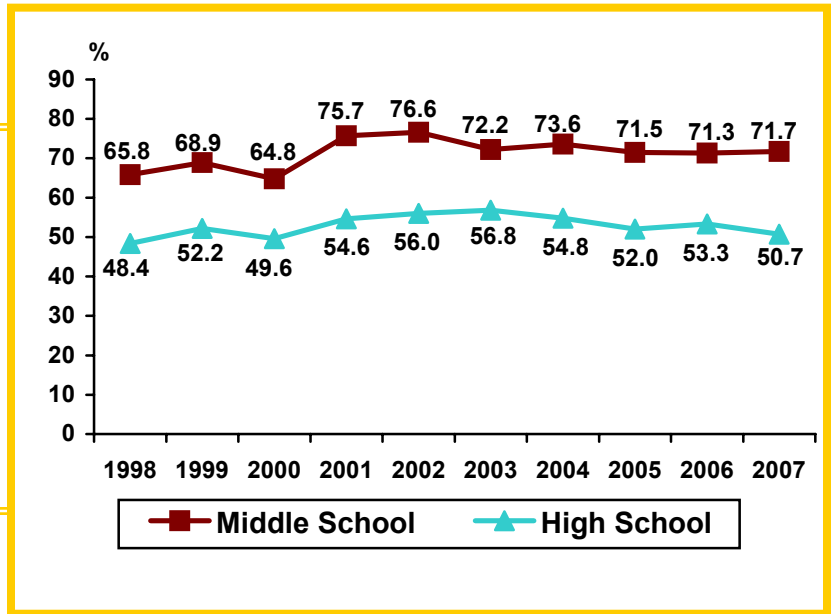
Among high school students, the prevalence of being taught the effects of smoking cigarettes increased by 27.6%, from 36.9% in 1998 to 47.1% in 2002, then it decreased by 13.6% from 2002 to 2007.

Any Tobacco Use Prevention Education (TUPE)

Definition of any TUPE: A student was considered as receiving any TUPE if he or she responded "Yes" to one or more of the five* questions related to TUPE.

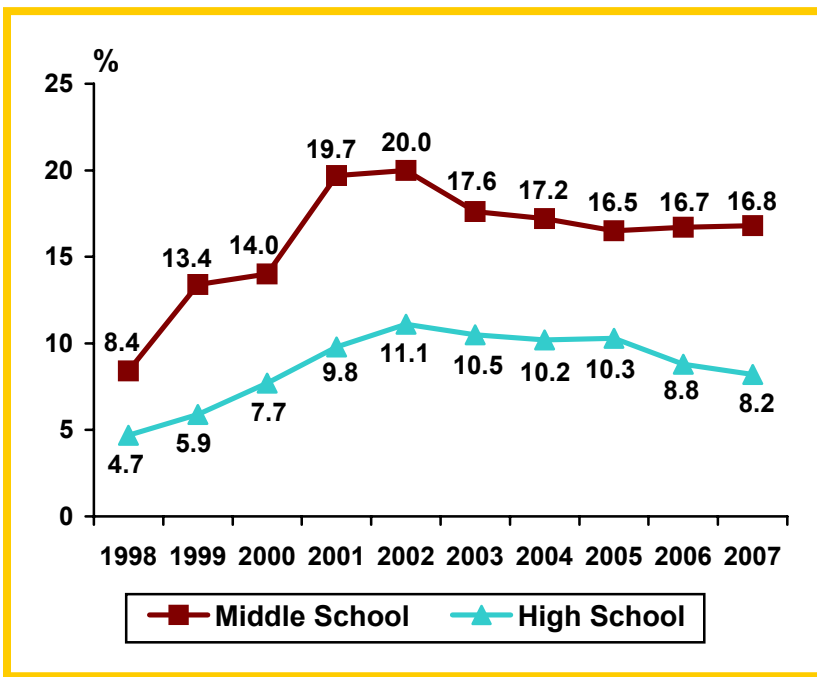
Among middle school students, the prevalence of receiving any TUPE increased by 16.4%, from 65.8% in 1998 to 76.6% in 2002, and it decreased by 6.4% from 2002 to 2007.

Among high school students, the prevalence of receiving any TUPE increased by 17.4%, from 48.4% in 1998 to 56.8% in 2003, and it decreased by 10.7% from 2003 to 2007.



Comprehensive Tobacco Use Prevention Education (TUPE)

Definition of comprehensive TUPE: A student was considered as receiving comprehensive TUPE if he or she responded "Yes" to all five* questions related to TUPE.



Among middle school students, the prevalence of receiving comprehensive TUPE increased by 138.1%, from 8.4% in 1998 to 20.0% in 2002, and then decreased by 16.0% from 2002 to 2007.

Among high school students, the prevalence of receiving comprehensive TUPE increased by 136.2%, from 4.7% in 1998 to 11.1% in 2002, and then decreased by 26.1% from 2002 to 2007.

* The five questions related to TUPE are the four included in this document and an additional question about tobacco education in general.

For more information about the FYTS, please contact: Ms. Jamie Weitz, M.S., Florida Youth Survey Coordinator, at (850) 245-4444, Ext. 2424, or by e-mail at Jamie.Weitz@doh.state.fl.us. You can also visit our website at: http://www.doh.state.fl.us/disease_ctrl/epi/Chronic_Disease/FYTS/Intro.htm.

