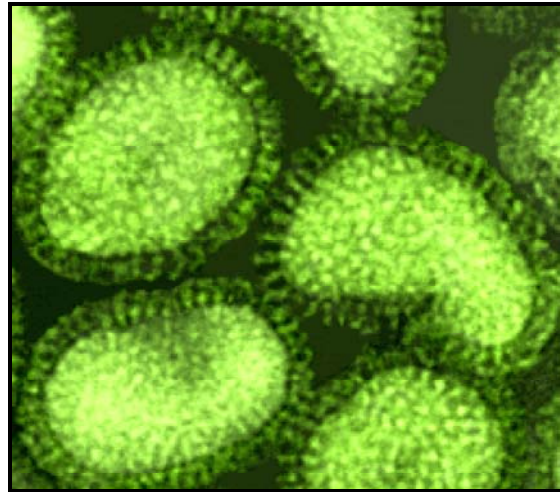


Florida Influenza Surveillance



*Week Ending November 6, 2004
(Week 44)*

*Angela Fix, MPH, Respiratory Disease
Epidemiologist*

*Brittni Jones, Influenza Surveillance
Coordinator*

Summary

Influenza-like illness (ILI) activity increased in the Centralwest region for the week ending November 6, 2004 (Week 44); however, the reported ILI activity level in that region, as well as all other regions remained below the baseline. Brevard County and Volusia County Health Departments reported sporadic ILI activity during Week 44, while 36 counties reported no activity. Twenty-nine counties did not report their ILI activity.

Florida Influenza and Influenza-like Illness (ILI) Surveillance

Table 1 shows the breakdown of specimen testing and weighted ILI activity by region. The overall weighted percent ILI activity for the state for the week ending November 6, 2004 was 0.73%. This is a statistically significant ($p = 0.0019$) decrease from the previous week's activity of 1.07%. The Centralwest region reported the highest activity (1.84%) and the Northcentral region reported the lowest activity (0.22%).

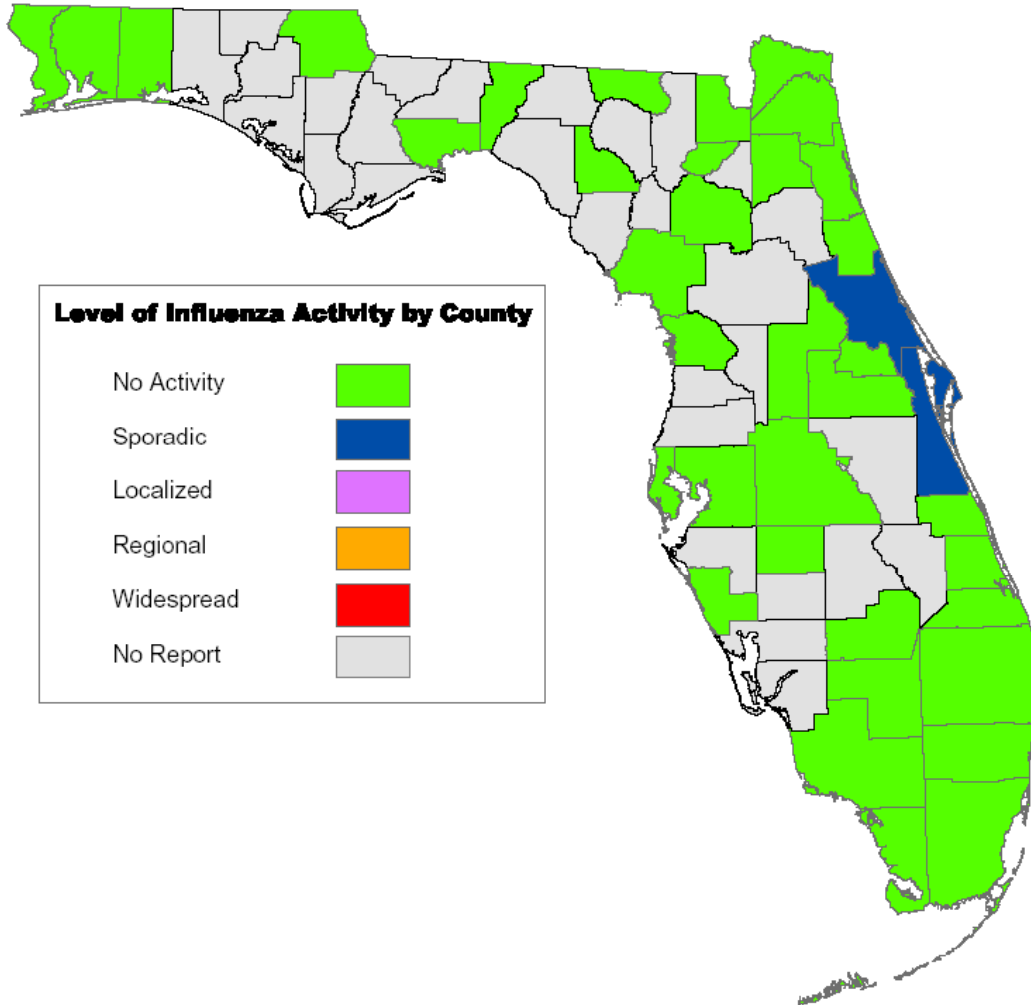
All six of the specimens received by the Jacksonville Central and Tampa Branch laboratories for influenza isolate testing during the week ending November 6, 2004 were found negative for influenza.

**TABLE 1. INFLUENZA-LIKE ILLNESS REPORTING AND SPECIMEN TESTING SUMMARY BY REGION
WEEK ENDING 11/06/04 (WEEK 44)
Report Date: November 11, 2004**

Region	Total Specimens Tested	A H1N1	A H3N2	A-Unk	B	Percent Positive	Reported ILI (Weighted %)
Centraleast	1	-	-	-	-	0.00%	0.33%
Centralwest	5	-	-	-	-	0.00%	1.84%
Northcentral	0	-	-	-	-	-	0.22%
Northeast	0	-	-	-	-	-	0.41%
Northwest	0	-	-	-	-	-	0.25%
Southeast	0	-	-	-	-	-	0.59%
Southwest	0	-	-	-	-	-	1.78%


Weekly Influenza Activity

Week Ending November 6, 2004 – Week 44



Level of Influenza Activity by County

No Activity	
Sporadic	
Localized	
Regional	
Widespread	
No Report	



1:4050884



Florida Department of Health
Bureau of Epidemiology

Disclaimer:
This product is for reference purposes only and is not to be construed as a legal document. Any reliance on the information contained herein is at the user's own risk. The Florida Department of Health and its agents assume no responsibility for any use of the information contained herein or any loss resulting therefrom. Map printed November 10, 2004.

Influenza Surveillance – Definitions and Reminders

Influenza Surveillance Regions

Centraleast: Brevard, Indian River, Lake, Martin, Orange, Osceola, Seminole, St. Lucie and Volusia.

Centralwest: Citrus, Hardee, Hernando, Hillsborough, Manatee, Pasco, Pinellas, Polk and Sumter.

Northcentral: Columbia, Dixie, Franklin, Gadsden, Hamilton, Jefferson, Lafayette, Leon, Liberty, Madison, Suwannee, Taylor, and Wakulla.

Northeast: Alachua, Baker, Bradford, Clay, Duval, Flagler, Gilchrist, Levy, Marion, Nassau, and Putnam.

Northwest: Bay, Calhoun, Escambia, Gulf, Holmes, Jackson, Okaloosa, Santa Rosa, Walton and Washington.

Southeast: Broward, Miami-Dade, Monroe and Palm Beach.

Southwest: Charlotte, Collier, Desoto, Glade, Hendry, Highlands, Lee, Okeechobee and Sarasota.

Definitions of the influenza activity codes

No Activity: No laboratory-confirmed cases of influenza and no reported increase in the number of cases of ILI.

Sporadic: Small numbers of laboratory-confirmed influenza cases or a single influenza outbreak has been reported, but there is no increase in cases of ILI.

Local: Outbreaks of influenza or increases in ILI cases and recent laboratory-confirmed influenza in a single region of the state.

Regional: Outbreaks of influenza or increases in ILI cases and recent laboratory-confirmed influenza in at least two but less than half the regions of the state.

Widespread: Outbreaks of influenza or increases in ILI cases and recent laboratory-confirmed influenza in at least half the regions of the state.

Important Reminders

- * Influenza activity reporting by sentinel providers is voluntary.
- * The influenza surveillance data is used to answer the question of where, when, and what viruses are circulating. It can be used to determine if influenza activity is increasing or decreasing, but it cannot be used to ascertain how many people have become ill with influenza so far this season.
- * Reporting is incomplete for this week. Numbers may change as more reports are received.