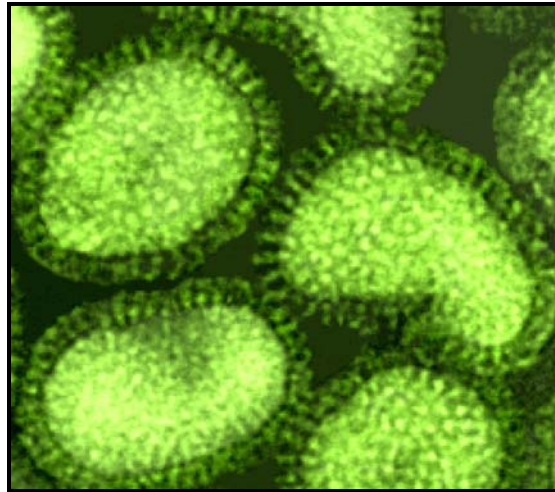


# Florida Influenza Surveillance

*Week Ending March 5, 2005  
(Week 9)*

*Dawn Ginzl, MPH, Florida Epidemic Intelligence Service Fellow*

*Brittni Jones, Influenza Surveillance Coordinator*



## Summary

Influenza-like illness (ILI) activity decreased in many regions of the state for the week ending March 5, 2005 (Week 9). The Northeast and Northwest regions experienced regional ILI activity levels above baseline. One County Health Department, Hardee, reported widespread ILI activity. One County Health Department, Palm Beach, reported regional ILI activity. Nine County Health Departments reported localized ILI activity (Brevard, Escambia, Hillsborough, Orange, Pinellas, Polk, Sarasota, Volusia, and Wakulla), while eighteen County Health Departments (Alachua, Baker, Bay, Broward, Duval, Hernando, Holmes, Jackson, Leon, Miami-Dade, Monroe, Okaloosa, Santa Rosa, Seminole, St. Johns, Suwannee, Taylor, and Union) reported sporadic ILI activity during Week 9. Ten counties reported no ILI activity and twenty-eight counties did not report an activity code.

## Florida Influenza and Influenza-like Illness (ILI) Surveillance

Table 1 outlines the breakdown of specimen testing and weighted ILI activity by region. The overall weighted percent ILI activity for the state for the week ending March 5, 2005 was 2.00%, compared to the previous week's ILI activity of 2.64%. The Northwest region reported the highest influenza activity (5.16%). The Southwest region reported the lowest influenza activity (0.84%). Only 50% of the sentinel physicians across the state reported at the time this report was written.

**TABLE 1. INFLUENZA-LIKE ILLNESS REPORTING AND SPECIMEN TESTING SUMMARY BY REGION**  
Report Date: March 11, 2005

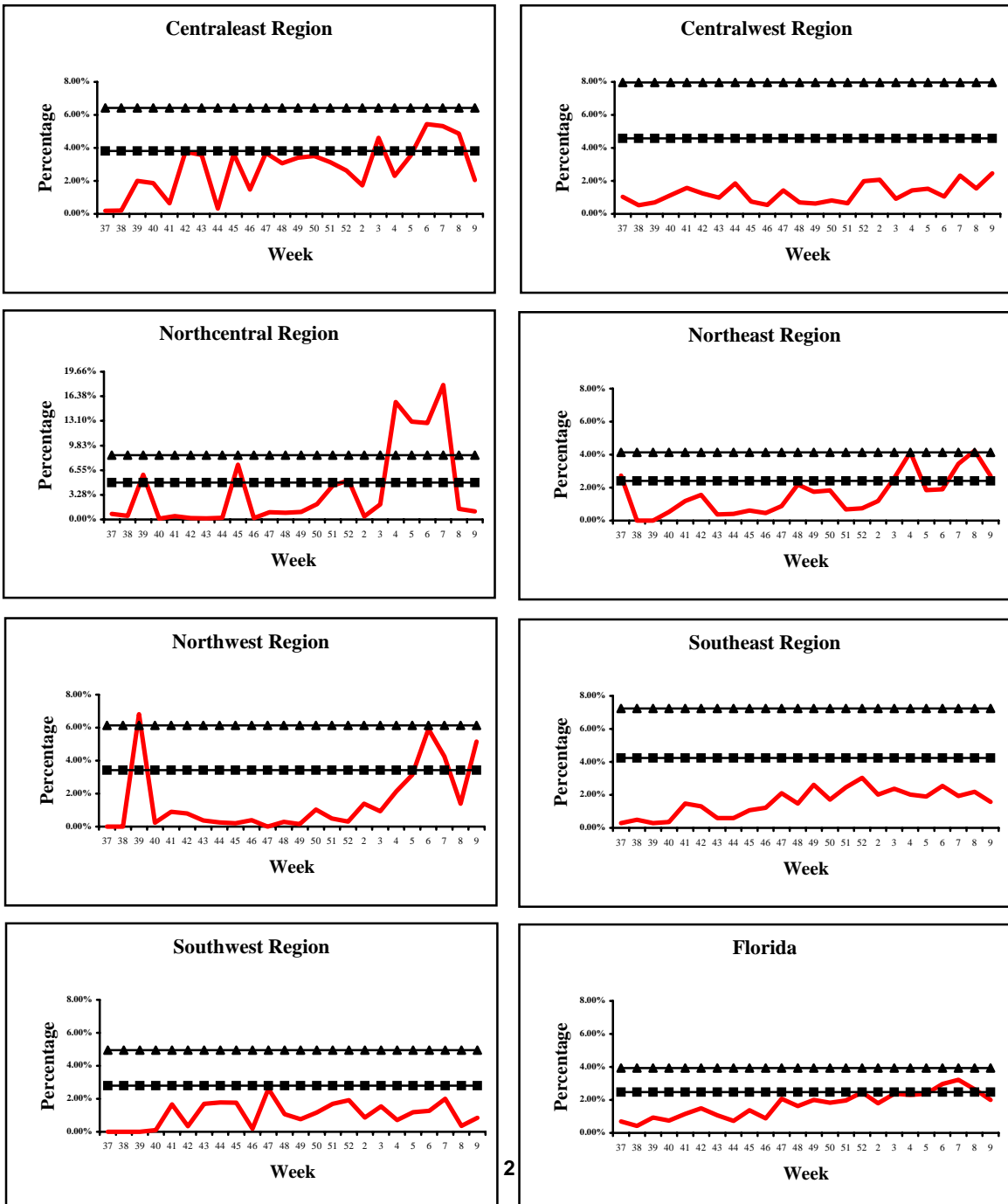
Region	Specimen Testing and Results for Week 9									Reported ILI* for Week 9: Week ending March 5, 2005
	Total Specimens Tested	A H1N1	A H3N2	A Unk	B Hong Kong	B Shanghai	B Unk	Other Resp.	Percent Positive	
Centraleast	5	-	2	-	1	2	-	-	100.00%	2.05%
Centralwest	11	-	-	4	-	-	2	-	54.55%	2.46%
Northcentral	0	-	-	-	-	-	-	-	-	1.08%
Northeast	5	-	4	-	-	-	1	-	100.00%	2.71%
Northwest	0	-	-	-	-	-	-	-	-	5.16%
Southeast	7	-	2	1	-	-	-	-	42.86%	1.57%
Southwest	1	-	-	-	-	-	1	-	100.00%	0.84%

The ILI activity levels are based on information reported by the Florida Sentinel Physician Influenza Network. The Influenza laboratory information is based on results reported by the state laboratories. During Week 9, the Jacksonville Central and Tampa Branch laboratories received 29 specimens for influenza testing. Of these specimens, 20 tested positive (68.97%) for respiratory viruses: eight isolates were influenza A H3N2, five isolates were influenza A Unknown, one isolate was influenza B Hong Kong, two isolates were influenza B Shanghai, and four isolates were influenza B Unknown. The lab portion of this report only includes labs that had reported results at the time of this report.

### Influenza-like Illness Graphs By Region

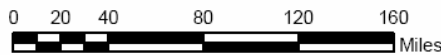
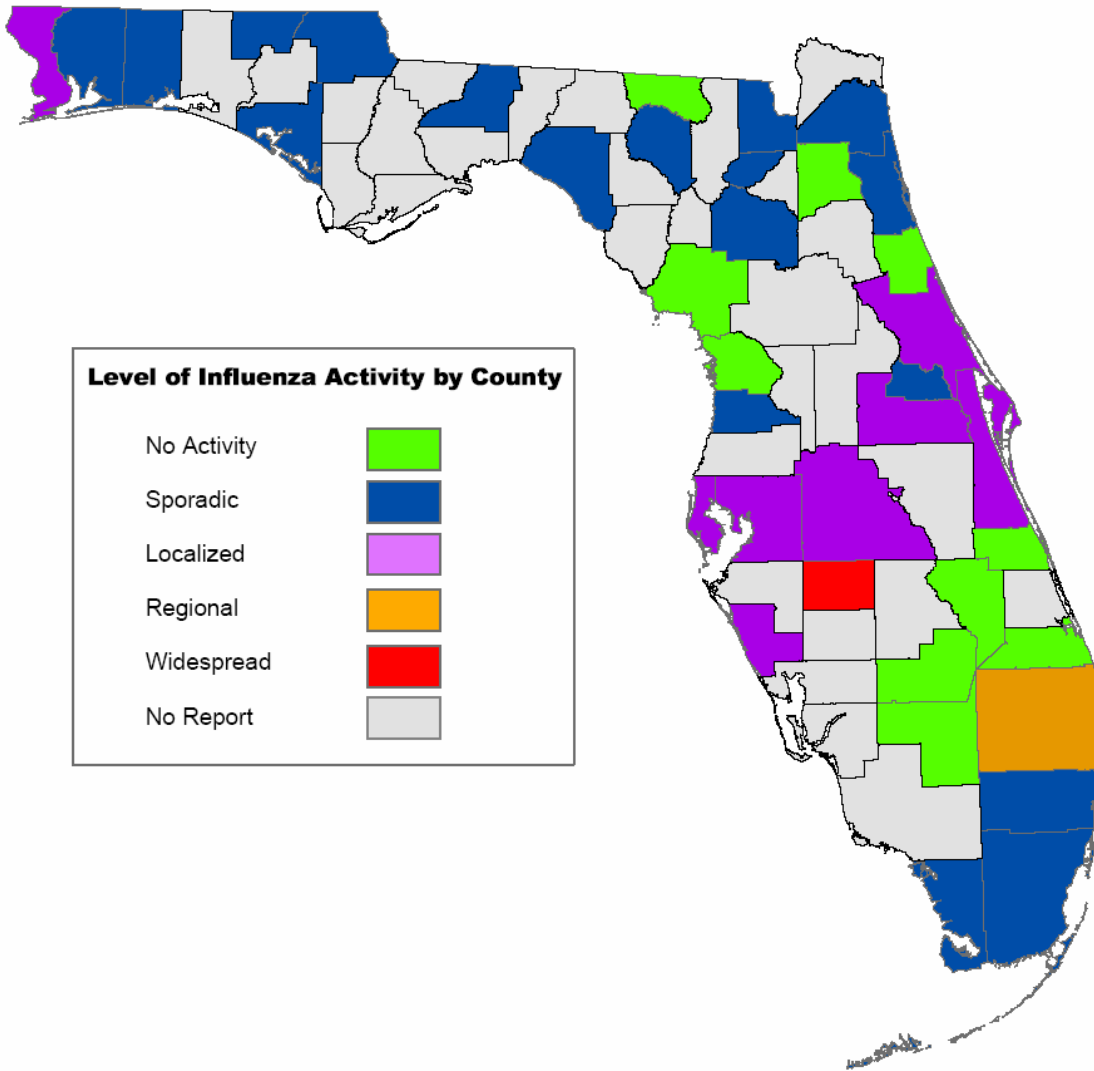
— v v v v v — **Baseline:** A bar line that exceeds the baseline indicates moderate ILI activity

— ▲ ▲ ▲ ▲ ▲ — **Threshold:** A bar line that exceeds the threshold indicates high ILI activity



# Weekly Influenza Activity

Week ending March 5, 2005 - Week 9



1:3785322

**Florida Department of Health**  
Bureau of Epidemiology

**Disclaimer:**  
This product is for reference purposes only and is not to be construed as a legal document. Any reliance on the information contained herein is at the user's own risk. The Florida Department of Health and its agents assume no responsibility for any use of the information contained herein or any loss resulting therefrom. Map printed March 18, 2005.

## Influenza Surveillance – Definitions and Reminders

### Influenza Surveillance Regions

**Centraleast:** Brevard, Indian River, Lake, Martin, Orange, Osceola, Seminole, St. Lucie and Volusia.

**Centralwest:** Citrus, Hardee, Hernando, Hillsborough, Manatee, Pasco, Pinellas, Polk and Sumter.

**Northcentral:** Columbia, Dixie, Franklin, Gadsden, Hamilton, Jefferson, Lafayette, Leon, Liberty, Madison, Suwannee, Taylor, and Wakulla.

**Northeast:** Alachua, Baker, Bradford, Clay, Duval, Flagler, Gilchrist, Levy, Marion, Nassau, Putnam, St. Johns and Union.

**Northwest:** Bay, Calhoun, Escambia, Gulf, Holmes, Jackson, Okaloosa, Santa Rosa, Walton and Washington.

**Southeast:** Broward, Miami-Dade, Monroe and Palm Beach.

**Southwest:** Charlotte, Collier, Desoto, Glade, Hendry, Highlands, Lee, Okeechobee and Sarasota.

### Definitions of the influenza activity codes

**No Activity:** No laboratory-confirmed cases of influenza and no reported increase in the number of cases of ILI.

**Sporadic:** Small numbers of laboratory-confirmed influenza cases or a single influenza outbreak has been reported, but there is no increase in cases of ILI.

**Local:** Outbreaks of influenza or increases in ILI cases and recent laboratory-confirmed influenza in a single region of the state.

**Regional:** Outbreaks of influenza or increases in ILI cases and recent laboratory-confirmed influenza in at least two but less than half the regions of the state.

**Widespread:** Outbreaks of influenza or increases in ILI cases and recent laboratory-confirmed influenza in at least half the regions of the state.

### Important Reminders

- \* Influenza activity reporting by sentinel providers is voluntary.
- \* The influenza surveillance data is used to answer the question of where, when, and what viruses are circulating. It can be used to determine if influenza activity is increasing or decreasing, but it cannot be used to ascertain how many people have become ill with influenza so far this season.
- \* Reporting is incomplete for this week. Numbers may change dramatically as more reports are received.