

Florida Influenza Surveillance

Week Ending May 20, 2006

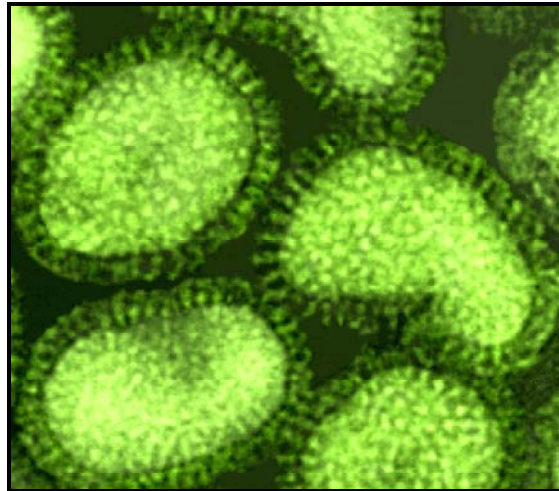
(Week 20)

Aimee Pragle, MS, Respiratory Epidemiologist

Brittni Jones, Influenza Surveillance Coordinator

D’Juan Harris, GIS Specialist

Aaron Kite-Powell, MS; Florida EIS Fellow



In This Issue:

- I. Summary
- II. FSPISN Influenza and Influenza-like Illness Surveillance Summary
- III. FSPISN Influenza-like Illness Graphs by Region
- IV. FL DOH Laboratory Surveillance
- V. County Health Department Influenza Activity
- VI. Influenza-associated deaths among those <18 years of age & post-influenza infection encephalitis
- VII. Reports of influenza or ILI outbreaks in the community or institutional setting
- VIII. Summary of Worldwide A/H5N1 Influenza Activity

I. Summary

This is the thirty-third weekly Florida influenza surveillance report for the 2005-06 season. Influenza surveillance in Florida consists of six surveillance components: Florida Sentinel Physician Influenza Surveillance Network (FSPISN), state laboratory-based viral surveillance, county influenza activity levels as determined and reported by county health department epidemiologists based on county level influenza and influenza-like illness (ILI) surveillance, reporting of influenza-associated deaths among those <18 years of age, post-influenza infection encephalitis reporting, and reports of influenza or ILI outbreaks in the community or institutional settings. Influenza is not a reportable disease in Florida and therefore information regarding the exact number of influenza cases within the state is not available.

These surveillance systems allow the Florida Department of Health, in collaboration with the Centers for Disease Control and Prevention (CDC), to determine when and where influenza activity is occurring, identify circulating viruses, detect changes in the circulating influenza viruses, track patterns of influenza-associated morbidity and mortality and estimate the overall impact of influenza in the state of Florida. Almost all of the reporting by the counties, laboratories and healthcare providers for the various surveillance programs that track influenza-associated morbidity and mortality is voluntary.

During week 20, Influenza-like illness (ILI) activity, as reported by FSPISN decreased in four of the seven regions (Centraleast, Centralwest, Northcentral, and Northwest). Overall, state ILI activity as reported by FSPISN decreased this week. Influenza activity levels reported by counties as of May 26, 2006 were stable compared to the previous week: No counties reported Widespread activity. No counties reported Localized activity. Two county health departments reported Sporadic ILI activity: (Miami-Dade, and Pinellas). Thirty-four counties reported no activity. Thirty-one counties did not report this week.

II. FSPISN Influenza and Influenza-like Illness (ILI) Surveillance Summary:

Table 1 shows the weighted ILI activity by region as reported by Florida Sentinel Physician Influenza Surveillance Network (FSPISN) providers. The overall weighted percent ILI activity for the state for the week ending May 20, 2006 was 0.77%, compared to 0.27% for the previous week. ILI activity is below the Florida baseline. This is based on 42% of sentinel sites reporting. The highest weighted % ILI activity reported was in the Southeast region at 1.54%, while the Northcentral and Northwest regions reported the lowest at 0.00% ILI cases.

FSPISN*§ Weighted ILI Activity, by Region, Week ending May 20, 2006	
REGION	REPORTED ILI%
Centraleast	0.50%
Centralwest	0.25%
Northcentral**	0.00%
Northeast	0.17%
Northwest	0.00%
Southeast	1.54%
Southwest	0.09%

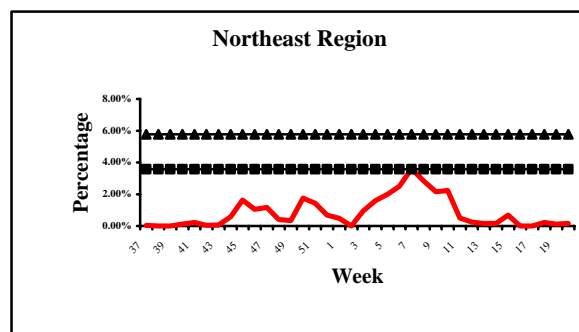
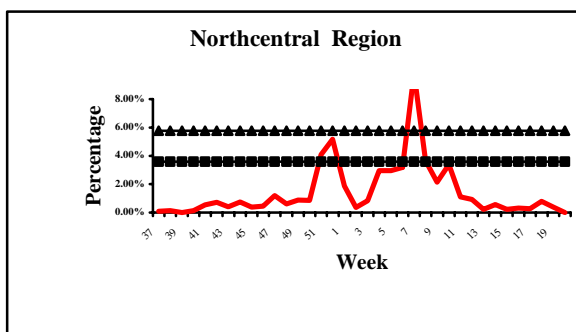
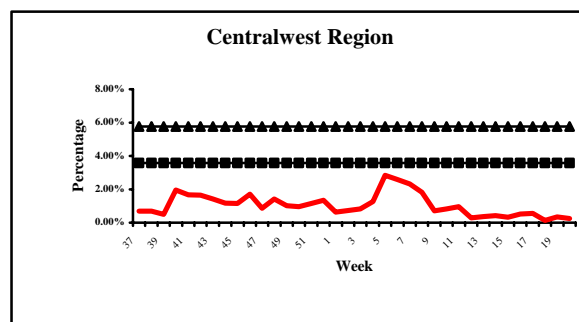
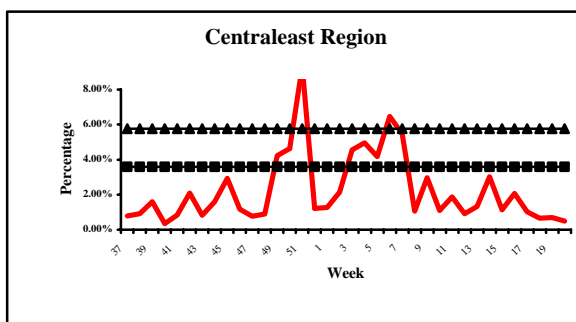
*The ILI activity levels are based on information reported by the Florida Sentinel Physician Influenza Network.

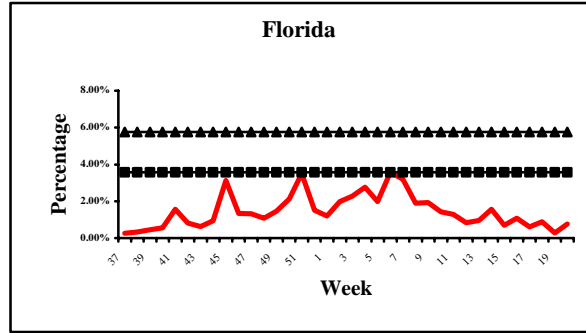
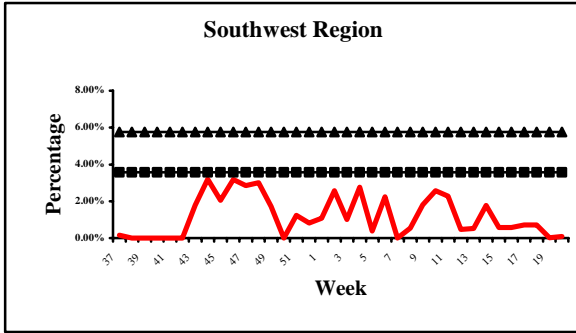
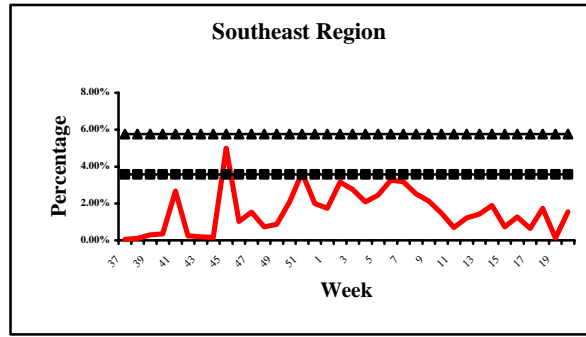
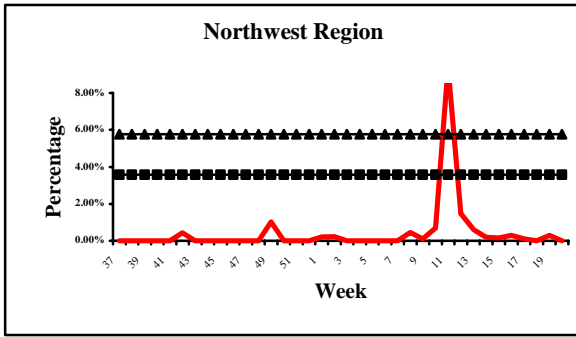
§ FSPISN Reporting is incomplete for this week (42%). Numbers may change dramatically as more reports are received.

III. FSPISN Influenza-like Illness Graphs by Region

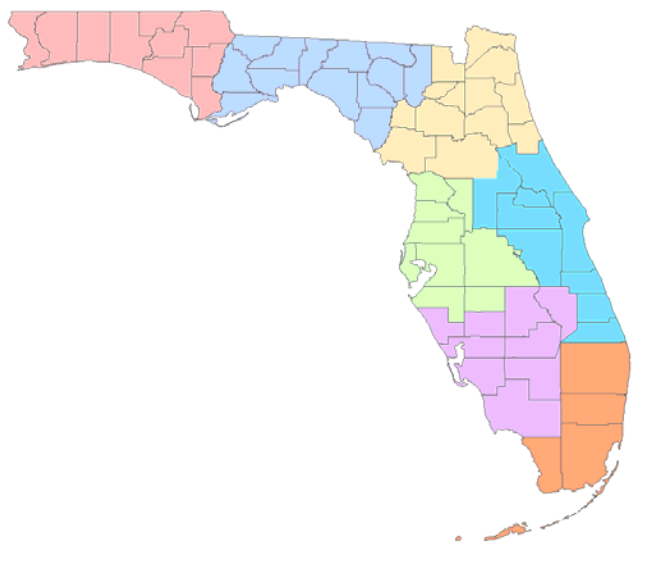
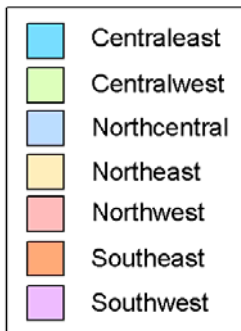
■ ■ ■ ■ ■ ■ ■ ■ ■ ■ **Florida Baseline:** 3.58%, calculated using the previous 3 years of data as reported by FSPISN. (A line exceeding the baseline indicates moderate ILI activity.)

▲ ▲ ▲ ▲ ▲ ▲ **Florida Threshold:** 5.76%, calculated using the previous 3 years of data as reported by FSPISN. (A line exceeding the threshold indicates high ILI activity.)





Influenza Surveillance Regions



Influenza Surveillance – Reminders

Important Reminders

*Influenza activity reporting by sentinel providers is voluntary

*The influenza surveillance data is used to answer the questions of where, when, and what viruses are circulating. It can be used to determine if influenza activity is increasing or decreasing, but it cannot be used to ascertain how many people have become ill with influenza so far this season.

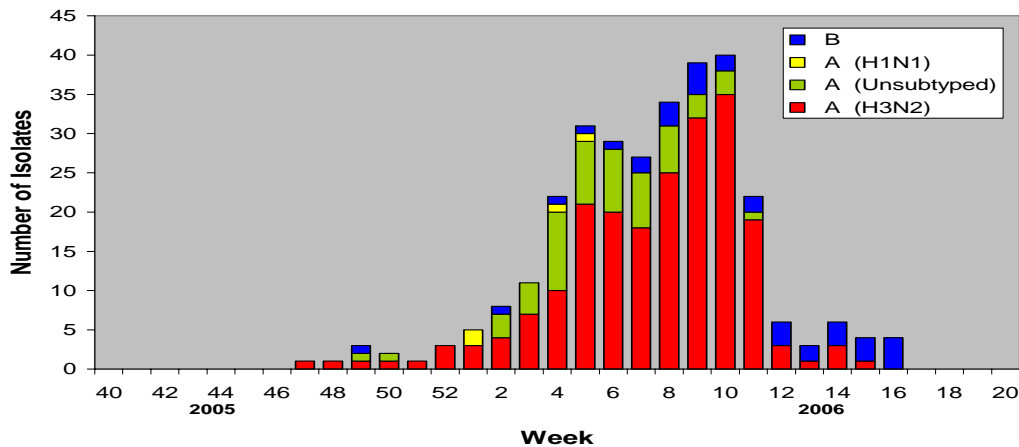
*Reporting is incomplete for this week. Numbers may change dramatically as more reports are received.

IV. Laboratory Surveillance:

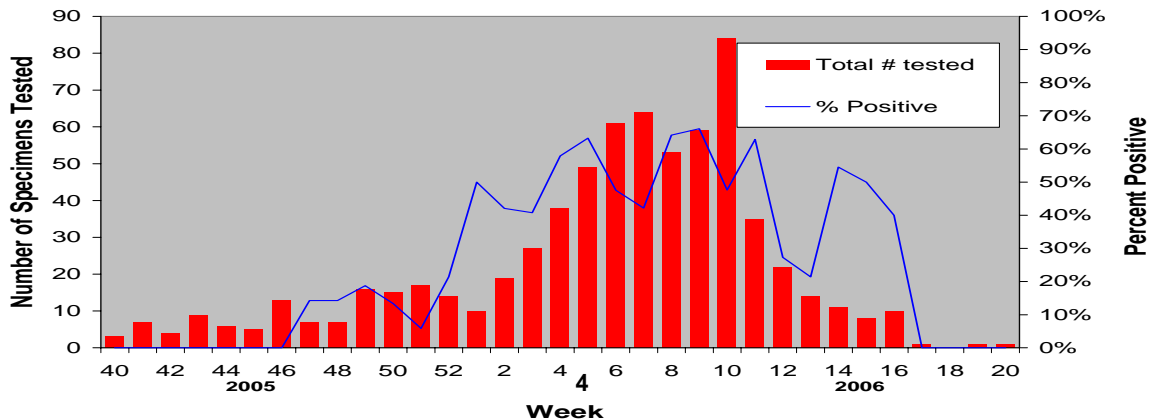
During weeks 17 through 20, Florida Department of Health State Laboratories reported 2 specimens tested for influenza viruses and 0 (0%) were positive.

Since October 4, 2005, Florida Department of Health State Laboratories have tested a total of 690 specimens for influenza viruses and 302 (44%) were positive. Among the 302 influenza viruses, 269 (89%) were influenza A viruses and 33 (11%) were influenza B viruses. Two hundred and fourteen (214) of the 269 influenza A viruses have been subtyped: 210 were influenza A (H3N2) virus and 4 were influenza A (H1N1) virus. *Laboratory information is preliminary and may change as additional results are received.*

FL DOH State Laboratory Influenza Virus Isolates 2005-06



Number of Influenza Specimens Tested by FL DOH State Laboratories 2005-06


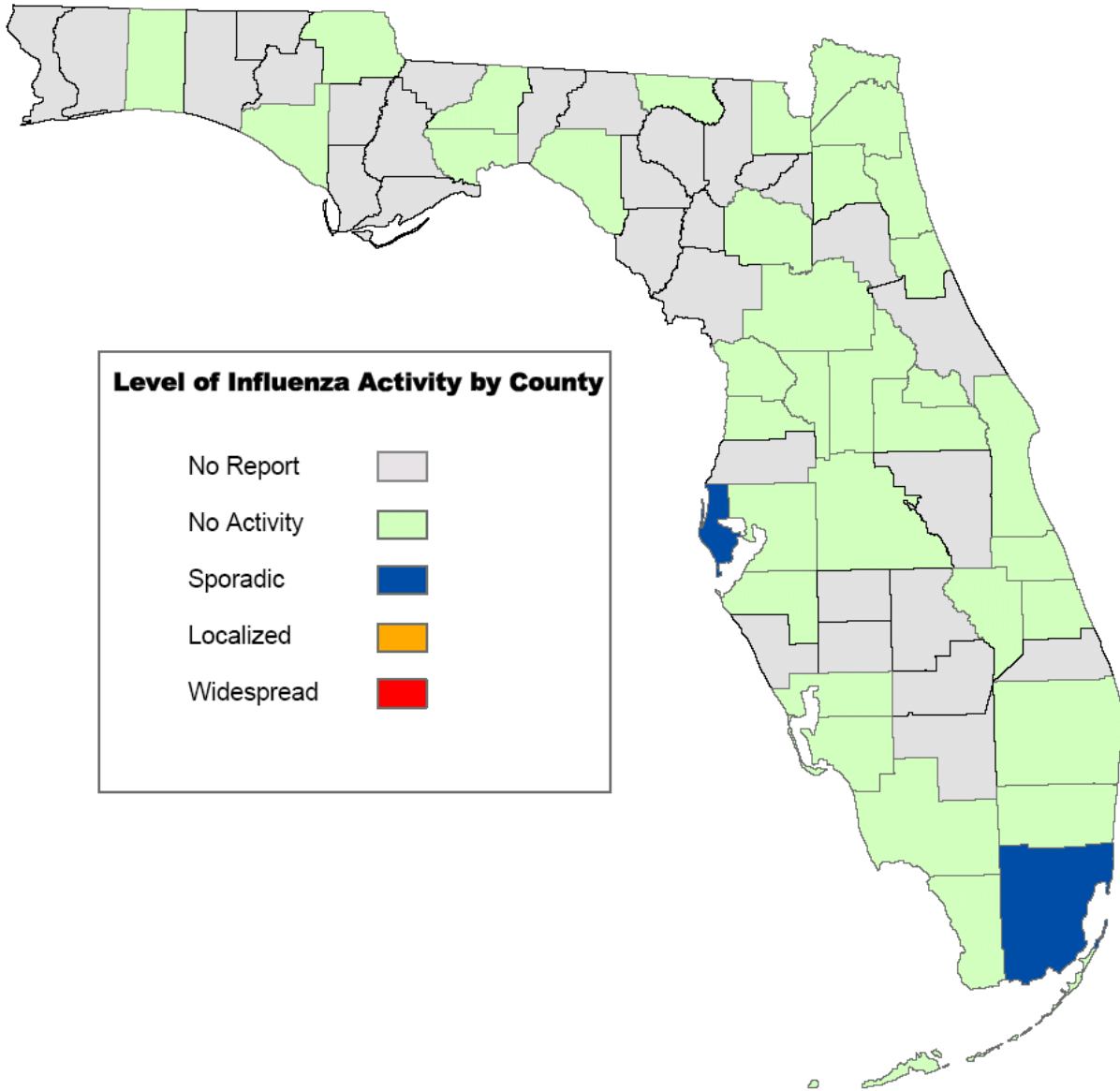


V. County Health Department Influenza Activity

Weekly County Influenza Activity

(Week ending May 20, 2006 - Week 20)

County influenza activity levels are reported by county health department epidemiologists



1:3724185



Florida Department of Health
Bureau of Epidemiology

Disclaimer:
This product is for reference purposes only and is not to be construed as a legal document. Any reliance on the information contained herein is at the user's own risk. The Florida Department of Health and its agents assume no responsibility for any use of the information contained herein or any loss resulting therefrom.
Map printed May 26, 2006

County influenza activity level definitions (County activity levels should be reported via EpiCom.)

0 = No Activity:

Overall clinical activity remains low with no laboratory confirmed cases[†] in the county.

1 = Sporadic:

- And/or { a. Isolated cases of laboratory confirmed influenza[†] in the county.
 b. An ILI[§] outbreak in a single setting[‡] in the county.
 (No detection of increased ILI[§] activity by surveillance systems*)

2 = Localized:

- And/or { a. An increase of ILI[§] activity detected by a *single* surveillance system* within the county. (An increase in ILI[§] activity has not been detected by *multiple* ILI surveillance systems).
 b. Two or more outbreaks (ILI[§] or lab confirmed[†]) detected in a *single* setting[‡] in the county.

AND

- c. Recent (within past three weeks) laboratory evidence[†] of flu activity in the county.

3 = Widespread:

- And/or { a. An increase in ILI[§] activity detected in ≥2 surveillance systems in the county.
 b. Two or more outbreaks (ILI[§] or laboratory confirmed[†]) detected in *multiple* settings[‡] in the county.

No Report: (No report was received from the county at the time of publication)

[†] Laboratory confirmed case = case confirmed by rapid diagnostic test, antigen detection, culture, or PCR.

[§] ILI = Influenza-like illness, fever ≥100°F AND sore throat and/or cough *in the absence* of another known cause.

* ILI surveillance system activity can be assessed using a variety of surveillance systems including sentinel providers, school/workplace absenteeism, long-term care facility (LTCF) surveillance, correctional institution surveillance, hospital emergency department surveillance and laboratory surveillance.

[‡] Settings include institutional settings (LTCFs, hospitals, prisons, schools, companies) & the community.

VI. Influenza-associated deaths among those <18 years of age & post influenza infection encephalitis

As of the week ending May 26, 2006, one influenza-associated death and/or post influenza infection encephalitis among those <18 years of age was reported in the state of Florida.

Reportable Disease	Number of Cases 05-06 Influenza Season
Influenza-associated deaths among those <18 years of age	1
Post-influenza infection encephalitis	0

Influenza-associated deaths among those <18 years of age and/or post influenza infection encephalitis are reportable; case report forms can be accessed at:

http://www.doh.state.fl.us/disease_ctrl/epi/topics/crforms.htm.

VII. Reports of influenza or ILI outbreaks in the community or institutional settings

- Manatee County Health Department reported an Influenza B outbreak in an elementary school on 4/13/06.
- The Department of Corrections reported an influenza A outbreak in a Bay County corrections facility on 3/8/06.
- Duval County Health Department reported an influenza A outbreak in a nursing home on 2/23/06.
- Duval County Health Department reported an influenza A outbreak in an assisted living facility on 2/21/06.
- The Department of Corrections reported an influenza-like illness outbreak in a Jackson County corrections facility on 2/22/06.
- Alachua County Health Department Epidemiology reported an influenza A outbreak in a special needs facility which occurred from 1/20/06 to 2/6/06.
- Brevard County Health Department began investigation of a reported influenza outbreak in a long-term care facility on 2/03/06.

A description of reported influenza or ILI outbreaks in community or institutional settings can be viewed via EpiCom at: <https://www.epicom.fl.net>. Influenza and ILI outbreaks should be reported to EpiCom on the Influenza forum.

VIII. Summary of Worldwide A/H5N1 Influenza Activity

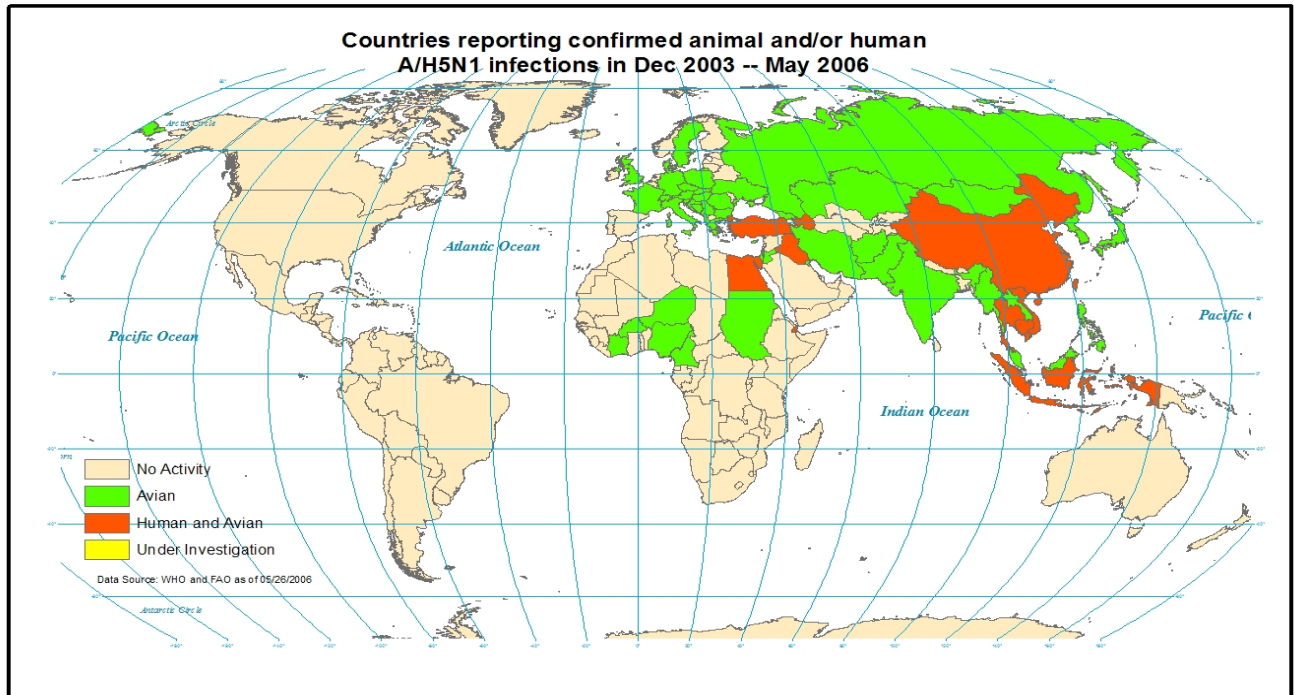
05/30/06 Summary of Worldwide A/H5N1 Avian Influenza Activity Update 25

Since the recent outbreak activity began at the end of December 2003, there have been a total of 224 confirmed human cases and 127 deaths*. Cases and deaths occurred in the following nations: Azerbaijan 8 cases and 5 deaths; Cambodia 6 cases and 6 deaths; China 18 cases and 12 deaths; Djibouti 1 case 0 deaths; Egypt 14 cases and 6 deaths; Indonesia 48 cases and 36 deaths; Iraq 2 case and 2 deaths; Thailand 22 cases and 14 deaths; Turkey 12 cases and 4 deaths; and, Vietnam 93 cases and 42 deaths. The most recent confirmed cases (7) and deaths (4) occurred in Indonesia. One of the new cases is the seventh person in a family cluster, reported in the previous update, to become ill, and the sixth to die. His symptoms developed on 5/15, and he died on 5/22. This case is the brother of the initial case in the cluster; and, his son, who died on 5/13 of H5N1, was a part of the cluster. He was closely involved with his son's care, and this contact is considered a possible source of his infection. A genetic analysis of the viruses isolated from cases in the family cluster has found no evidence of significant mutations. The viruses are genetically similar to those isolated previously from an outbreak in poultry in North Sumatra. The additional 6 cases and 3 deaths reported this week in Indonesia are widely dispersed geographically, and are not associated with the family cluster. All but 2 of these cases have known exposure to diseased birds or their feces. Investigators continue to look for possible exposures for the other 2 cases.

Over the last week the H5N1 virus has not been reported in any new countries, although the virus continues to cause outbreaks in some previously impacted countries. Countries reporting confirmed outbreaks of H5N1 in bird species since late December 2003, with the most recent outbreaks listed first, include Djibouti, Ivory Coast, Czech Republic, Palestinian Autonomous Territories, United Kingdom (Scotland), Burkina Faso, Jordan, Sweden, Israel, Afghanistan, Cameroon, Myanmar, Albania, Serbia and Montenegro, Hungary, Poland, Switzerland, Niger, Slovakia, France, Austria, Malaysia, Azerbaijan, India, Slovenia, Bosnia Herzegovina, Germany, Nigeria, Egypt, Bulgaria, Italy, Greece, Iran, Croatia, Cyprus, Ukraine, Turkey, Romania, Indonesia, China, Russia, Thailand, Vietnam, Kuwait (only one flamingo), Kazakhstan, Mongolia, Cambodia, Korea (Rep. of), and Japan. Countries with confirmed H5 (neuraminidase not determined yet) infection in birds include the Philippines, Iraq, and Laos.

The current phase of alert as defined by the WHO global influenza preparedness plan is phase 3, which states that human infections with a new subtype are occurring, but no human-to-human spread, or at most rare instances of spread to a close contact. At the present time the WHO is not recommending restrictions on travel to areas affected by H5N1 avian influenza, but is suggesting that travelers to these areas avoid contact with live animal markets and poultry farms, and any free-ranging or caged poultry.

Evidence suggests that the primary route of infection at this time is associated with direct contact with infected poultry, or surfaces and objects contaminated by their droppings.



**All confirmed results are from official sources – WHO, CDC, FAO. Information on suspect cases comes from a variety of sources including Epi-X, Promed, and the official sources mentioned above.*