

Volunteer Health Care Provider Program

Fiscal Year 2024–25 Annual Report

DECEMBER 2025

Ron DeSantis
Governor

Joseph A. Ladapo, MD, PhD
State Surgeon General

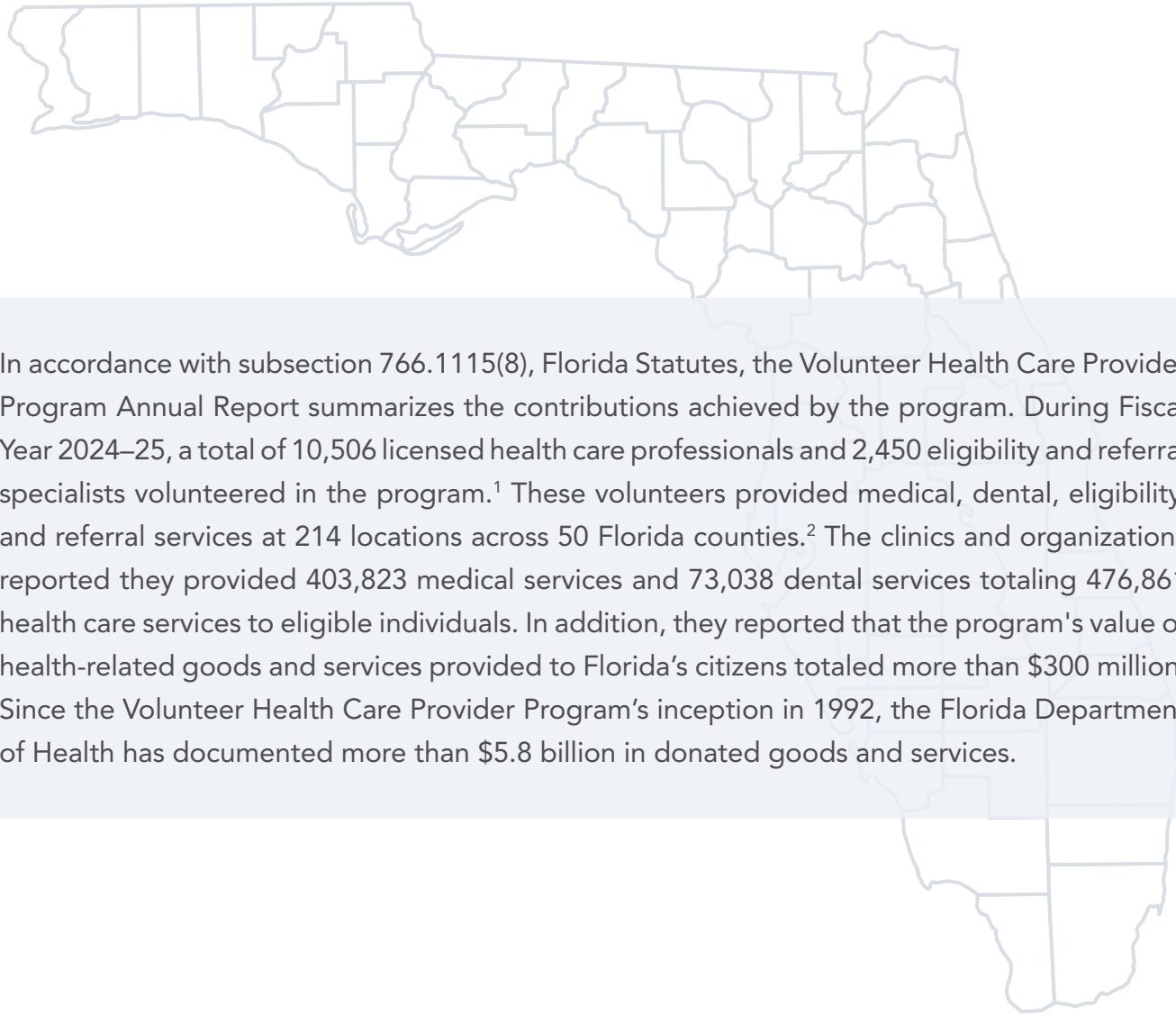
Florida
HEALTH

[Page intentionally left blank.]

Table of Contents

| | |
|--|----|
| Executive Summary | 4 |
| Overview | 5 |
| Section 1: Community and Faith-Based Clinics and Organizations | 6 |
| Section 2: Licensed Health Care Professionals and Other Volunteers | 8 |
| Section 3: Value of Donated Goods and Services | 9 |
| Appendix A: Volunteer Health Care Provider Program Clinics and Organizations Contributions by County | 10 |
| Appendix B: Volunteer Health Care Provider Program Clinics and Organizations Contributions by County | 13 |
| Appendix C: Summary of Clinics and Organizations that Closed | 27 |
| Appendix D: Financial Liability Report | 28 |

Executive Summary



In accordance with subsection 766.1115(8), Florida Statutes, the Volunteer Health Care Provider Program Annual Report summarizes the contributions achieved by the program. During Fiscal Year 2024–25, a total of 10,506 licensed health care professionals and 2,450 eligibility and referral specialists volunteered in the program.¹ These volunteers provided medical, dental, eligibility, and referral services at 214 locations across 50 Florida counties.² The clinics and organizations reported they provided 403,823 medical services and 73,038 dental services totaling 476,861 health care services to eligible individuals. In addition, they reported that the program's value of health-related goods and services provided to Florida's citizens totaled more than \$300 million. Since the Volunteer Health Care Provider Program's inception in 1992, the Florida Department of Health has documented more than \$5.8 billion in donated goods and services.

¹ Of the 10,506 licensed health care professionals, 682 provided services to more than one clinic or organization.

² The 214 clinics and organizations in the program all have licensed health care professionals on contract with the Department and 148 of these clinics and organizations also established a contract with the Department.

Overview

Created by the 1992 Access to Health Care Act, the Volunteer Health Care Provider Program improves access to health care for uninsured and underserved low-income residents. To encourage practitioners to volunteer, the state ensures that sovereign immunity protects them from lawsuits when providing free medical and dental services to underserved populations.³ These professionals volunteer their services primarily in community and faith-based medical clinics that serve uninsured and underserved individuals. The program also trains non-licensed volunteers to determine program eligibility and refer individuals to providers for primary or specialty care. All data presented within this report is for Fiscal Year 2024–25.

To be eligible for medical and dental services through the program, individuals must meet one of two financial criteria:

- ✓ They do not have health insurance that covers the treatment being sought and have a gross family income that is less than 300% (FY 2024–25) of the federal poverty level (FPL).
- ✓ They meet Medicaid-eligibility under Florida law and meet the program's income eligibility criteria (less than 300% FPL). Medicaid clients are eligible to receive services through a free clinic when there is no Medicaid provider available in the area.

About the Program

The program is administered by a supervisor in the Department of Health (Department), State Health Office and by nine regional coordinators across the state. In FY 2024–25, expenditures to administer the program totaled \$579,539. Regional coordinators prepare and manage Department contracts with volunteer health care professionals that include sovereign immunity provisions. County health officers, on behalf of the Department, sign program contracts with licensed health care professionals who volunteer to provide services.

Regional coordinators ensure compliance with sovereign immunity requirements, conduct onsite quality assurance monitoring of patient's medical records, and train non-licensed volunteers in eligibility determination and referral procedures.

Detailed information regarding participating clinics and organizations, services provided, and the value of services are contained in Appendices A through C.

Appendix A summarizes the number of participating clinics and organizations providing services and the total contributions by county.

Appendix B summarizes the number of reported volunteers and health care service counts and the value of contributions by individual clinics for each county.

Appendix C lists the clinics that closed during FY 2024–25. These clinics will not appear in the next annual report.

In addition, subsection 766.1115 (7), Florida Statutes, requires that the program's annual report include a list of claims filed against the program as compiled by the Florida Department of Financial Services, Division of Risk Management. Appendix D documents that no claims have been filed against the program in the preceding 12 months. As previously reported, no claims have been reported since March 2012.

³ For additional information on sovereign immunity, see section 766.1115(2), Florida Statutes.

Section 1: Community and Faith-Based Clinics and Organizations

Licensed health care professionals participating in the program volunteer their services at clinics and medical organizations serving uninsured and underserved individuals. During FY 2024–25, health care professionals provided services in 198 community and faith-based clinics.

Since FY 2019–20, the program has increased the number of counties with participating clinics and organizations from 44 to 48. As shown in Exhibit 1.1, of these 48 counties, 37 counties had one to four participating clinics and organizations; five had five to nine participants; five had 11 to 15 participants and Miami-Dade County had 24 participants.

For FY 2024-25, 19 counties had no clinics or medical mobile dental units participating in the program. Most clinics have agreed to provide health care services to patients from these neighboring counties. However, transportation presents a barrier for patients in counties with no participating clinics. To overcome this barrier, some clinics provide health care services to residents by mobile medical units.

The Department's goal is to increase the number of counties with the program. To achieve this goal, in conjunction with participating medical and dental clinics, the Department has worked on outreach to garner interest and future participation in the program.

Exhibit 1.1
Count of Community and Faith-Based Clinics and Organizations by County (N=198)

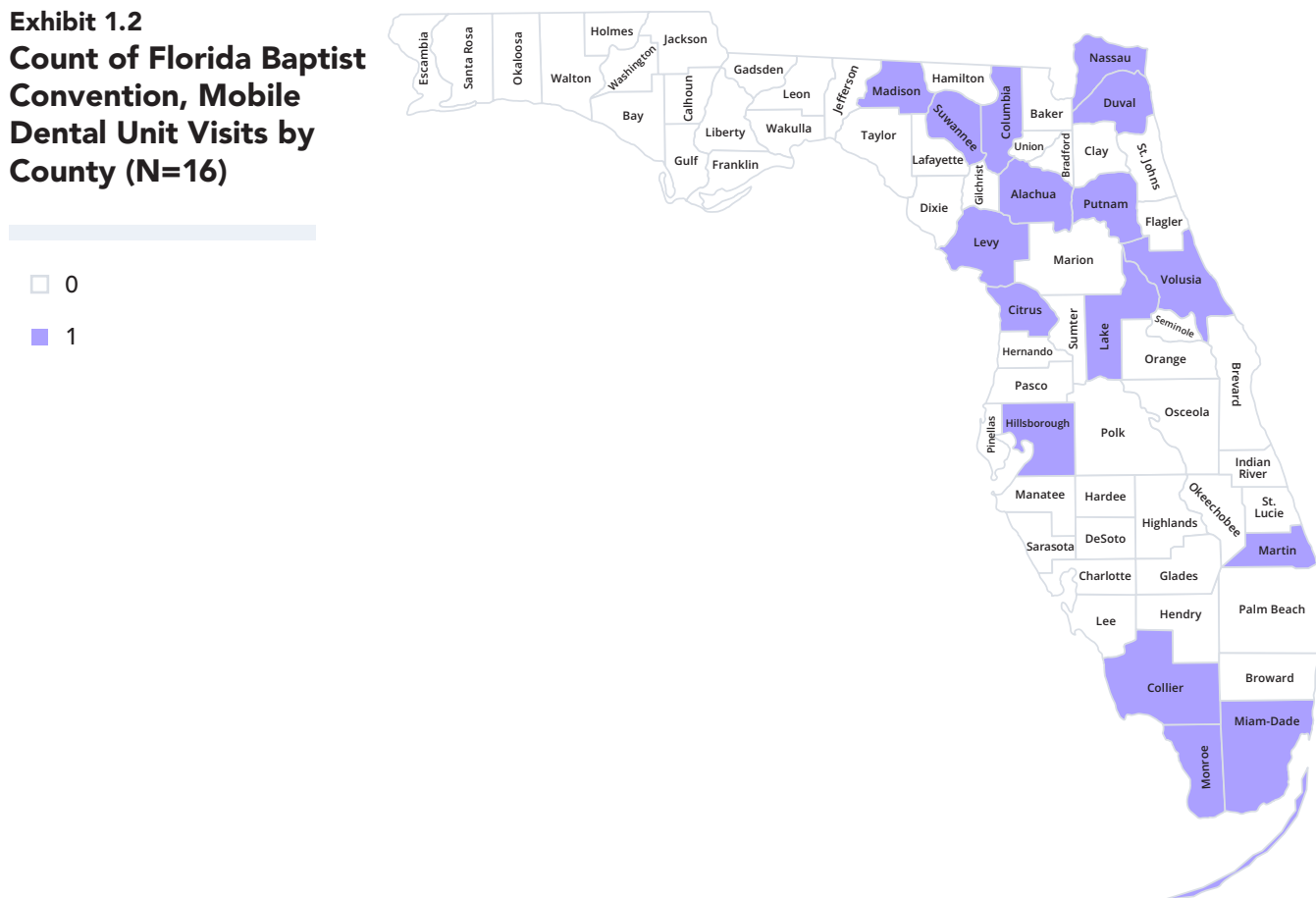


Dental Services

Dental care is an important service provided through this program. In fact, 74 of the 198 participating clinics also offer dental services. These clinics reported providing 72,129 dental services. In addition, the Florida Baptist Convention Mobile Dental Unit (MDU) is a faith-based organization providing free dental services to patients. For its MDU, Florida Baptist Convention reported 16 dental service visits in 16 counties where they provided 909 dental services. Exhibit 1.2 shows counties with Florida Baptist Convention MDU visits.

The combined total of dental services from clinic providers and MDU was 73,038.

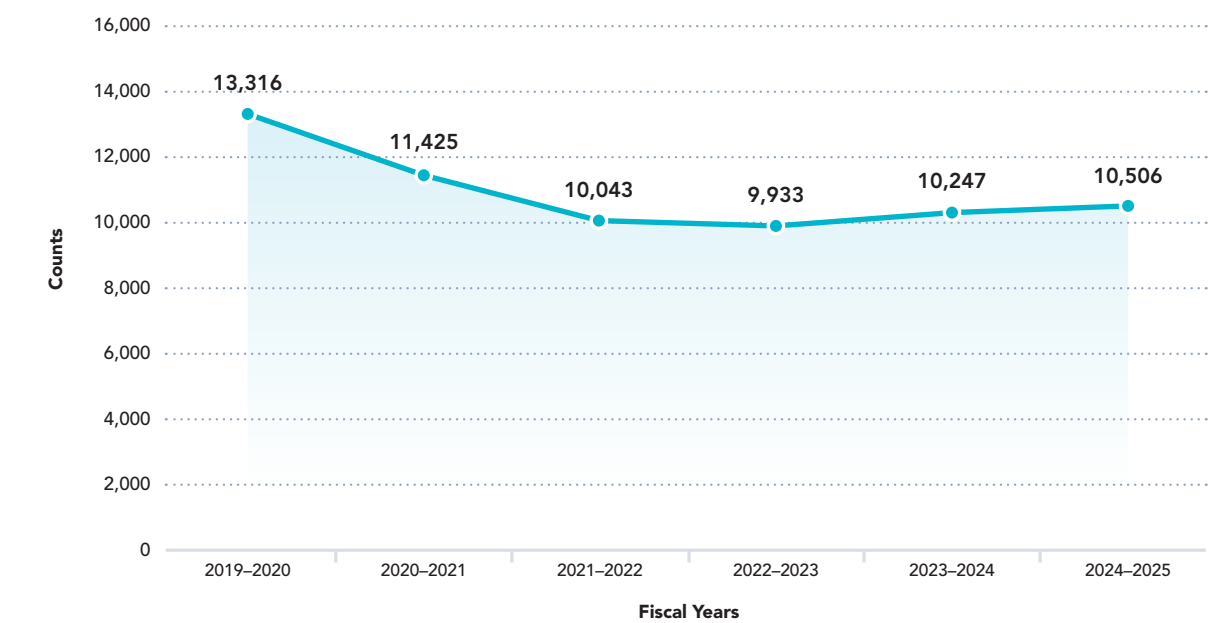
Exhibit 1.2
Count of Florida Baptist
Convention, Mobile
Dental Unit Visits by
County (N=16)



Section 2: Licensed Health Care Professionals and Other Volunteers

During FY 24–25, 10,506 participating licensed health care professionals provided 476,861 health care services to eligible individuals. However, as shown in Exhibit 2.1, the number of licensed health care professionals providing volunteer services has decreased by 21.1% (N=2,810) since FY 2019–20.

Exhibit 2.1
Licensed Health Care Professionals FY 2019–20 through FY 2024–25



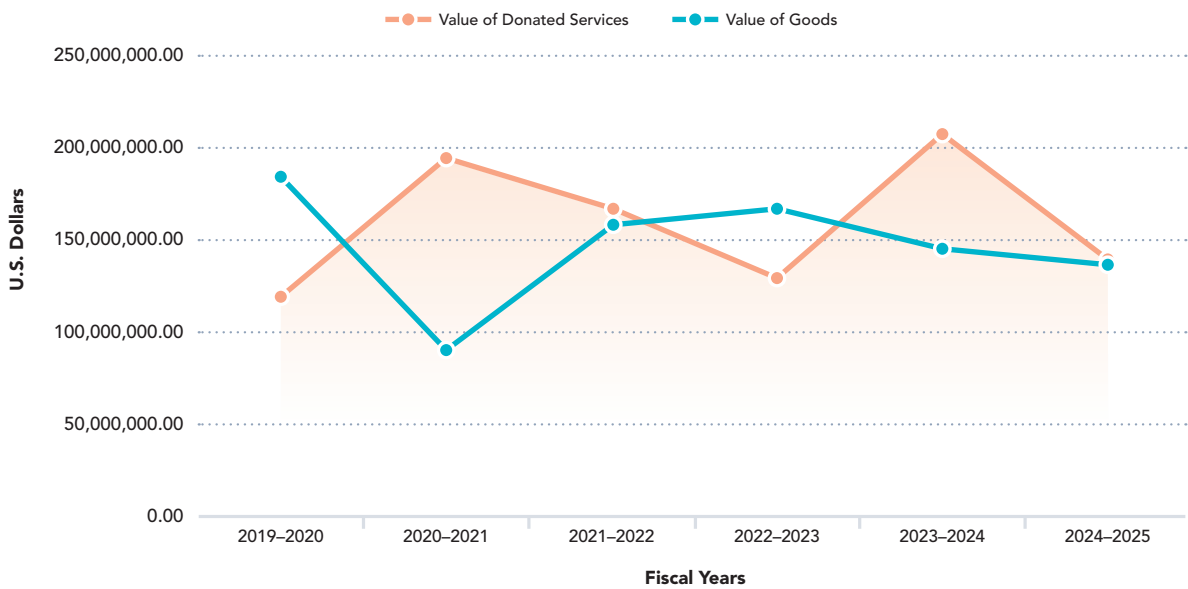
Source: Annual self-reporting requirements for clinics and organizations participating in the program.

In addition to the health care professionals who support the program, a total of 2,450 eligibility and referral specialists volunteered to screen clients for eligibility determination and refer patients for primary and specialty care during FY 2024–25.

Section 3: Value of Donated Goods and Services

The value of health care services is self-reported by participating clinics and organizations. During FY 2024–25, clinics and organizations reported a total of 1,075,210 donated hours valued at approximately \$163 million. In addition, 126 of the total 214 clinics and organizations reported receiving supplies, equipment, and monetary donations valued at approximately \$137 million. The combined value of volunteered services and donations totaled more than \$300 million during FY 2024–25. Since the program’s inception in 1992, participating clinics have reported more than \$5.8 billion in donated goods and services.

Exhibit 3.1
Total Value of Donated Goods and Services for FY 2019–20 through FY 2024–25



Source: Annual self-reporting requirements for clinics and organizations participating in the program.

Appendix A: Volunteer Health Care Provider Program Clinics and Organizations Contributions by County

July 1, 2024 to June 30, 2025

The following table presents aggregate information by county for the number of participating clinics and organizations, health care services provided, licensed volunteers, eligibility and referral specialists and the value of contributions.

| County | Clinics and Organizations | Health Care Services | Licensed Volunteers | Eligibility and Referral Specialists | Value of Contributions |
|------------|---------------------------|----------------------|---------------------|--------------------------------------|------------------------|
| Alachua | 7 | 3,036 | 1,759 | 18 | \$2,851,283 |
| Baker* | 0 | 0 | 0 | 0 | \$0 |
| Bay | 3 | 12,623 | 83 | 16 | \$8,114,287 |
| Bradford* | 0 | 0 | 0 | 0 | \$0 |
| Brevard | 4 | 4,352 | 294 | 37 | \$5,800,892 |
| Broward | 2 | 2,277 | 64 | 6 | \$1,823,427 |
| Calhoun* | 0 | 0 | 0 | 0 | \$0 |
| Charlotte | 2 | 12,888 | 168 | 16 | \$6,408,034 |
| Citrus | 5 | 442 | 40 | 20 | \$393,046 |
| Clay | 2 | 2,848 | 22 | 8 | \$472,073 |
| Collier | 4 | 15,396 | 522 | 24 | \$31,965,639 |
| Columbia | 1 | 76 | 12 | 14 | \$96,154 |
| Desoto* | 0 | 0 | 0 | 0 | \$0 |
| Dixie* | 0 | 0 | 0 | 0 | \$0 |
| Duval | 15 | 29,786 | 1,013 | 77 | \$29,660,667 |
| Escambia | 3 | 18,092 | 242 | 23 | \$5,235,986 |
| Flagler | 1 | 3,443 | 37 | 6 | \$2,105,239 |
| Franklin* | 0 | 0 | 0 | 0 | \$0 |
| Gadsden* | 0 | 0 | 0 | 0 | \$0 |
| Gilchrist* | 0 | 0 | 0 | 0 | \$0 |
| Glades | 1 | 0 | 0 | 0 | \$0 |
| Gulf* | 0 | 0 | 0 | 0 | \$0 |

*No volunteers were available for clinical services during FY 2024–25.

Appendix A: Volunteer Health Care Provider Program Clinics and Organizations Contributions by County (Continued)

| County | Clinics and Organizations | Health Care Services | Licensed Volunteers | Eligibility and Referral Specialists | Value of Contributions |
|--------------|---------------------------|----------------------|---------------------|--------------------------------------|------------------------|
| Hamilton* | 0 | 0 | 0 | 0 | \$0 |
| Hardee* | 0 | 0 | 0 | 0 | \$0 |
| Hendry | 1 | 0 | 0 | 0 | \$0 |
| Hernando | 2 | 854 | 26 | 16 | \$247,702 |
| Highlands | 1 | 1,383 | 36 | 1 | \$962,634 |
| Hillsborough | 15 | 44,264 | 648 | 189 | \$17,228,580 |
| Holmes | 1 | 77 | 77 | 9 | \$54,792 |
| Indian River | 1 | 391 | 48 | 0 | \$297,651 |
| Jackson | 1 | 104 | 3 | 3 | \$63,591 |
| Jefferson | 1 | 0 | 0 | 0 | \$0 |
| Lafayette* | 0 | 0 | 0 | 0 | \$0 |
| Lake | 6 | 20,992 | 126 | 22 | \$4,937,274 |
| Lee | 6 | 10,472 | 366 | 20 | \$14,146,675 |
| Leon | 2 | 2,530 | 352 | 10 | \$6,080,422 |
| Levy | 1 | 58 | 20 | 7 | \$75,468 |
| Liberty* | 0 | 0 | 0 | 0 | \$0 |
| Madison | 3 | 117 | 21 | 7 | \$79,177 |
| Manatee | 4 | 6,200 | 94 | 8 | \$2,416,475 |
| Marion | 5 | 2,847 | 245 | 19 | \$1,939,262 |
| Martin | 4 | 16,719 | 55 | 16 | \$7,284,195 |
| Miami-Dade | 25 | 97,434 | 1,014 | 912 | \$2,416,475 |
| Monroe | 2 | 3,093 | 121 | 25 | \$2,514,373 |
| Nassau | 2 | 2,916 | 13 | 10 | \$1,709,372 |
| Okaloosa | 2 | 1,597 | 23 | 4 | \$2,284,527 |
| Okeechobee | 1 | 53 | 7 | 5 | \$68,896 |

*No volunteers were available for clinical services during FY 2024–25.

Appendix A: Volunteer Health Care Provider Program Clinics and Organizations Contributions by County (Continued)

| County | Clinics and Organizations | Health Care Services | Licensed Volunteers | Eligibility and Referral Specialists | Value of Contributions |
|--------------|---------------------------|----------------------|---------------------|--------------------------------------|------------------------|
| Orange | 15 | 30,366 | 964 | 301 | \$13,003,436 |
| Osceola | 3 | 1,895 | 63 | 14 | \$272,399 |
| Palm Beach | 15 | 60,496 | 539 | 47 | \$20,538,244 |
| Pasco | 5 | 4,836 | 70 | 35 | \$1,954,905 |
| Pinellas | 8 | 16,992 | 188 | 33 | \$15,263,944 |
| Polk | 11 | 23,098 | 519 | 204 | \$18,626,231 |
| Putnam | 2 | 864 | 30 | 20 | \$284,733 |
| St. Johns | 2 | 5,348 | 172 | 16 | \$5,709,250 |
| St. Lucie | 1 | 6,714 | 130 | 0 | \$4,861,383 |
| Santa Rosa | 2 | 1,097 | 34 | 2 | \$8,107,741 |
| Sarasota | 3 | 2,141 | 26 | 14 | \$384,984 |
| Seminole | 3 | 1,523 | 12 | 45 | \$752,946 |
| Sumter | 1 | 2,083 | 34 | 12 | \$433,224 |
| Suwannee | 2 | 299 | 52 | 52 | \$188,364 |
| Taylor* | 0 | 0 | 0 | 0 | \$0 |
| Union* | 0 | 0 | 0 | 0 | \$0 |
| Volusia | 4 | 1,741 | 106 | 99 | \$1,120,539 |
| Wakulla* | 0 | 0 | 0 | 0 | \$0 |
| Walton | 1 | 8 | 16 | 8 | \$6,775 |
| Washington* | 0 | 0 | 0 | 0 | \$0 |
| Total | 214 | 476,861 | 10,506 | 2450 | \$300,327,826 |

*No volunteers were available for clinical services during FY 2024–25.

Appendix B: Volunteer Health Care Provider Program Clinics and Organizations Contributions by County

July 1, 2024 to June 30, 2025

The following tables present detailed information by county and by clinic and organization for health care services provided, licensed volunteers participating, and the value of contributions.

Statewide Totals

| Health Care Services | Licensed Volunteers | Value of Contributions ¹ |
|----------------------|---------------------|-------------------------------------|
| 476,861 | 10,506 | \$300,327,826 |

Alachua County

| Clinics and Organizations | Health Care Services | Licensed Volunteers | Value of Contributions ¹ |
|---|----------------------|---------------------|-------------------------------------|
| FreeDOM Clinic ² | 0 | 0 | \$0 |
| Helping Hands Clinic ² | 0 | 0 | \$0 |
| Millhopper Family Dentistry PA | 100 | 19 | \$100,299 |
| Ridgeview Baptist Church (MDU) ³ | 45 | 7 | \$98,802 |
| RAHMA Mercy Clinic ² | 0 | 0 | \$0 |
| UF Equal Access Clinic Network | 2,102 | 243 | \$1,351,819 |
| We Care Network, Alachua County | 789 | 1490 | \$1,300,363 |
| Total | 3,036 | 1,759 | \$2,851,283 |

Bay County

| Clinics and Organizations | Health Care Services | Licensed Volunteers | Value of Contributions ¹ |
|---------------------------------------|----------------------|---------------------|-------------------------------------|
| Avicenna Free Clinic | 2,646 | 9 | \$511,850 |
| BayCare, Inc. | 251 | 33 | \$877,211 |
| Saint Andrew Community Medical Center | 9,726 | 41 | \$6,725,226 |
| Total | 12,623 | 83 | \$8,114,287 |

Brevard County

| Clinics and Organizations | Health Care Services | Licensed Volunteers | Value of Contributions ¹ |
|---|----------------------|---------------------|-------------------------------------|
| Brevard Health Alliance | 1,404 | 247 | \$1,821,153 |
| Brevard Hispanic Center, Inc. DBA Delacruz Volunteer Clinic | 308 | 7 | \$72,278 |
| Matthew's Hope Ministries, Inc. - Brevard | 758 | 7 | \$307,570 |
| Space Coast Volunteers in Medicine | 1,882 | 33 | \$3,599,891 |
| Total | 4,352 | 294 | \$5,800,892 |

¹ Value of Contributions includes donations and the value of volunteers' services.

² Clinic did not report their annual summary.

³ MDU = Mobile Dental Unit, Florida Baptist Convention.

Appendix B: Volunteer Health Care Provider Program Clinics and Organizations Contributions by County (Continued)

Broward County

| Clinics and Organizations | Health Care Services | Licensed Volunteers | Value of Contributions ¹ |
|--|----------------------|---------------------|-------------------------------------|
| Light of the World Clinic | 2,277 | 64 | \$1,823,427 |
| Living Water Care Center, A Ministry of Immanuel Baptist Church ² | 0 | 0 | \$0 |
| Total | 2,277 | 64 | \$1,823,427 |

Charlotte County

| Clinics and Organizations | Health Care Services | Licensed Volunteers | Value of Contributions ¹ |
|--|----------------------|---------------------|-------------------------------------|
| Englewood Community Care Clinic, Inc. | 781 | 35 | \$788,841 |
| Virginia B. Andes Volunteer Community Clinic, Inc. | 12,107 | 133 | \$5,619,193 |
| Total | 12,888 | 168 | \$6,408,034 |

Citrus County

| Clinics and Organizations | Health Care Services | Licensed Volunteers | Value of Contributions ¹ |
|--|----------------------|---------------------|-------------------------------------|
| Citrus County Family Resource Center Connections Clinic ² | 0 | 0 | \$0 |
| Doctor's Free Clinic of Citrus County | 118 | 6 | \$185,831 |
| Florida Baptist Convention, Citrus County (MDU) ³ | 46 | 9 | \$53,270 |
| Nature Coast Ministries, Inc., No Cost Dental Clinic | 234 | 7 | \$138,272 |
| We Care, Citrus County | 44 | 18 | \$15,673 |
| Total | 442 | 40 | \$393,046 |

Clay County

| Clinics and Organizations | Health Care Services | Licensed Volunteers | Value of Contributions ¹ |
|-------------------------------|----------------------|---------------------|-------------------------------------|
| Clay County Dental Care, Inc. | 199 | 14 | \$73,977 |
| The Way Free Medical Clinic | 2,649 | 8 | \$398,096 |
| Total | 2,848 | 22 | \$472,073 |

¹ Value of Contributions includes donations and the value of volunteers' services.

² Clinic did not report their annual summary.

³ MDU = Mobile Dental Unit, Florida Baptist Convention.

Appendix B: Volunteer Health Care Provider Program Clinics and Organizations Contributions by County (Continued)

Collier County

| Clinics and Organizations | Health Care Services | Licensed Volunteers | Value of Contributions ¹ |
|---|----------------------|---------------------|-------------------------------------|
| Florida Baptist Convention Iglesia Bautista Jesucristo Immokalee (MDU) ³ | 80 | 8 | \$46,320 |
| Karla A. Seibert, MD. PA | 6 | 2 | \$1,822 |
| Neighborhood Health Clinic | 12,811 | 355 | \$26,526,982 |
| Physician Led Access Network of Collier County | 2,499 | 157 | \$5,390,515 |
| Total | 15,396 | 522 | \$31,965,639 |

Columbia County

| Clinics and Organizations | Health Care Services | Licensed Volunteers | Value of Contributions ¹ |
|--|----------------------|---------------------|-------------------------------------|
| North Florida Baptist Network (MDU) ³ | 76 | 12 | \$96,154 |
| Total | 76 | 12 | \$96,154 |

Duval County

| Clinics and Organizations | Health Care Services | Licensed Volunteers | Value of Contributions ¹ |
|--|----------------------|---------------------|-------------------------------------|
| Community Health Outreach | 1,047 | 28 | \$206,914 |
| First Coast Community Development, Inc. ² | 0 | 0 | \$0 |
| I.M. Sulzbacher Health Center | 468 | 10 | \$140,899 |
| Jacksonville Myanmar Association | 440 | 144 | \$489,950 |
| Legacy Of Care Health Center, Inc. | 65 | 33 | \$53,932 |
| Mission House, Inc. | 1,286 | 27 | \$296,442 |
| Muslim American Social Services, Inc. | 5,063 | 70 | \$9,597,394 |
| Park City Baptist Church, (MDU) ³ | 40 | 52 | \$29,595 |
| Philippine Nurses Association of NE FL, Inc. Volunteer Health Clinic | 55 | 13 | \$37,991 |
| Saint Vincent's Mobile Health Outreach Ministry Mobile Dental Unit | 9,534 | 1 | \$47,600 |
| St. Luke Clinic of Jacksonville, Inc. | 64 | 6 | \$39,070 |
| The City Rescue Mission Dental Clinic | 189 | 104 | \$78,379 |
| The City Rescue Mission, Inc. | 450 | 3 | \$89,578 |
| Vision Is Priceless Council, Inc. | 5,028 | 60 | \$727,862 |
| We Care Jacksonville, Inc. | 6057 | 462 | \$17,825,061 |
| Total | 29,786 | 1,013 | \$29,660,667 |

¹ Value of Contributions includes donations and the value of volunteers' services.

² Clinic did not report their annual summary.

³ MDU = Mobile Dental Unit, Florida Baptist Convention.

Appendix B: Volunteer Health Care Provider Program Clinics and Organizations Contributions by County (Continued)

Escambia County

| Clinics and Organizations | Health Care Services | Licensed Volunteers | Value of Contributions ¹ |
|--|----------------------|---------------------|-------------------------------------|
| Escambia County Medical Society Foundation We Care | 69 | 60 | \$16,197 |
| Health & Hope Clinic | 15,596 | 149 | \$4,320,870 |
| Saint Joseph Medical Screening Clinic | 2,427 | 33 | \$898,919 |
| Total | 18,092 | 242 | \$5,235,986 |

Flagler County

| Clinics and Organizations | Health Care Services | Licensed Volunteers | Value of Contributions ¹ |
|----------------------------------|----------------------|---------------------|-------------------------------------|
| Flagler County Free Clinic, Inc. | 3,443 | 37 | \$2,105,239 |
| Total | 3,443 | 37 | \$2,105,239 |

Glades County

| Clinics and Organizations | Health Care Services | Licensed Volunteers | Value of Contributions ¹ |
|---|----------------------|---------------------|-------------------------------------|
| United Way of Lee, Hendry, & Glades (Glades Branch Clinic) ² | 0 | 0 | \$0 |
| Total | 0 | 0 | \$0 |

Hendry County

| Clinics and Organizations | Health Care Services | Licensed Volunteers | Value of Contributions ¹ |
|---|----------------------|---------------------|-------------------------------------|
| United Way of Lee, Hendry, & Glades (Hendry Regional Medical Center) ² | 0 | 0 | \$0 |
| Total | 0 | 0 | \$0 |

Hernando County

| Clinics and Organizations | Health Care Services | Licensed Volunteers | Value of Contributions ¹ |
|---|----------------------|---------------------|-------------------------------------|
| Crescent of Hernando, Inc., Crescent Community Clinic | 569 | 19 | \$199,027 |
| People Helping People in Hernando County, Inc. | 285 | 7 | \$48,675 |
| Total | 854 | 26 | \$247,702 |

Highlands County

| Clinics and Organizations | Health Care Services | Licensed Volunteers | Value of Contributions ¹ |
|-------------------------------|----------------------|---------------------|-------------------------------------|
| Samaritan's Touch Care Center | 1,383 | 36 | \$962,634 |
| Total | 1,383 | 36 | \$962,634 |

¹ Value of Contributions includes donations and the value of volunteers' services.

² Clinic reported their annual clinic summary to United Way of Lee County, Inc., in Lee County.

Appendix B: Volunteer Health Care Provider Program Clinics and Organizations Contributions by County (Continued)

Hillsborough County

| Clinics and Organizations | Health Care Services | Licensed Volunteers | Value of Contributions ¹ |
|--|----------------------|---------------------|-------------------------------------|
| Benv Health | 36 | 1 | \$10,252 |
| Beth-El Farmworker Ministry, Inc. | 29 | 18 | \$7,451 |
| BRIDGE Healthcare Clinic | 837 | 118 | \$1,033,676 |
| Calvary Community Clinic, Inc. ² | 0 | 0 | \$0 |
| Catholic Charities Free Clinics, Diocese of St. Petersburg, Inc. / La Esperanza ² | 0 | 0 | \$0 |
| Florida Baptist Convention, Hillsborough County (MDU) ³ | 46 | 9 | \$53,339 |
| Gulf Coast Dental Outreach Clinic | 324 | 17 | \$394,040 |
| Judeo Christian Health Clinic, Inc. | 34,363 | 192 | \$13,367,751 |
| LA ESPERANZA CLINIC | 850 | 48 | \$123,479 |
| Mission Tampa, Inc. / Mission Smiles | 622 | 87 | \$75,568 |
| Pioneer Medical Group Clinic ² | 0 | 0 | \$0 |
| Red Crescent Clinic of Tampa Bay | 3,016 | 30 | \$950,486 |
| San Jose Mission | 2,562 | 36 | \$340,107 |
| St. George Clinic, Inc. | 738 | 48 | \$646,443 |
| Tampa Bay Street Medicine Clinic | 841 | 44 | \$225,988 |
| Total | 44,264 | 648 | \$17,228,580 |

Holmes County

| Clinics and Organizations | Health Care Services | Licensed Volunteers | Value of Contributions ¹ |
|--|----------------------|---------------------|-------------------------------------|
| First Baptist Church Bonifay, Holmes Co Community Clinic | 77 | 77 | \$54,792 |
| Total | 77 | 77 | \$54,792 |

Indian River County

| Clinics and Organizations | Health Care Services | Licensed Volunteers | Value of Contributions ¹ |
|------------------------------------|----------------------|---------------------|-------------------------------------|
| We Care Foundation of Indian River | 391 | 48 | \$297,651 |
| Total | 391 | 48 | \$297,651 |

¹ Value of Contributions includes donations and the value of volunteers' services.

² Clinic did not report their annual summary.

³ MDU = Mobile Dental Unit, Florida Baptist Convention.

Appendix B: Volunteer Health Care Provider Program Clinics and Organizations Contributions by County (Continued)

Jackson County

| Clinics and Organizations | Health Care Services | Licensed Volunteers | Value of Contributions ¹ |
|---------------------------|----------------------|---------------------|-------------------------------------|
| Faith Health Clinic, Inc. | 104 | 3 | \$63,591 |
| Total | 104 | 3 | \$63,591 |

Jefferson County

| Clinics and Organizations | Health Care Services | Licensed Volunteers | Value of Contributions ¹ |
|---|----------------------|---------------------|-------------------------------------|
| Shepherd's Hands of The Suwannee Valley, Inc., Madison ² | 0 | 0 | \$0 |
| Total | 0 | 0 | \$0 |

Lake County

| Clinics and Organizations | Health Care Services | Licensed Volunteers | Value of Contributions ¹ |
|---|----------------------|---------------------|-------------------------------------|
| AdventHealth Waterman Community Primary Health Clinic | 1,474 | 11 | \$2,488,348 |
| Community Medical Care Center, Inc. | 18,247 | 33 | \$599,820 |
| Heritage Community Church, Fruitland Park (MDU) ³ | 151 | 22 | \$93,947 |
| Lazarus Free Dental Clinic, Catholic Charities of Central Florida ⁴ | 0 | 0 | \$0 |
| Saint Luke's Free Medical and Dental Clinic-Catholic Charities of Central Florida | 929 | 23 | \$121,211 |
| We Care of Lake County | 191 | 37 | \$1,633,948 |
| Total | 20,992 | 126 | \$4,937,274 |

Lee County

| Clinics and Organizations | Health Care Services | Licensed Volunteers | Value of Contributions ¹ |
|---|----------------------|---------------------|-------------------------------------|
| Christian Medical Ministries dba S.W. Florida Pain Clinic | 2,287 | 10 | \$299,427 |
| Epilepsy Services of SW Florida, Fort Myers | 398 | 5 | \$50,794 |
| Florida Lions Eye Clinic | 2,991 | 15 | \$3,475,773 |
| Premier Mobile Health Services | 1,528 | 4 | \$918,128 |
| Project Dentists Care of SW Florida | 1,132 | 21 | \$646,000 |
| United Way of Lee County, Inc., We Care | 2,136 | 311 | \$8,756,553 |
| Total | 10,472 | 366 | \$14,146,675 |

¹ Value of Contributions includes donations and the value of volunteers' services.

² Clinic reported their annual summary to Shepherd's Hands of The Suwannee Valley, Inc., Suwannee County.

³ MDU = Mobile Dental Unit, Florida Baptist Convention.

⁴ Clinic did not report their annual summary.

Appendix B: Volunteer Health Care Provider Program Clinics and Organizations Contributions by County (Continued)

Leon County

| Clinics and Organizations | Health Care Services | Licensed Volunteers | Value of Contributions ¹ |
|---|----------------------|---------------------|-------------------------------------|
| Capital Medical Society Foundation, Inc., We Care Network | 2,512 | 340 | \$6,076,255 |
| Neighborhood Medical Center | 18 | 12 | \$4,167 |
| Total | 2,530 | 352 | \$6,080,422 |

Levy County

| Clinics and Organizations | Health Care Services | Licensed Volunteers | Value of Contributions ¹ |
|--|----------------------|---------------------|-------------------------------------|
| First Baptist Church, Chiefland (MDU) ² | 58 | 20 | \$75,468 |
| Total | 58 | 20 | \$75,468 |

Madison County

| Clinics and Organizations | Health Care Services | Licensed Volunteers | Value of Contributions ¹ |
|--|----------------------|---------------------|-------------------------------------|
| Middle Florida Baptist Association (MDU) ² | 117 | 21 | \$79,177 |
| Shepherd's Hands of The Suwannee Valley, Inc., Madison ³ | 0 | 0 | \$0 |
| Shepherd's Hands of The Suwannee Valley, Inc., Greenville ³ | 0 | 0 | \$0 |
| Total | 117 | 21 | \$79,177 |

Manatee County

| Clinics and Organizations | Health Care Services | Licensed Volunteers | Value of Contributions ¹ |
|---|----------------------|---------------------|-------------------------------------|
| Bethel Baptist Church of Bradenton Florida, Inc. ⁴ | 0 | 2 | \$779 |
| Community Coalition on Homelessness | 5,144 | 27 | \$1,632,637 |
| Epilepsy Services of Southwest Florida | 291 | 4 | \$38,587 |
| We Care Manatee, Inc. | 765 | 61 | \$744,472 |
| Total | 6200 | 94 | \$2,416,475 |

Marion County

| Clinics and Organizations | Health Care Services | Licensed Volunteers | Value of Contributions ¹ |
|---|----------------------|---------------------|-------------------------------------|
| FreeD.O.M Clinic USA | 2,493 | 210 | \$1,898,233 |
| Hope Clinic, Inc. ⁵ | 0 | 0 | \$0 |
| La Guadalupana Clinic, Ocala | 354 | 35 | \$41,029 |
| Marion County, We Care, Inc. ⁵ | 0 | 0 | \$0 |
| Project Dentists Care of Marion County ⁵ | 0 | 0 | \$0 |
| Total | 2,847 | 245 | \$1,939,262 |

¹ Value of Contributions includes donations and the value of volunteers' services.

² MDU = Mobile Dental Unit, Florida Baptist Convention.

³ Clinic reported their annual summary to Shepherd's Hands of The Suwannee Valley, Inc., Suwannee County.

⁴ Clinic did not track the number of health care services.

⁵ Clinic did not report their annual summary.

Appendix B: Volunteer Health Care Provider Program Clinics and Organizations Contributions by County (Continued)

Martin County

| Clinics and Organizations | Health Care Services | Licensed Volunteers | Value of Contributions ¹ |
|--|----------------------|---------------------|-------------------------------------|
| Christian Community Care Center, Inc. | 465 | 8 | \$140,040 |
| Florida Baptist Convention Covenant Fellowship Baptist Church (MDU) ² | 54 | 6 | \$50,434 |
| Light of the World Charities, Inc. Little Lights Dentistry | 4,346 | 3 | \$621,107 |
| Volunteers in Medicine Clinic | 11,854 | 38 | \$6,472,614 |
| Total | 16,719 | 55 | \$7,284,195 |

Miami-Dade County

| Clinics and Organizations | Health Care Services | Licensed Volunteers | Value of Contributions ¹ |
|--|----------------------|---------------------|-------------------------------------|
| Baptist Health South Florida | 14,017 | 121 | \$11,700,000 |
| Brownsville Medical Center | 970 | 7 | \$570,768 |
| Caring for Miami | 3,972 | 73 | \$694,865 |
| Center for Haitian Studies | 1,684 | 4 | \$472,724 |
| Community Smiles | 15,592 | 40 | \$2,425,852 |
| Dade County Street Response | 2,000 | 22 | \$1,835,294 |
| Doral Pro Health | 920 | 41 | \$76,414 |
| Florida Baptist Convention, Miami Dade County (MDU) ² | 85 | 11 | \$80,694 |
| Good News Care Center | 17014 | 175 | \$12,866,307 |
| Good Samaritan Community Health | 1,026 | 3 | \$544,297 |
| iHelp, Inc. | 540 | 4 | \$175,817 |
| League Against Cancer | 803 | 13 | \$5,974,352 |
| Miami Rescue Mission Clinic | 5,348 | 20 | \$425,638 |
| Ministerio Evangelistico Juana Agulla | 28 | 2 | \$68,377 |
| North Miami Beach Medical Mobil Center | 912 | 8 | \$913,577 |
| Open Door Health Center | 17,340 | 182 | \$3,912,771 |
| Robert Morgan Dental Clinic | 414 | 21 | \$116,473 |
| South Miami Children's Clinic | 23 | 2 | \$6,507 |
| St. John Bosco Clinic | 4,265 | 27 | \$1,354,963 |
| Universal Heritage Institute Clinic | 3,391 | 85 | \$2,342,734 |
| Universal Medical Clinic | 6,357 | 35 | \$4,540,778 |
| University of Miami Clinic at Miami Rescue Mission Clinic | 88 | 12 | \$54,932 |
| University of Miami IDEA Exchange Wound Care Clinic | 273 | 44 | \$134,977 |
| University Of Miami Night Clinic at Center for Haitian Studies | 149 | 18 | \$89,669 |
| University of Miami, St. John Bosco Tuesday Night Clinic | 223 | 44 | \$122,155 |
| Total | 97,434 | 1,014 | \$51,500,935 |

¹ Value of Contributions includes donations and the value of volunteers' services.

² MDU = Mobile Dental Unit, Florida Baptist Convention.

Appendix B: Volunteer Health Care Provider Program Clinics and Organizations Contributions by County (Continued)

Monroe County

| Clinics and Organizations | Health Care Services | Licensed Volunteers | Value of Contributions ¹ |
|--|----------------------|---------------------|-------------------------------------|
| Florida Baptist Convention, Monroe County (MDU) ² | 203 | 21 | \$114,251 |
| Good Health Clinic | 2,890 | 100 | \$2,400,122 |
| Total | 3,093 | 121 | \$2,514,373 |

Nassau County

| Clinics and Organizations | Health Care Services | Licensed Volunteers | Value of Contributions ¹ |
|--|----------------------|---------------------|-------------------------------------|
| Barnabas Center, Inc., Medical and Dental | 25 | 7 | \$17,237 |
| Northeast Florida Baptist Association (MDU) ² | 2,891 | 6 | \$1,692,135 |
| Total | 2,916 | 13 | \$1,709,372 |

Okaloosa County

| Clinics and Organizations | Health Care Services | Licensed Volunteers | Value of Contributions ¹ |
|--|----------------------|---------------------|-------------------------------------|
| Crossroads Center, Inc. | 1,597 | 23 | \$2,284,527 |
| Hope Medical Clinic, Inc. ³ | 0 | 0 | \$0 |
| Total | 1,597 | 23 | \$2,284,527 |

Okeechobee County

| Clinics and Organizations | Health Care Services | Licensed Volunteers | Value of Contributions ¹ |
|--------------------------------|----------------------|---------------------|-------------------------------------|
| Open Hands Health Center, Inc. | 53 | 7 | \$68,896 |
| Total | 53 | 7 | \$68,896 |

¹ Value of Contributions includes donations and the value of volunteers' services.

² MDU = Mobile Dental Unit, Florida Baptist Convention.

³ Clinic did not report their annual summary.

Appendix B: Volunteer Health Care Provider Program Clinics and Organizations Contributions by County (Continued)

Orange County

| Clinics and Organizations | Health Care Services | Licensed Volunteers | Value of Contributions ¹ |
|--|----------------------|---------------------|-------------------------------------|
| Adventist University of Health Sciences, Hope Clinic | 4,926 | 8 | \$1,140,679 |
| Alma Health Ministries, Inc. ² | 0 | 0 | \$0 |
| Community Care Clinic Florida Hospital ² | 0 | 0 | \$0 |
| Community Medicine Clinic at Florida Hospital | 2,061 | 1 | \$144,880 |
| Dental Care Access Foundation | 250 | 24 | \$358,579 |
| Epilepsy Foundation of Central Florida ² | 0 | 0 | \$0 |
| Five Pillars Free Clinic, Inc. ² | 0 | 0 | \$0 |
| Grace Medical Home | 16,099 | 175 | \$9,840,050 |
| Islamic Society of Central Florida open not reporting this year ² | 0 | 0 | \$0 |
| Latino Leadership, Inc. ² | 0 | 0 | \$0 |
| Matthew's Hope Ministries, Inc. ² | 0 | 0 | \$0 |
| Saint Luke's Coptic Medical Center | 243 | 11 | \$39,000 |
| Shepherd's Hope, Inc. | 5,587 | 655 | \$397,748 |
| Special Care of Central Florida, Inc. | 1,200 | 90 | \$1,082,500 |
| The Mental Health Association of Central Florida ² | 0 | 0 | \$0 |
| Total | 30,366 | 964 | \$13,003,436 |

Osceola County

| Clinics and Organizations | Health Care Services | Licensed Volunteers | Value of Contributions ¹ |
|---------------------------------------|----------------------|---------------------|-------------------------------------|
| Catholic Charities St. Thomas Aquinas | 576 | 33 | \$93,624 |
| Making A Difference ² | 0 | 0 | \$0 |
| Osceola County Council on Aging | 1,319 | 30 | \$178,775 |
| Total | 1,895 | 63 | \$272,399 |

¹ Value of Contributions includes donations and the value of volunteers' services.

² Clinic did not report their annual summary.

Appendix B: Volunteer Health Care Provider Program Clinics and Organizations Contributions by County (Continued)

Palm Beach County

| Clinics and Organizations | Health Care Services | Licensed Volunteers | Value of Contributions ¹ |
|--|----------------------|---------------------|-------------------------------------|
| Caridad Health Center, Medical & Dental | 39,052 | 211 | \$17,527,533 |
| Community Health Center, Medical & Vision | 5,341 | 24 | \$1,469,990 |
| Empower Healthcare ² | 0 | 0 | \$0 |
| Global Healthy Living Foundation (Whelton Virshup Creaky Joints Arthritis Clinic) ² | 0 | 0 | \$0 |
| Healing Health Care Center, Inc. | 794 | 3 | \$179,318 |
| Mission Clinic of Palm Springs ² | 0 | 0 | \$0 |
| Mission Medical Clinic, Medical & Dental | 13,306 | 0 | \$0 |
| MyClinic Jupiter | 1,006 | 2 | \$218,087 |
| Project Access | 432 | 147 | \$960,014 |
| Save A Molar ² | 0 | 0 | \$0 |
| Shenandoah Medical Care Center | 20 | 4 | \$35,876 |
| St. Mary's Medical Center, Inc. ² | 0 | 0 | \$0 |
| T. Leroy Jefferson Medical Society | 214 | 129 | \$56,899 |
| We Care Clinic, Inc. | 7 | 5 | \$9,527 |
| Whelton Virshup Creaky Joints Arthritis Clinic | 324 | 14 | \$81,000 |
| Total | 60,496 | 539 | \$20,538,244 |

Pasco County

| Clinics and Organizations | Health Care Services | Licensed Volunteers | Value of Contributions ¹ |
|--|----------------------|---------------------|-------------------------------------|
| CARES Senior Health Clinic | 1,100 | 18 | \$861,350 |
| Good Samaritan Health Clinic of Pasco County | 2,174 | 36 | \$692,628 |
| Sertoma Speech & Hearing Foundation of Florida, Inc. | 358 | 2 | \$126,910 |
| St. Andre Clinic (Catholic Charities) | 1,164 | 6 | \$263,355 |
| ST. Verena Clinic, Inc. | 40 | 8 | \$10,662 |
| Total | 4,836 | 70 | \$1,954,905 |

Pinellas County

| Clinics and Organizations | Health Care Services | Licensed Volunteers | Value of Contributions ¹ |
|---|----------------------|---------------------|-------------------------------------|
| Clearwater Free Clinic | 8,254 | 81 | \$11,876,962 |
| Community Dental Clinic | 3,382 | 22 | \$2,444,874 |
| Homeless Empowerment Program - HEP Dental Clinic | 2,447 | 20 | \$246,758 |
| ICARE ST PETE | 45 | 4 | \$45,203 |
| La Clinica Guadalupeana ² | 0 | 0 | \$0 |
| St. Mina Coptic Medical Center, Inc. ² | 0 | 0 | \$0 |
| St. Petersburg Free Clinic | 2610 | 57 | \$597,868 |
| Willa Carson Health Resource Center | 254 | 4 | \$52,279 |
| Total | 16,992 | 188 | \$15,263,944 |

¹ Value of Contributions includes donations and the value of volunteers' services.

² Clinic did not report their annual summary.

Appendix B: Volunteer Health Care Provider Program Clinics and Organizations Contributions by County (Continued)

Polk County

| Clinics and Organizations | Health Care Services | Licensed Volunteers | Value of Contributions ¹ |
|---|----------------------|---------------------|-------------------------------------|
| Angels Care Center of Eloise | 985 | 18 | \$214,989 |
| Gospel, Inc. ² | 0 | 2 | \$213,606 |
| Lake Wales Care Center | 320 | 12 | \$125,123 |
| Lakeland Volunteers in Medicine | 15,118 | 55 | \$13,132,386 |
| Mid-Town Dental Clinic / Free Dental Day | 80 | 14 | \$85,977 |
| Parkview Outreach Community Center, Inc. | 1,085 | 222 | \$670,776 |
| Polk County, Health Care Dental Clinic at Traviss Center | 242 | 30 | \$213,187 |
| Project Dentists Care, Give Kids A Smile ³ | 0 | 0 | \$0 |
| Talbot House Ministries of Lakeland, Inc. DBA Good Samaritan Clinic | 1,559 | 7 | \$688,567 |
| The Haley Center, Inc. | 1,092 | 52 | \$1,862,404 |
| We Care of Central Florida, Inc. | 2,617 | 107 | \$1,419,216 |
| Total | 23,098 | 519 | \$18,626,231 |

Putnam County

| Clinics and Organizations | Health Care Services | Licensed Volunteers | Value of Contributions ¹ |
|---|----------------------|---------------------|-------------------------------------|
| First Baptist Church Interlachen (MDU) ⁴ | 64 | 17 | \$52,904 |
| Putnam County Medical Mission | 800 | 13 | \$231,829 |
| Total | 864 | 30 | \$284,733 |

Saint Johns County

| Clinics and Organizations | Health Care Services | Licensed Volunteers | Value of Contributions ¹ |
|---------------------------|----------------------|---------------------|-------------------------------------|
| Emmanuel Project | 1,052 | 14 | \$670,963 |
| Wildflower Healthcare | 4,296 | 158 | \$5,038,287 |
| Total | 5,348 | 172 | \$5,709,250 |

Saint Lucie County

| Clinics and Organizations | Health Care Services | Licensed Volunteers | Value of Contributions ¹ |
|--|----------------------|---------------------|-------------------------------------|
| Saint Lucie County Health Access Network, Inc. | 6,714 | 130 | \$4,861,383 |
| Total | 6,714 | 130 | \$4,861,383 |

¹ Value of Contributions includes donations and the value of volunteers' services.

² Clinic did not track the number of health care services.

³ Clinic did not report their annual summary.

⁴ MDU = Mobile Dental Unit, Florida Baptist Convention.

Appendix B: Volunteer Health Care Provider Program Clinics and Organizations Contributions by County (Continued)

Santa Rosa County

| Clinics and Organizations | Health Care Services | Licensed Volunteers | Value of Contributions ¹ |
|--|----------------------|---------------------|-------------------------------------|
| Good Samaritan Clinic South Santa Rosa Interfaith Ministries | 1,044 | 32 | \$8,084,410 |
| Santa Rosa, We Care | 53 | 2 | \$23,331 |
| Total | 1,097 | 34 | \$8,107,741 |

Sarasota County

| Clinics and Organizations | Health Care Services | Licensed Volunteers | Value of Contributions ¹ |
|---|----------------------|---------------------|-------------------------------------|
| Epilepsy Foundation of Southwest Florida | 291 | 4 | \$38,587 |
| Good Samaritan Pharmacy & Health Services, Inc. | 1,799 | 21 | \$331,873 |
| Resurrection House, Inc. | 51 | 1 | \$14,524 |
| Total | 2,141 | 26 | \$384,984 |

Seminole County

| Clinics and Organizations | Health Care Services | Licensed Volunteers | Value of Contributions ¹ |
|--|----------------------|---------------------|-------------------------------------|
| American Muslim Social Services, Inc. ² | 0 | 0 | \$0 |
| Shepherd's Hope, Inc., Longwood ³ | 0 | 0 | \$0 |
| United Medical & Social Services, Inc. | 1,523 | 12 | \$752,946 |
| Total | 1,523 | 12 | \$752,946 |

Sumter County

| Clinics and Organizations | Health Care Services | Licensed Volunteers | Value of Contributions ¹ |
|--|----------------------|---------------------|-------------------------------------|
| Lazarus Free Medical Clinic, Catholic Charities of Central Florida | 2,083 | 34 | \$433,224 |
| Total | 2,083 | 34 | \$433,224 |

Suwannee County

| Clinics and Organizations | Health Care Services | Licensed Volunteers | Value of Contributions ¹ |
|---|----------------------|---------------------|-------------------------------------|
| Suwannee Baptist Association (MDU) ⁴ | 164 | 28 | \$167,251 |
| Shepherd's Hands of The Suwannee Valley, Inc. | 135 | 24 | \$21,113 |
| Total | 299 | 52 | \$188,364 |

¹ Value of Contributions includes donations and the value of volunteers' services.

² Clinic did not report their annual summary.

³ Clinic reported their annual summary to Shepherd's Hope, Orange County.

⁴ MDU = Mobile Dental Unit, Florida Baptist Convention.

Appendix B: Volunteer Health Care Provider Program Clinics and Organizations Contributions by County (Continued)

Volusia County

| Clinics and Organizations | Health Care Services | Licensed Volunteers | Value of Contributions ¹ |
|--|----------------------|---------------------|-------------------------------------|
| Bella Vista Baptist Church (MDU) ² | 85 | 11 | \$103,551 |
| Good Samaritan Clinic of West Volusia, Medical & Dental Clinic | 781 | 31 | \$430,898 |
| Jesus Clinic | 748 | 45 | \$508,030 |
| Volusia Volunteers in Medicine Clinic | 127 | 19 | \$78,060 |
| Total | 1,741 | 106 | \$1,120,539 |

Walton County

| Clinics and Organizations | Health Care Services | Licensed Volunteers | Value of Contributions ¹ |
|---------------------------|----------------------|---------------------|-------------------------------------|
| Walton County We Care | 8 | 16 | \$6,775 |
| Total | 8 | 16 | \$6,775 |

¹ Value of Contributions includes donations and the value of volunteers' services.

² MDU = Mobile Dental Unit, Florida Baptist Convention.

Appendix C: Summary of Clinics and Organizations that Closed

The following table identifies clinics that previously participated in the program but closed during FY 2024–25 and did not provide any volunteer services.

| County | Clinics and Organizations |
|--------------|--|
| Hillsborough | Emmanuel Free Community Clinic |
| Hillsborough | Gulf Coast Dental Outreach Clinic |
| Hillsborough | One Community Now, Inc. |
| Hillsborough | Outreach Clinic, Inc. |
| Hillsborough | Peace on Earth Foundation, Inc, Free Clinic of Tampa |
| Miami | New Life Baptist Church of Carol City |
| Miami | University Of Miami-Physical Therapy Clinic |
| Miami | Wecare Telehealth, Inc. |

Appendix D: Financial Liability Report



CHIEF FINANCIAL OFFICER
STATE OF FLORIDA

April 1, 2025

Christopher P. Gainous, Sr.
Supervisor, Volunteer Health Services
Department of Health
Health Resources and Access Section
4052 Balk Cypress Way, BIN #BC15
Tallahassee, Florida 32399-1706

RE: Volunteer Healthcare Provider Program

Dear Mr. Gainous Sr.:

Pursuant to s.766.1115(7), F.S., this is to report that zero claims have been filed with the Division of Risk Management, in the past twelve months, against the Volunteer Healthcare Provider Program.

If you have any questions, please call to discuss.

Sincerely,

A handwritten signature in black ink, appearing to read "Kelly A. Hagenbeck", with a long horizontal line extending to the right.

Kelly A. Hagenbeck

Florida Department of Financial Services
Kelly A. Hagenbeck • Bureau Chief of State Liability and Property Claims
Division of Risk Management • Bureau of State Liability and Property Claims
200 E. Gaines St. • Tallahassee, FL 32399-0336 • Tel. 850-413-4850
Email • kelly.hagenbeck@myfloridacfo.com
Equal Opportunity Employer