

Volunteer Health Care Provider Program

Fiscal Year 2023–24 Annual Report

DECEMBER 2024

Ron DeSantis
Governor

Joseph A. Ladapo, MD, PhD
State Surgeon General

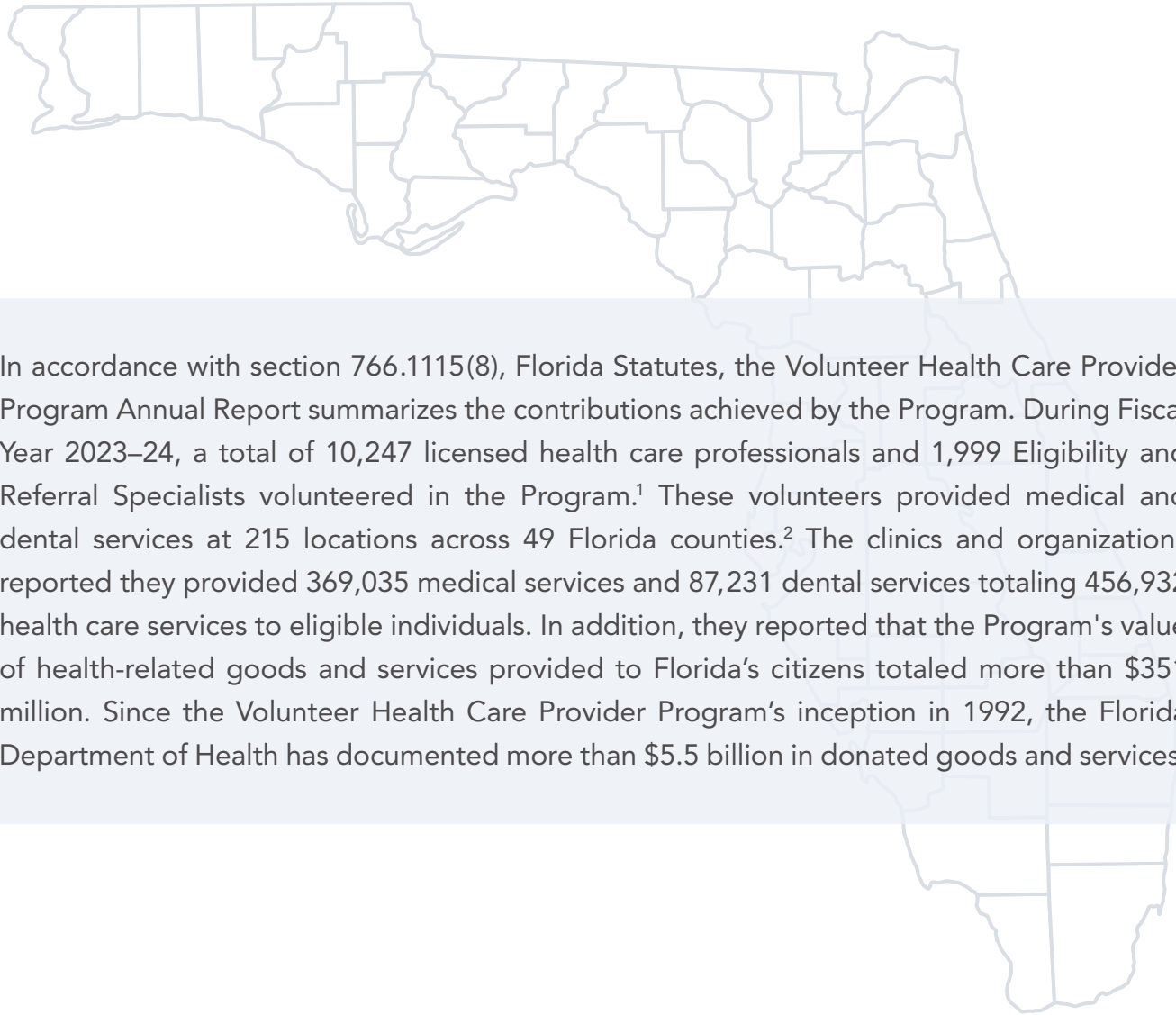
Florida
HEALTH

[Page intentionally left blank.]

Table of Contents

Executive Summary	4
Background	5
Section 1: Community and Faith-Based Clinics and Organizations	6
Section 2: Licensed Health Care Professionals	8
Section 3: Value of Donated Goods and Services	9
Appendix A: Volunteer Health Care Provider Program Clinics and Organizations Contributions by County	10
Appendix B: Volunteer Health Care Provider Program Clinics and Organizations Contributions by County	13
Appendix C: Summary of Clinics and Organizations that Closed	28
Appendix D: Financial Liability Report	29

Executive Summary



In accordance with section 766.1115(8), Florida Statutes, the Volunteer Health Care Provider Program Annual Report summarizes the contributions achieved by the Program. During Fiscal Year 2023–24, a total of 10,247 licensed health care professionals and 1,999 Eligibility and Referral Specialists volunteered in the Program.¹ These volunteers provided medical and dental services at 215 locations across 49 Florida counties.² The clinics and organizations reported they provided 369,035 medical services and 87,231 dental services totaling 456,932 health care services to eligible individuals. In addition, they reported that the Program's value of health-related goods and services provided to Florida's citizens totaled more than \$351 million. Since the Volunteer Health Care Provider Program's inception in 1992, the Florida Department of Health has documented more than \$5.5 billion in donated goods and services.

¹ Of the 10,247 licensed health care professionals, 1,027 provided services to more than one clinic or organization.

² The 215 clinics and organizations in the Program all have licensed health care professionals on contract with the Department and 137 of these clinics and organizations also established a contract with the Department.

Background

Created by the Access to Health Care Act in 1992, the Volunteer Health Care Provider Program (Program) improves access to health care for uninsured and underserved low-income residents. To encourage practitioners to volunteer, the state ensures that sovereign immunity protects them from lawsuits when providing free medical and dental services to underserved populations.³ These professionals provide volunteer services primarily in community and faith-based medical clinics that serve uninsured and underserved individuals. The Program also trains non-licensed volunteers to determine eligibility and refer individuals to providers for primary or specialty care. (All data presented within this report is for Fiscal Year (FY) 2023–24.)

To be eligible for medical and dental services through the Program, individuals must meet one of two financial criteria:

- ✓ They do not have health insurance that covers the treatment being sought and have a gross family income that is less than 200% (FY 23–24) of the federal poverty level (FPL).
- ✓ They meet Medicaid-eligibility under Florida law and meet the Program's income eligibility criteria (less than 200% FPL). Medicaid clients are eligible to receive services through a free clinic when there is no Medicaid provider available in the area.

About the Program

The Program is administered by a supervisor in the State Health Office and nine regional coordinators across the state. In FY 23–24, expenditures to administer the Program totaled \$570,058.56. Regional coordinators prepare and manage Florida Department of Health (Department) contracts with volunteer health care professionals that include sovereign immunity provisions. County health department health officers, on behalf of the Department, sign Program contracts with licensed health care professionals who are volunteering to provide services.

Regional coordinators also ensure compliance with sovereign immunity requirements, conduct quality assurance monitoring of patient's medical records at the clinics and organizations where clients receive services and train non-licensed volunteers in eligibility determination and referral procedures.

Detailed information regarding participating clinics and organizations, services provided, and the value of services are contained in Appendices A through C.

Appendix A summarizes the number of participating clinics and organizations providing services and the total contributions by county.

Appendix B summarizes the number of reported volunteers and health care service counts and the value of contributions by individual clinics for each county.

Appendix C lists the clinics that closed during FY 23–24. These clinics will not appear in the next annual report.

In addition, section 766.1115(7), Florida Statutes, requires that the Program's annual report include a list of claims filed against the Program as compiled by the Florida Department of Financial Services, Division of Risk Management. Appendix D documents that no claims have been filed against the Program in the preceding 12 months. As previously reported, no claims have been reported since March 2012.


³ For additional information on sovereign immunity, see section 766.1115(2), Florida Statutes.

Dental Services

Dental care is an important service provided through this Program. In fact, 71 of the 198 clinics also offer dental services. These clinics reported 85,885 dental services as part of the 456,932 total services provided.

The Florida Baptist Convention Mobile Dental Unit (MDU) is a faith-based organization providing free dental services to patients through the MDU. They reported 17 dental service visits in 14 counties and provided 1,346 dental services. The combined total of dental services was 87,231. Exhibit 1.2 shows counties with Florida Baptist Convention MDU Visits.

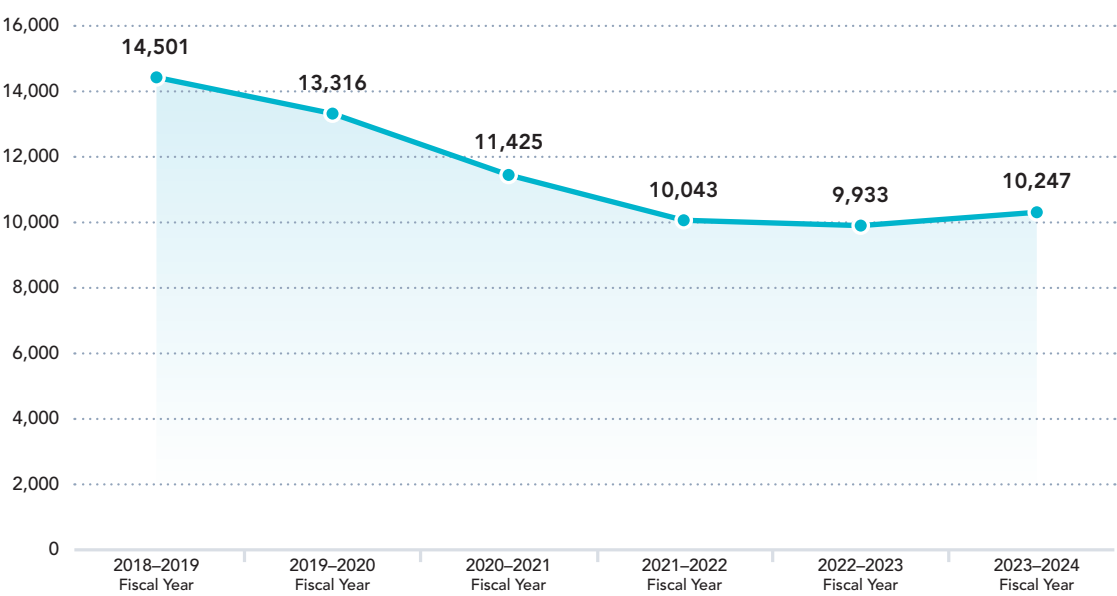
Exhibit 1.2
Count of Florida Baptist
Convention, Mobile
Dental Unit Visits by
County (N=17)



Section 2: Licensed Health Care Professionals

The Department contracts with licensed health care professionals who volunteer to provide medical and dental services through the Program. During FY 23–24, the participating 10,247 licensed health care professionals provided 456,932 health care services to eligible individuals. As shown in Exhibit 2.1, the number of licensed health care professionals providing volunteer services has decreased by 29.31% (N=4,254) since FY 18–19.

Exhibit 2.1
Licensed Health Care Professionals FY 18–19 through FY 23–24



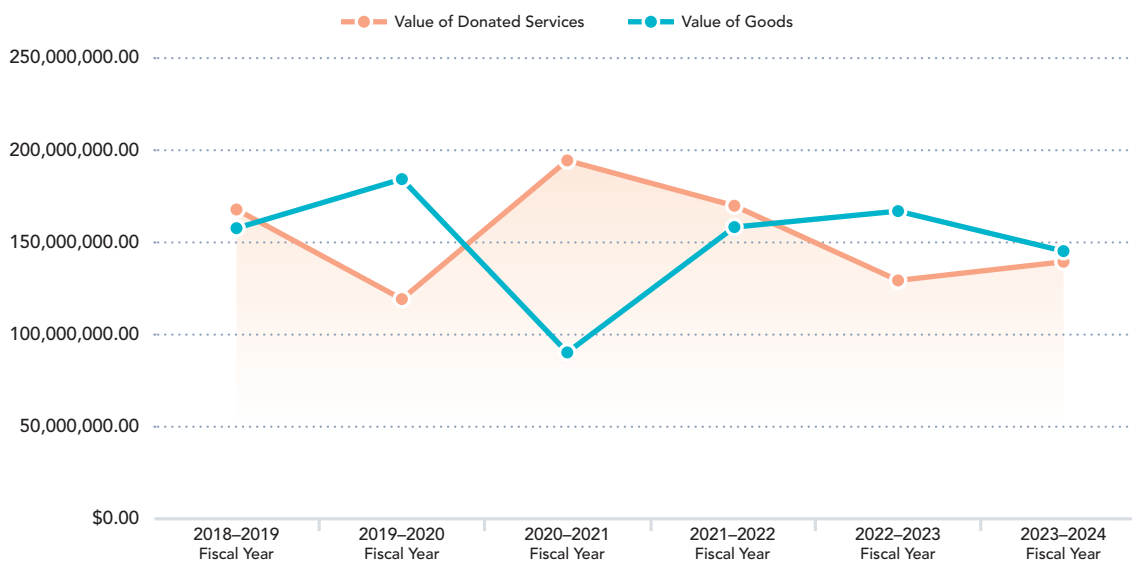
Source: Annual self-reporting requirements for clinics and organizations participating in the Program.

In addition to the health care professionals who support the Program, a total of 1,999 Eligibility and Referral Specialists volunteered to screen clients for eligibility determination and refer patients for primary and specialty care during FY 23–24.

Section 3: Value of Donated Goods and Services

The value of health care services is self-reported by participating clinics and organizations. During FY 23–24, clinics and organizations reported a total of 2,507,117 donated hours valued at approximately \$205 million. In addition, 137 of the total 215 clinics and organizations reported receiving supplies, equipment, and monetary donations valued at approximately \$146 million. The combined value of volunteered services and donations totaled more than \$351 million during FY 23–24. Since the Program’s inception in 1992, participating clinics have reported more than \$5.5 billion in donated goods and services.

Exhibit 3.1
Total Value of Donated Goods and Services for FY 18–19 through FY 23–24



Source: Annual self-reporting requirements for clinics and organizations participating in the Program.

Appendix A: Volunteer Health Care Provider Program Clinics and Organizations Contributions by County

July 1, 2023 to June 30, 2024

The following table presents aggregate information by county for the number of participating clinics and organizations, health care services provided, licensed volunteers, Eligibility and Referral Specialists and the value of contributions.

County	Clinics and Organizations	Health Care Services	Licensed Volunteers	Eligibility and Referral Specialists	Value of Contributions
Alachua	7	3,558	1,396	51	\$4,644,965
Baker*	0	0	0	0	\$0
Bay	3	12,883	65	18	\$2,418,461
Bradford*	0	0	0	0	\$0
Brevard	4	3,483	166	34	\$4,320,516
Broward	3	2,958	57	10	\$2,156,769
Calhoun*	0	0	0	0	\$0
Charlotte	2	11,114	153	20	\$8,668,812
Citrus	4	469	34	5	\$567,826
Clay	2	2,313	16	10	\$1,583,288
Collier	3	14,477	569	22	\$28,590,895
Columbia	1	45	9	12	\$46,212
Desoto	0	0	0	0	\$0
Dixie	0	0	0	0	\$0
Duval	17	16,950	761	143	\$43,931,829
Escambia	3	13,881	363	33	\$5,770,381
Flagler	2	3,425	43	18	\$1,904,324
Franklin*	0	0	0	0	\$0
Gadsden*	0	0	0	0	\$0
Gilchrist*	0	0	0	0	\$0
Glades	1	0	0	0	\$0
Gulf*	0	0	0	0	\$0

*No volunteers were available for clinical services during FY 2023–24.

Appendix A: Volunteer Health Care Provider Program Clinics and Organizations Contributions by County (Continued)

County	Clinics and Organizations	Health Care Services	Licensed Volunteers	Eligibility and Referral Specialists	Value of Contributions
Hamilton*	0	0	0	0	\$0
Hardee*	0	0	0	0	\$0
Hendry	1	0	0	0	\$0
Hernando	2	906	23	12	\$27,138,080
Highlands	1	386	39	2	\$228,808
Hillsborough	17	51,884	1,100	179	\$23,040,969
Holmes	1	69	14	9	\$36,667
Indian River	1	1,356	40	0	\$430,342
Jackson	1	132	3	3	\$68,305
Jefferson	1	0	0	0	\$0
Lafayette*	0	0	0	0	\$0
Lake	6	4,619	159	23	\$4,494,792
Lee	6	14,560	354	35	\$24,309,152
Leon	3	2,002	374	8	\$5,948,906
Levy*	0	0	0	0	\$0
Liberty*	0	0	0	0	\$0
Madison	2	0	0	0	\$0
Manatee	3	6,070	91	8	\$2,949,682
Marion	5	3,044	422	21	\$1,681,102
Martin	3	14,019	195	8	\$6,838,040
Miami-Dade	25	98,494	816	246	\$43,939,778
Monroe	2	3,753	129	21	\$5,058,981
Nassau	2	3,381	17	18	\$2,201,704
Okaloosa	2	1,699	18	4	\$2,531,461
Okeechobee	1	49	3	4	\$111,766

*No volunteers were available for clinical services during FY 2023–24.

Appendix A: Volunteer Health Care Provider Program Clinics and Organizations Contributions by County (Continued)

County	Clinics and Organizations	Health Care Services	Licensed Volunteers	Eligibility and Referral Specialists	Value of Contributions
Orange	15	25,252	757	180	\$18,863,392
Osceola	3	3,645	45	9	\$454,619
Palm Beach	14	67,405	460	65	\$23,880,240
Pasco	5	4,731	99	34	\$2,069,761
Pinellas	7	11,611	270	40	\$8,620,521
Polk	10	23,908	494	132	\$19,854,787
Putnam	2	761	19	348	\$142,188
St. Johns	2	4,803	79	7	\$835,787
St. Lucie	2	7,307	123	6	\$9,188,937
Santa Rosa	2	1,201	49	2	\$7,714,748
Sarasota	3	1,455	30	20	\$384,333
Seminole	3	8,453	182	83	\$3,041,404
Sumter	1	2,200	30	20	\$341,069
Suwannee	2	385	50	33	\$190,296
Taylor*	0	0	0	0	\$0
Union*	0	0	0	0	\$0
Volusia	5	1,791	103	39	\$732,555
Wakulla*	0	0	0	0	\$0
Walton	1	13	16	4	\$21,651
Washington	1	32	12	0	\$24,082
Total	215	456,932	10,247	1,999	\$351,973,183

*No volunteers were available for clinical services during FY 2023–24.

Appendix B: Volunteer Health Care Provider Program Clinics and Organizations Contributions by County

July 1, 2023 to June 30, 2024

The following tables present detailed information by county and by clinic and organization for health care services provided, licensed volunteers participating and the value of contributions.

Statewide Totals

Health Care Services	Licensed Volunteers	Value of Contributions ¹
456,932	10,247	351,973,183

Alachua County

Clinics and Organizations	Health Care Services	Licensed Volunteers	Value of Contributions ¹
FreeDOM Clinic	74	49	\$74,752
Helping Hands Clinic ²	0	0	\$0
Millhopper Family Dentistry PA	100	20	\$91,209
North Central Florida Baptist Association (MDU) ³	45	8	\$22,564
RAHMA Mercy Clinic ²	0	0	\$0
UF Equal Access Clinic Network	2,407	129	\$3,730,000
We Care Network, Alachua County	932	1,190	\$726,440
Total	3,558	1,396	\$4,644,965

Bay County

Clinics and Organizations	Health Care Services	Licensed Volunteers	Value of Contributions ¹
Avicenna Free Clinic	2,334	12	\$617,135
BayCare, Inc. ²	0	0	\$0
Saint Andrew Community Medical Center	10,549	53	\$1,801,326
Total	12,883	65	\$2,418,461

¹ Value of Contributions includes donations and the value of volunteers' services.

² Clinic did not report their annual summary.

³ MDU = Mobile Dental Unit, Florida Baptist Convention.

Appendix B: Volunteer Health Care Provider Program Clinics and Organizations Contributions by County (Continued)

Brevard County

Clinics and Organizations	Health Care Services	Licensed Volunteers	Value of Contributions ¹
Brevard Health Alliance	1,554	125	\$1,868,158
Brevard Hispanic Center, Inc. DBA Delacruz Volunteer Clinic	214	5	\$89,437
Space Coast Volunteers in Medicine	1,715	36	\$2,362,921
Matthew's House of Hope Ministries, Inc (Brevard County Branch) ²	0	0	\$0
Total	3,483	166	\$4,320,516

Broward County

Clinics and Organizations	Health Care Services	Licensed Volunteers	Value of Contributions ¹
Light of the World Clinic	2,586	54	\$1,900,417
Living Water Care Center, A Ministry of Immanuel Baptist Church	372	3	\$256,352
Miami Rescue Mission Clinic DBA as Broward Outreach Health clinic – Hollywood ³	0	0	\$0
Total	2,958	57	\$2,156,769

Charlotte County

Clinics and Organizations	Health Care Services	Licensed Volunteers	Value of Contributions ¹
Englewood Community Care Clinic, Inc.	800	38	\$838,365
Virginia B. Andes Volunteer Community Clinic, Inc.	10,314	115	\$7,830,447
Total	11,114	153	\$8,668,812

¹ Value of Contributions includes donations and the value of volunteers' services.

² No patient visit.

³ Clinic reported its annual clinic summary to Miami Rescue Mission in Miami-Dade County.

Appendix B: Volunteer Health Care Provider Program Clinics and Organizations Contributions by County (Continued)

Citrus County

Clinics and Organizations	Health Care Services	Licensed Volunteers	Value of Contributions ¹
Citrus County Family Resource Center Connections Clinic ²	0	0	\$0
Doctor's Free Clinic of Citrus County	181	9	\$370,115
Nature Coast Ministries, Inc., No Cost Dental Clinic	182	6	\$157,404
We Care, Citrus County	106	19	\$40,307
Total	469	34	\$567,826

Clay County

Clinics and Organizations	Health Care Services	Licensed Volunteers	Value of Contributions ¹
Clay County Dental Care, Inc.	244	8	\$74,787
The Way Free Medical Clinic	2,069	8	\$1,508,501
Total	2,313	16	\$1,583,288

Collier County

Clinics and Organizations	Health Care Services	Licensed Volunteers	Value of Contributions ¹
Karla A. Seibert, MD. PA	33	2	\$6,880
Neighborhood Health Clinic	11,857	411	\$23,457,590
Physician Led Access Network of Collier County	2,587	156	\$5,126,425
Total	14,477	569	\$28,590,895

Columbia County

Clinics and Organizations	Health Care Services	Licensed Volunteers	Value of Contributions ¹
North Florida Baptist Network (MDU) ³	45	9	\$46,212
Total	45	9	\$46,212

¹ Value of Contributions includes donations and the value of volunteers' services.

² Clinic did not report their annual summary.

³ MDU = Mobile Dental Unit, Florida Baptist Convention.

Appendix B: Volunteer Health Care Provider Program Clinics and Organizations Contributions by County (Continued)

Duval County

Clinics and Organizations	Health Care Services	Licensed Volunteers	Value of Contributions ¹
Community Health Outreach	926	13	\$309,675
First Coast Community Development, Inc. ²	0	0	\$0
Genesis Missionary Baptist Church (MDU) ³	14	2	\$9,220
I.M. Sulzbacher Health Center	208	6	\$68,906
Jacksonville Myanmar Association	389	9	\$47,109
Legacy Of Care Health Center, Inc.	32	75	\$28,518
Mission House, Inc.	880	29	\$190,633
Muslim American Social Services Inc	4,679	70	\$9,590,705
Park City Baptist Church, (MDU) ³	68	6	\$38,686
Philippine Nurses Association of NE FL, Inc. Volunteer Health Clinic	42	13	\$34,950
Saint Vincent's Mobile Health Outreach Ministry Mobile Dental Unit ²	176	2	\$71,519
St. Luke Clinic of Jacksonville, Inc.	36	6	\$24,476
The City Rescue Mission Dental Clinic	157	93	\$70,170
The City Rescue Mission, Inc.	870	8	\$168,716
Vietnamese Church at Aspire (MDU) ³	75	11	\$41,545
Vision Is Priceless Council Inc.	4,300	60	\$754,070
We Care Jacksonville, Inc.	4,098	358	\$32,482,931
Total	16,950	761	\$43,931,829

Escambia County

Clinics and Organizations	Health Care Services	Licensed Volunteers	Value of Contributions ¹
Escambia County Medical Society Foundation We Care	101	60	\$22,435
Health & Hope Clinic	11,239	245	\$4,392,546
Saint Joseph Medical Screening Clinic	2,541	58	\$1,355,400
Total	13,881	363	\$5,770,381

Flagler County

Clinics and Organizations	Health Care Services	Licensed Volunteers	Value of Contributions ¹
Flagler County Free Clinic Inc.	3,379	30	\$1,865,670
Life Church Bunnell (MDU) ³	46	13	\$38,654
Total	3,425	43	\$1,904,324

¹ Value of Contributions includes donations and the value of volunteers' services.

² Clinic did not report their annual summary.

³ MDU = Mobile Dental Unit, Florida Baptist Convention.

Appendix B: Volunteer Health Care Provider Program Clinics and Organizations Contributions by County (Continued)

Glades County

Clinics and Organizations	Health Care Services	Licensed Volunteers	Value of Contributions ¹
United Way of Lee, Hendry, & Glades (Glades Branch Clinic) ²	0	0	\$0
Total	0	0	\$0

Hendry County

Clinics and Organizations	Health Care Services	Licensed Volunteers	Value of Contributions ¹
United Way of Lee, Hendry, & Glades (Hendry Regional Medical Center) ²	0	0	\$0
Total	0	0	\$0

Hernando County

Clinics and Organizations	Health Care Services	Licensed Volunteers	Value of Contributions ¹
Crescent of Hernando, Inc., Crescent Community Clinic	705	16	\$27,063,405
People Helping People in Hernando County, Inc.	201	7	\$74,675
Total	906	23	\$27,138,080

Highlands County

Clinics and Organizations	Health Care Services	Licensed Volunteers	Value of Contributions ¹
Samaritan's Touch Care Center	386	39	\$228,808
Total	386	39	\$228,808

¹ Value of Contributions includes donations and the value of volunteers' services.

² Clinic reported their annual clinic summary to United Way of Lee County, Inc., in Lee County.

Appendix B: Volunteer Health Care Provider Program Clinics and Organizations Contributions by County (Continued)

Hillsborough County

Clinics and Organizations	Health Care Services	Licensed Volunteers	Value of Contributions ¹
Benv Health	800	1	\$37,500
Beth-El Farmworker Ministry, Inc.	69	27	\$61,306
BRIDGE Healthcare Clinic	1,916	123	\$822,332
Calvary Community Clinic Inc.	205	7	\$199,155
Catholic Charities Free Clinics, Diocese of St. Petersburg, Inc.	1,549	46	\$751,986
Emmanuel Free Community Clinic	12	4	\$41,363
Gulf Coast Dental Outreach Clinic	311	10	\$285,148
Judeo Christian Health Clinic, Inc.	33,430	197	\$16,675,654
Mission Tampa, Inc. / Mission Smiles	701	152	\$120,551
One Community Now, Inc	50	5	\$10,429
Outreach Clinic, Inc.	654	234	\$145,461
Peace on Earth Foundation, Inc., Free Clinic of Tampa Bay ²	0	4	\$99,400
Pioneer Medical Group Clinic	6,509	158	\$2,276,264
Red Crescent Clinic of Tampa Bay	2,981	26	\$786,367
St. George Clinic, Inc.	2,041	44	\$528,826
Tampa Bay Street Medicine Clinic	656	62	\$199,227
Underground Clinic, Inc. ³	0	0	\$0
Total	51,884	1,100	\$23,040,969

Holmes County

Clinics and Organizations	Health Care Services	Licensed Volunteers	Value of Contributions ¹
First Baptist Church Bonifay, Holmes Co Community Clinic	69	14	\$36,667
Total	69	14	\$36,667

Indian River County

Clinics and Organizations	Health Care Services	Licensed Volunteers	Value of Contributions ¹
We Care Foundation of Indian River	1,356	40	\$430,342
Total	1,356	40	\$430,342

¹ Value of Contributions includes donations and the value of volunteers' services.

² Clinic did not track the number of health care services.

³ Clinic did not report their annual summary.

Appendix B: Volunteer Health Care Provider Program Clinics and Organizations Contributions by County (Continued)

Jackson County

Clinics and Organizations	Health Care Services	Licensed Volunteers	Value of Contributions ¹
Faith Health Clinic, Inc.	132	3	\$68,305
Total	132	3	\$68,305

Jefferson County

Clinics and Organizations	Health Care Services	Licensed Volunteers	Value of Contributions ¹
Shepherd's Hands of The Suwannee Valley, Inc., Madison ²	0	0	\$0
Total	0	0	\$0

Lake County

Clinics and Organizations	Health Care Services	Licensed Volunteers	Value of Contributions ¹
AdventHealth Waterman Community Primary Health Clinic	1,666	11	\$1,917,345
Community Medical Care Center, Inc.	2,019	40	\$618,180
First Baptist Church, Umatilla (MDU) ³	136	19	\$79,915
Lazarus Free Dental Clinic, Catholic Charities of Central Florida ⁴	0	0	\$0
Saint Luke's Free Medical and Dental Clinic-Catholic Charities of Central Florida	515	18	\$42,945
We Care of Lake County	283	71	\$1,836,407
Total	4,619	159	\$4,494,792

Lee County

Clinics and Organizations	Health Care Services	Licensed Volunteers	Value of Contributions ¹
Christian Medical Ministries dba S.W. Florida Pain Clinic	1,384	9	\$2,605,202
Epilepsy Services of SW Florida, Fort Myers	250	5	\$15,750
Florida Lions Eye Clinic	2,908	21	\$3,224,743
Premier Mobile Health Services	5,673	4	\$322,556
Project Dentists Care of SW Florida	1,897	15	\$1,103,634
United Way of Lee County, Inc., We Care	2,448	300	\$17,037,267
Total	14,560	354	\$24,309,152

¹ Value of Contributions includes donations and the value of volunteers' services.

² Clinic reported their annual summary to Shepherd's Hands of The Suwannee Valley, Inc., Suwannee County.

³ MDU = Mobile Dental Unit, Florida Baptist Convention.

⁴ Clinic did not report their annual summary.

Appendix B: Volunteer Health Care Provider Program Clinics and Organizations Contributions by County (Continued)

Leon County

Clinics and Organizations	Health Care Services	Licensed Volunteers	Value of Contributions ¹
Capital Medical Society Foundation, Inc., We Care Network	1,879	340	\$5,926,976
Iglesia Biblica Cristiana De Tallahassee (MDU) ²	99	19	\$17,926
Neighborhood Medical Center	24	15	\$4,004
Total	2,002	374	\$5,948,906

Madison County

Clinics and Organizations	Health Care Services	Licensed Volunteers	Value of Contributions ¹
Shepherd's Hands of The Suwannee Valley, Inc., Madison ³	0	0	\$0
Shepherd's Hands of The Suwannee Valley, Inc., Greenville ³	0	0	\$0
Total	0	0	\$0

Manatee County

Clinics and Organizations	Health Care Services	Licensed Volunteers	Value of Contributions ¹
Community Coalition on Homelessness	5,160	27	\$1,762,999
Epilepsy Services of Southwest Florida	95	1	\$167,661
We Care Manatee, Inc.	815	63	\$1,019,022
Total	6,070	91	\$2,949,682

Marion County

Clinics and Organizations	Health Care Services	Licensed Volunteers	Value of Contributions ¹
FreeD.O.M Clinic USA	2,514	210	\$1,246,188
Hope Clinic, Inc. ⁴	0	0	\$0
La Guadalupana Clinic, Ocala	380	11	\$42,964
Marion County, We Care, Inc.	150	201	\$391,950
Project Dentists Care of Marion County ⁴	0	0	\$0
Total	3,044	422	\$1,681,102

¹ Value of Contributions includes donations and the value of volunteers' services.

² MDU = Mobile Dental Unit, Florida Baptist Convention.

³ Clinic reported their annual summary to Shepherd's Hands of The Suwannee Valley, Inc., Suwannee County.

⁴ Clinic did not report their annual summary.

Appendix B: Volunteer Health Care Provider Program Clinics and Organizations Contributions by County (Continued)

Martin County

Clinics and Organizations	Health Care Services	Licensed Volunteers	Value of Contributions ¹
Christian Community Care Center, Inc.	502	6	\$138,841
Light of the World Charities, Inc. Little Lights Dentistry	2,681	3	\$594,652
Volunteers in Medicine Clinic	10,836	186	\$6,104,547
Total	14,019	195	\$6,838,040

Miami-Dade County

Clinics and Organizations	Health Care Services	Licensed Volunteers	Value of Contributions ¹
Baptist Health South Florida	7,842	112	\$6,600,000
Brownsville Medical Center	1,100	7	\$930,184
Caring for Miami	2,785	30	\$808,260
Center for Haitian Studies	2,239	4	\$1,746,979
Community Smiles	27,910	68	\$1,047,503
Dade County Street Response	350	8	\$971,079
Doral Pro Health	1,097	12	\$218,430
Good News Care Center	16,197	120	\$10,080,268
Good Samaritan Community Health	966	3	\$476,878
iHelp Inc. ²	0	0	\$0
League Against Cancer	822	13	\$6,066,894
Miami Rescue Mission Clinic	4,764	14	\$932,610
Ministerio Evangelistico Juana Agulla	58	4	\$20,973
North Miami Beach Medical Mobil Center	782	9	\$1,221,450
Open Door Health Center	14,358	142	\$3,905,278
Robert Morgan Dental Clinic	414	18	\$61,395
South Miami Children's Clinic	20	2	\$18,689
St. John Bosco Clinic	4,144	26	\$945,076
Universal Heritage Institute Clinic	5,632	85	\$2,266,280
Universal Medical Clinic	6,073	32	\$5,103,068
University of Miami IDEA Exchange Wound Care Clinic	184	29	\$115,424
University of Miami Night Clinic at CHS	207	17	\$108,238
University of Miami, St. John Bosco Tuesday Night Clinic	245	44	\$155,534
Urban Mercy Clinic	238	6	\$105,872
University of Miami Night Clinic at Miami Rescue Mission Clinic	67	11	\$33,416
Total	98,494	816	\$43,939,778

¹ Value of Contributions includes donations and the value of volunteers' services.

² No patient visits.

Appendix B: Volunteer Health Care Provider Program Clinics and Organizations Contributions by County (Continued)

Monroe County

Clinics and Organizations	Health Care Services	Licensed Volunteers	Value of Contributions ¹
Florida Baptist Convention, Monroe County (MDU) ²	208	29	\$80,017
Good Health Clinic	3,545	100	\$4,978,964
Total	3,753	129	\$5,058,981

Nassau County

Clinics and Organizations	Health Care Services	Licensed Volunteers	Value of Contributions ¹
Barnabas Center, Inc., Medical and Dental	3,315	6	\$2,173,384
Northeast Florida Baptist Association (MDU) ²	66	11	\$28,320
Total	3,381	17	\$2,201,704

Okaloosa County

Clinics and Organizations	Health Care Services	Licensed Volunteers	Value of Contributions ¹
Crossroads Center, Inc.	1,699	18	\$2,531,461
Hope Medical Clinic, Inc. ³	0	0	\$0
Total	1,699	18	\$2,531,461

Okeechobee County

Clinics and Organizations	Health Care Services	Licensed Volunteers	Value of Contributions ¹
Open Hands Health Center, Inc.	49	3	\$111,776
Total	49	3	\$111,776

¹ Value of Contributions includes donations and the value of volunteers' services.

² MDU = Mobile Dental Unit, Florida Baptist Convention.

³ Clinic did not report their annual summary.

Appendix B: Volunteer Health Care Provider Program Clinics and Organizations Contributions by County (Continued)

Orange County

Clinics and Organizations	Health Care Services	Licensed Volunteers	Value of Contributions ¹
Adventist University of Health Sciences, Hope Clinic	380	26	\$787,099
Alma Health Ministries Inc. ²	0	0	\$0
Community Care Clinic Florida Hospital	4,151	5	\$1,521,278
Community Medicine Clinic at Florida Hospital	2,425	1	\$541,826
Dental Care Access Foundation	145	10	\$114,207
Epilepsy Foundation of Central Florida	5	1	\$7,610
Five Pillars Free Clinic Inc.	41	11	\$29,645
Grace Medical Home	10,745	176	\$13,712,046
Islamic Society of Central Florida open not reporting this year ²	0	0	\$0
Latino Leadership Inc ²	0	0	\$0
Matthew's Hope Ministries Inc.	1	7	\$357
Saint Luke's Coptic Medical Center	24	9	\$7,346
Shepherd's Hope, Inc.	1,957	384	\$449,954
Special Care of Central Florida, Inc.	1,355	125	\$1,172,444
The Mental Health Association of Central Florida	4,023	2	\$519,580
Total	25,252	757	\$18,863,392

Osceola County

Clinics and Organizations	Health Care Services	Licensed Volunteers	Value of Contributions ¹
Catholic Charities St. Thomas Aquinas	488	28	\$71,156
Making A Difference	138	2	\$212,398
Osceola County Council on Aging	3,019	15	\$171,065
Total	3,645	45	\$454,619

¹ Value of Contributions includes donations and the value of volunteers' services.

² Clinic did not report their annual summary.

Appendix B: Volunteer Health Care Provider Program Clinics and Organizations Contributions by County (Continued)

Palm Beach County

Clinics and Organizations	Health Care Services	Licensed Volunteers	Value of Contributions ¹
Caridad Health Center, Medical & Dental	43,199	216	\$20,769,674
Community Health Center, Medical & Vision	4,932	21	\$1,603,339
Empower Healthcare ²	0	0	\$0
Global Healthy Living Foundation (Whelton Virshup Creaky Joints Arthritis Clinic)	681	8	\$111,080
Healing Health Care Center, Inc.	697	3	\$169,016
Mission Clinic of Palm Springs ²	0	0	\$0
Mission Medical Clinic, Medical & Dental	16,000	33	\$0
MyClinic Jupiter	637	28	\$190,680
Project Access	471	134	\$839,522
Save A Molar	58	6	\$10,717
Shenandoah Medical Care Center	33	8	\$17,196
St. Mary's Medical Center, Inc.	697	3	\$169,016
T. Leroy Jefferson Medical Society ²	0	0	\$0
We Care Clinic, Inc. ²	0	0	\$0
Total	67,405	460	\$23,880,240

Pasco County

Clinics and Organizations	Health Care Services	Licensed Volunteers	Value of Contributions ¹
CARES Senior Health Clinic	1,366	15	\$957,005
Good Samaritan Health Clinic of Pasco County	2,710	37	\$580,386
Sertoma Speech & Hearing Foundation of Florida, Inc.	383	1	\$131,859
St. Andre Clinic (Catholic Charities)	222	41	\$365,672
Veterans Stand Down, Sandy Hills (MDU) ³	50	5	\$34,839
Total	4,731	99	\$2,069,761

Pinellas County

Clinics and Organizations	Health Care Services	Licensed Volunteers	Value of Contributions ¹
Clearwater Free Clinic	1,185	126	\$5,191,801
Community Dental Clinic	3,641	24	\$442,767
Homeless Empowerment Program - HEP Dental Clinic	2,596	35	\$1,531,046
La Clinica Guadalupe	1,196	10	\$836,008
St. Mina Coptic Medical Center, Inc. ²	0	0	\$0
St. Petersburg Free Clinic	2,757	71	\$575,339
Willa Carson Health Resource Center	236	4	\$43,560
Total	11,611	270	\$8,620,521

¹ Value of Contributions includes donations and the value of volunteers' services.

² Clinic did not report their annual summary.

³ MDU = Mobile Dental Unit, Florida Baptist Convention.

Appendix B: Volunteer Health Care Provider Program Clinics and Organizations Contributions by County (Continued)

Polk County

Clinics and Organizations	Health Care Services	Licensed Volunteers	Value of Contributions ¹
Angels Care Center of Eloise	788	15	\$305,003
Lake Wales Care Center	166	28	\$60,116
Lakeland Volunteers in Medicine	14,003	75	\$13,206,714
Mid-Town Dental Clinic / Free Dental Day	91	13	\$71,343
Parkview Outreach Community Center, Inc.	1,222	60	\$470,719
Polk County, Health Care Dental Clinic at Traviss Center	236	4	\$209,752
Project Dentists Care, Give Kids A Smile	190	12	\$62,091
Talbot House Ministries of Lakeland, Inc. DBA Good Samaritan Clinic	1,395	7	\$636,552
The Haley Center Inc.	1,865	184	\$2,409,655
We Care of Central Florida, Inc.	3,952	96	\$2,422,842
Total	23,908	494	\$19,854,787

Putnam County

Clinics and Organizations	Health Care Services	Licensed Volunteers	Value of Contributions ¹
First Baptist Church Interlachen (MDU) ²	60	6	\$15,630
Putnam County Medical Mission	701	13	\$126,558
Total	761	19	\$142,188

Saint Johns County

Clinics and Organizations	Health Care Services	Licensed Volunteers	Value of Contributions ¹
Emmanuel Project	818	10	\$184,645
Wildflower Healthcare	3,985	69	\$651,142
Total	4,803	79	\$835,787

Saint Lucie County

Clinics and Organizations	Health Care Services	Licensed Volunteers	Value of Contributions ¹
Discovery Church of Port St. Lucie Florida, Inc. (MDU) ²	35	7	\$26,437
Saint Lucie County Health Access Network, Inc.	7,272	116	\$9,162,500
Total	7,307	123	\$9,188,937

¹ Value of Contributions includes donations and the value of volunteers' services.

² MDU = Mobile Dental Unit, Florida Baptist Convention.

Appendix B: Volunteer Health Care Provider Program Clinics and Organizations Contributions by County (Continued)

Santa Rosa County

Clinics and Organizations	Health Care Services	Licensed Volunteers	Value of Contributions ¹
Good Samaritan Clinic South Santa Rosa Interfaith Ministries	1,096	42	\$7,711,409
Santa Rosa, We Care	105	7	\$3,339
Total	1,201	49	\$7,714,748

Sarasota County

Clinics and Organizations	Health Care Services	Licensed Volunteers	Value of Contributions ¹
Epilepsy Foundation of Southwest Florida	90	3	\$164,252
Good Samaritan Pharmacy & Health Services, Inc.	1,365	22	\$214,000
Universal Crescent Clinic ²	0	5	\$6,081
Total	1,455	30	\$384,333

Seminole County

Clinics and Organizations	Health Care Services	Licensed Volunteers	Value of Contributions ¹
American Muslim Social Services, Inc.	5,642	46	\$2,153,476
Shepherd's Hope, Inc., Longwood	1,480	127	\$465,990
United Medical & Social Services Inc.	1,331	9	\$421,938
Total	8,453	182	\$3,041,404

Sumter County

Clinics and Organizations	Health Care Services	Licensed Volunteers	Value of Contributions ¹
Lazarus Free Medical Clinic, Catholic Charities of Central Florida	2,200	30	\$341,069
Total	2,200	30	\$341,069

Suwannee County

Clinics and Organizations	Health Care Services	Licensed Volunteers	Value of Contributions ¹
Suwannee Baptist Association (MDU) ³	236	28	\$131,741
Shepherd's Hands of The Suwannee Valley Inc	149	22	\$58,555
Total	385	50	\$190,296

¹ Value of Contributions includes donations and the value of volunteers' services.

² Clinic did not track the number of health care services.

³ MDU = Mobile Dental Unit, Florida Baptist Convention.

Appendix B: Volunteer Health Care Provider Program Clinics and Organizations Contributions by County (Continued)

Volusia County

Clinics and Organizations	Health Care Services	Licensed Volunteers	Value of Contributions ¹
Bella Vista Baptist Church (MDU) ²	82	13	\$92,252
First Baptist Church New Smyrna Beach (MDU) ²	49	12	\$39,759
Good Samaritan Clinic of West Volusia, Medical & Dental Clinic	723	33	\$280,152
Jesus Clinic	779	28	\$261,034
Volusia Volunteers in Medicine Clinic	158	17	\$59,358
Total	1,791	103	\$732,555

Walton County

Clinics and Organizations	Health Care Services	Licensed Volunteers	Value of Contributions ¹
Walton County We Care	13	16	\$21,651
Total	13	16	\$21,651

Washington County

Clinics and Organizations	Health Care Services	Licensed Volunteers	Value of Contributions ¹
First Baptist Church Chipley Fl (MDU) ²	32	12	\$24,082
Total	32	12	\$24,082

¹ Value of Contributions includes donations and the value of volunteers' services.

² MDU = Mobile Dental Unit, Florida Baptist Convention.

Appendix C: Summary of Clinics and Organizations that Closed

The following table identifies clinics that previously participated in the program but closed during FY 2023–24 and did not provide any volunteer services.

County	Clinics and Organizations
Alachua	Westside Samaritans Clinic
Brevard	Adult Volunteer Dental Clinic, Brevard County Health Department
Broward	Light One's Path Foundation
Indian River	Fellsmere Volunteer Medical Clinic
Osceola	Free Clinic of Florida, Inc
Volusia	St. George Medical Center
Walton	Hope Medical Clinic Freeport

Appendix D: Financial Liability Report



CHIEF FINANCIAL OFFICER
JIMMY PATRONIS
STATE OF FLORIDA

April 1, 2024

Christopher P. Gainous, Sr.
Supervisor, Volunteer Health Services
Department of Health
Health Resources and Access Section
4052 Balk Cypress Way, BIN #BC15
Tallahassee, Florida 32399-1706

RE: Volunteer Healthcare provider Program

Mr. Gainous:

Pursuant to s.766.1115(7), F.S., this is to report that zero claims have been filled in the past twelve months, against the Volunteer Healthcare provider Program with the Division of Risk Management.

V/r,

A handwritten signature in black ink, appearing to read "Kelly Hagenbeck".

Kelly Hagenbeck

FLORIDA DEPARTMENT OF FINANCIAL SERVICES
Kelly Hagenbeck • Bureau Chief of State Liability and Property Claims
Division of Risk Management • Bureau of State Liability and Property Claims
200 East Gaines Street • Tallahassee, FL 32399-0338 • Tel. 850-413-4850
E-mail • Kelly.Hagenbeck@myfloridacfo.com
AFFIRMATIVE ACTION • EQUAL OPPORTUNITY EMPLOYER