

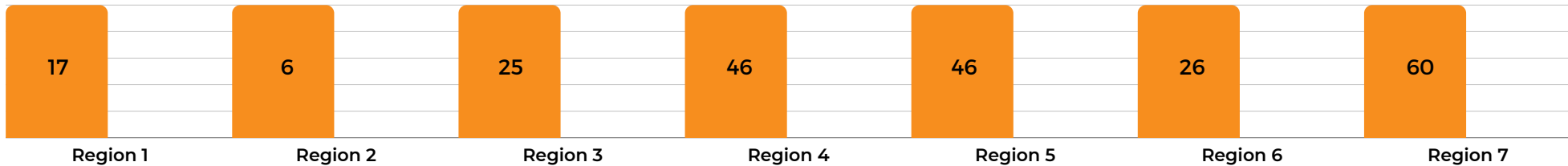


# ANTIBIOTIC STEWARDSHIP PROFILE

# FLORIDA

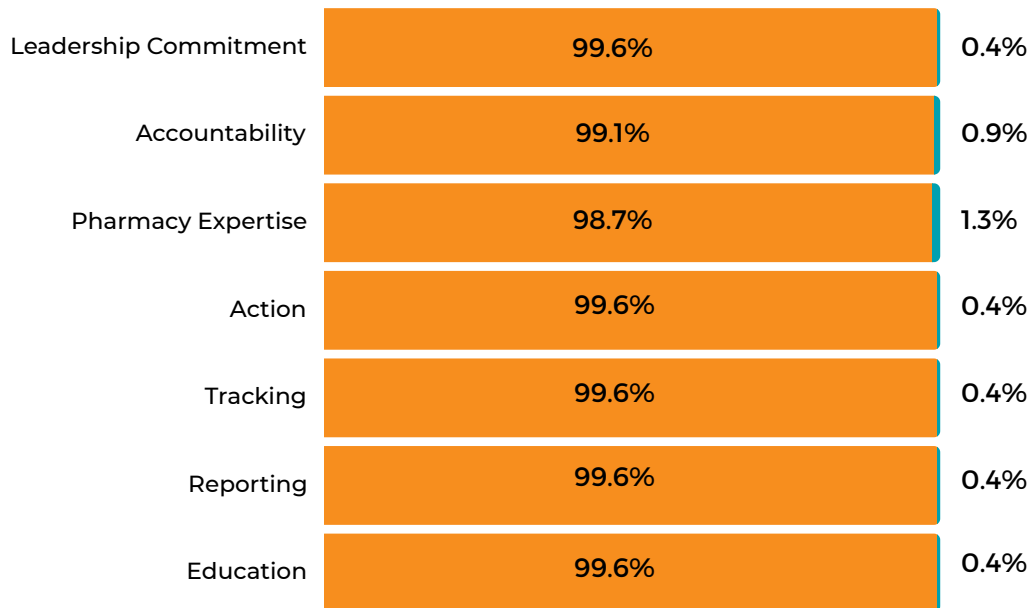
This report was created to assess antibiotic stewardship programs and activities in Florida acute care hospitals. Antibiotic stewardship data was evaluated using responses from the 2023 NHSN Patient Safety Component, Annual Hospital Survey. A total of 226 facilities in Florida completed this survey.

## Count of Facilities with Antibiotic Stewardship Programs (ASP)

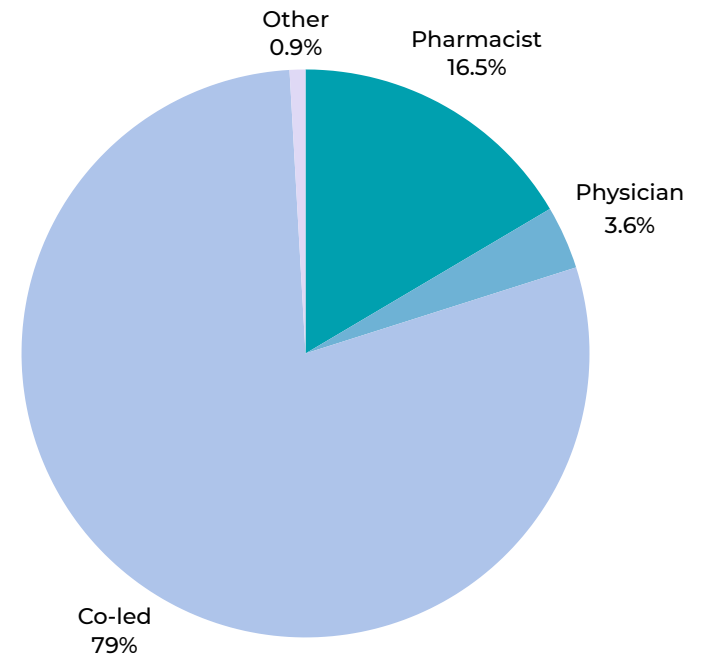


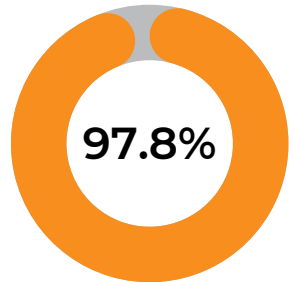
## Percent of Facilities Meeting Specific Core Elements

YES NO

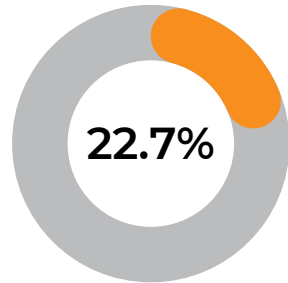


## ASP Leadership Distribution (% of Facilities)

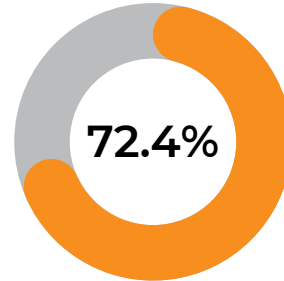




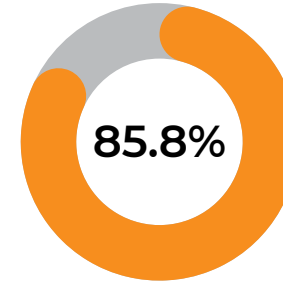
Antibiotic resistance patterns are monitored by their stewardship team (% of facilities)



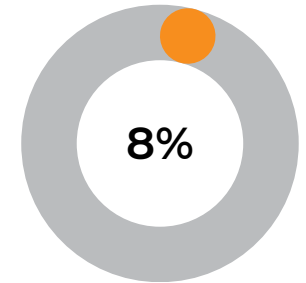
Antibiotic use in defined daily doses (DDD) is monitored by stewardship team (% of facilities)



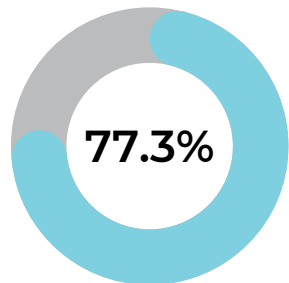
Antibiotic expenditures monitored at least quarterly by stewardship team (% of facilities)



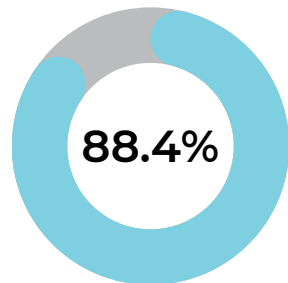
Antibiotic use in days of therapy (DOT) monitored by stewardship team (% of facilities)



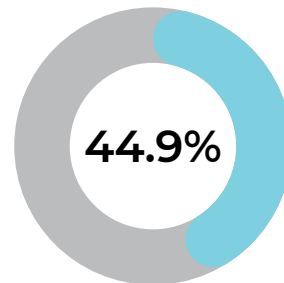
Stewardship program engages nurses to track antibiotic duration of therapy (% of facilities)



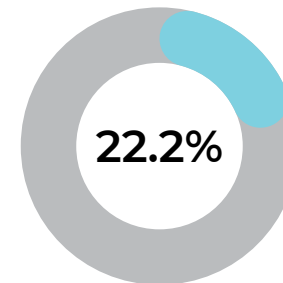
% of facilities with preauthorization for specific antibiotic agents



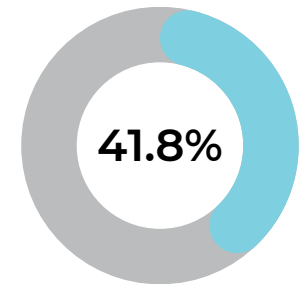
% of facilities with facility-specific treatment recommendations



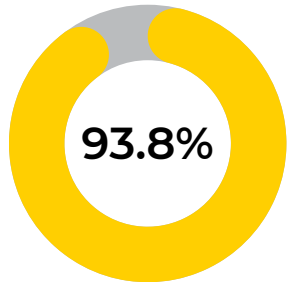
% of facilities with formal procedure for shortest effective duration



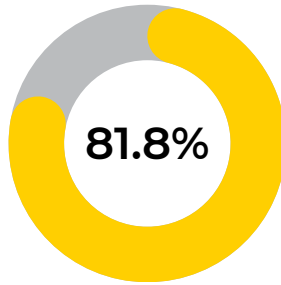
ASP provides individual or prescriber-level reports on antibiotic use to prescribers, at least annually (% of facilities)



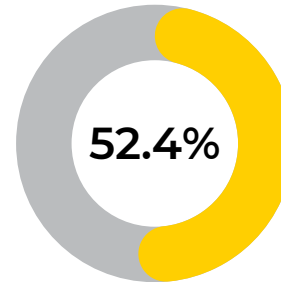
ASP provides unit or service reports to prescribers, at least annually (% of facilities)



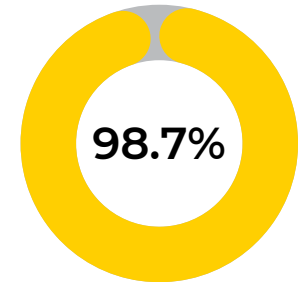
Pharmacists receive at least annual education on appropriate antibiotic use (% of facilities)



Prescribers receive at least annual education on appropriate antibiotic use (% of facilities)

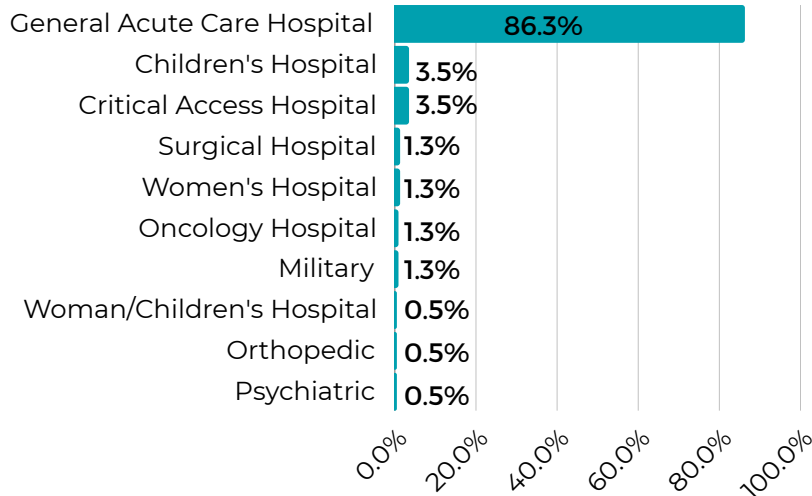


Nursing staff receive at least annual education on appropriate antibiotic use (% of facilities)

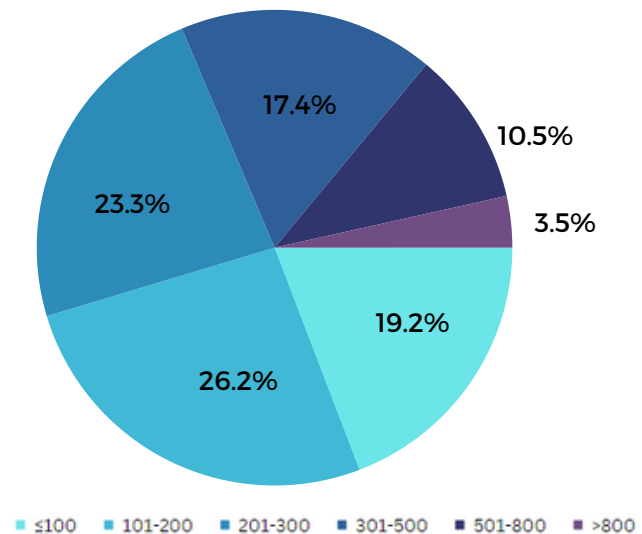


Patients are provided education on important side effects of prescribed antibiotics (% of facilities)

Percentage of Facilities Surveyed, by Type



Percentage of Facilities by Number of Beds





# ANTIBIOTIC STEWARDSHIP PROFILE

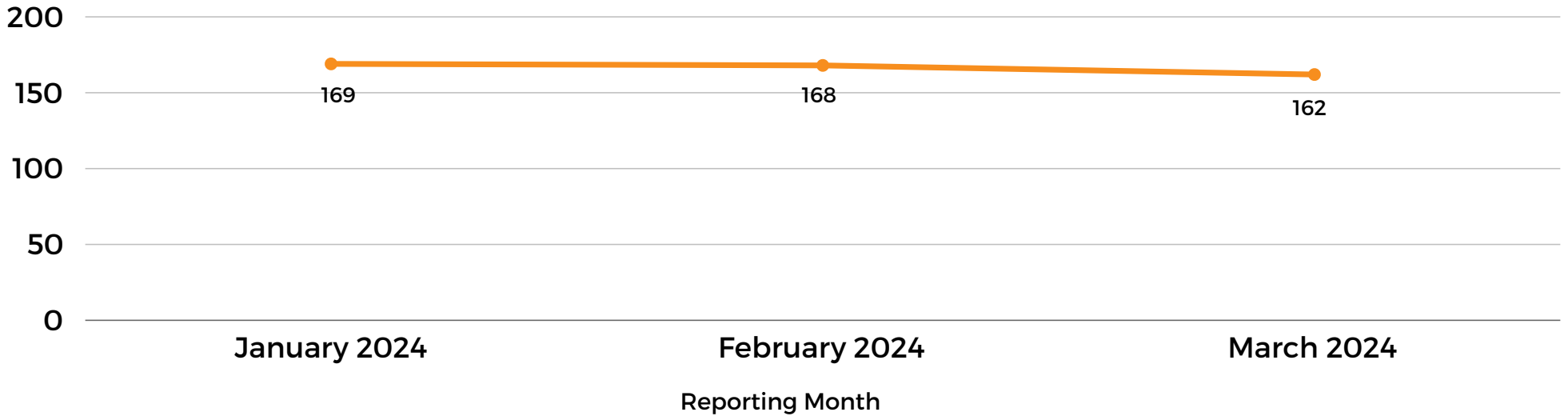
# FLORIDA

Acute care hospitals/facilities have the option to report **antibiotic utilization (AU)** and **resistance (AR)** using the **NHSN Antimicrobial Use and Resistance Module (AUR Module)**. Data reporting is optional but is beneficial to assess a facility's antibiotic stewardship program. Data provided in this section is reporting period 1/1/2024 - 3/31/2024 (Q1).

# 173

Facilities reporting at least one month of AU data **(77% of eligible facilities)**

Count of Facilities Reporting Antibiotic Usage Data in NHSN



REGION 1

# 12

Facilities Reporting

# 53%

Of Facilities Reporting to NHSN

REGION 2

# 3

Facilities Reporting

# 50%

Of Facilities Reporting to NHSN

REGION 3

# 25

Facilities Reporting

# 100%

Of Facilities Reporting to NHSN

REGION 4

# 29

Facilities Reporting

# 63%

Of Facilities Reporting to NHSN

REGION 5

# 41

Facilities Reporting

# 89%

Of Facilities Reporting to NHSN

REGION 6

# 22

Facilities Reporting

# 85%

Of Facilities Reporting to NHSN

REGION 7

# 41

Facilities Reporting

# 68%

Of Facilities Reporting to NHSN



# ANTIBIOTIC STEWARDSHIP PROFILE

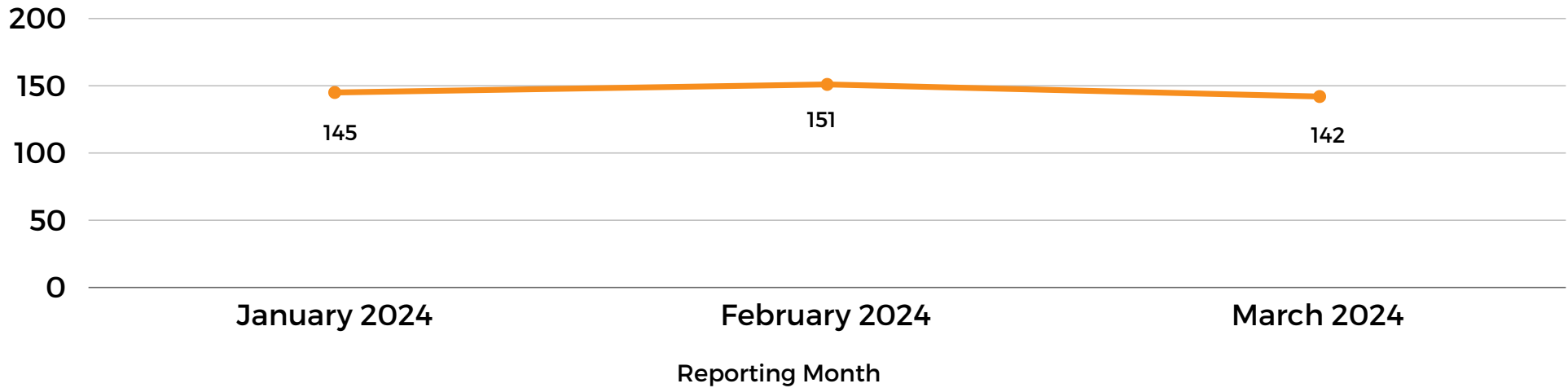
# FLORIDA

Acute care hospitals/facilities have the option to report **antibiotic utilization (AU)** and **resistance (AR)** using the **NHSN Antimicrobial Use and Resistance Module (AUR Module)**. Data reporting is optional but is beneficial to assess a facility's antibiotic stewardship program. Data provided in this section is reporting period 1/1/2024 - 3/31/2024 (Q1).

# 154

Facilities reporting at least one month of AR data **(68% of eligible facilities)**

Count of Facilities Reporting Antibiotic Resistance Data in NHSN



REGION 1

# 11

Facilities Reporting

# 65%

Of Facilities Reporting to NHSN

REGION 2

# 3

Facilities Reporting

# 50%

Of Facilities Reporting to NHSN

REGION 3

# 19

Facilities Reporting

# 76%

Of Facilities Reporting to NHSN

REGION 4

# 17

Facilities Reporting

# 37%

Of Facilities Reporting to NHSN

REGION 5

# 42

Facilities Reporting

# 91%

Of Facilities Reporting to NHSN

REGION 6

# 19

Facilities Reporting

# 73%

Of Facilities Reporting to NHSN

REGION 7

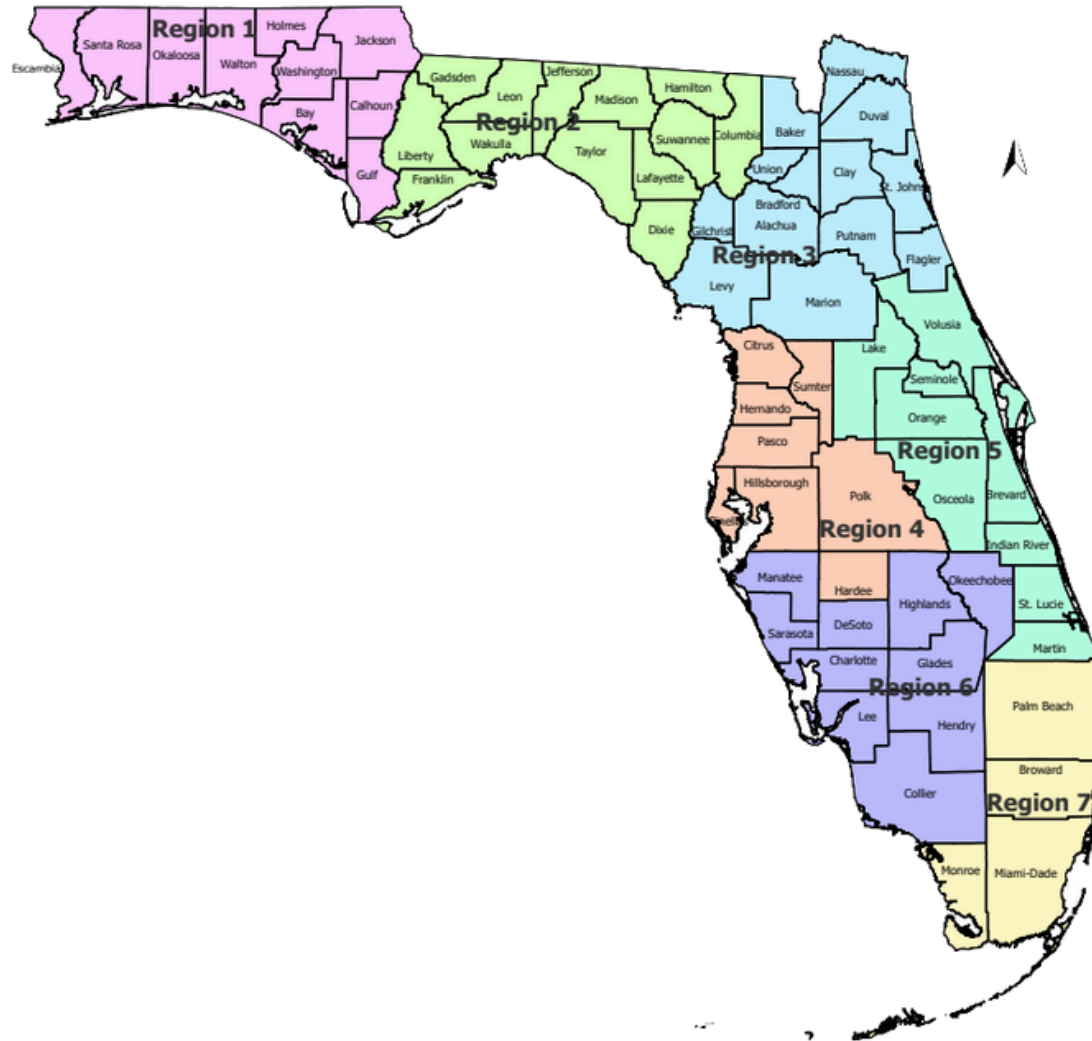
# 41

Facilities Reporting

# 68%

Of Facilities Reporting to NHSN

Florida Region Map



For questions related to this report and the data provided, please contact the Florida Department of Health's Health Care-Associated Infection Prevention Program at [HAI\\_Program@flhealth.gov](mailto:HAI_Program@flhealth.gov)