

Cervical Cancer in Florida, 2010

*Florida Department of Health,
Division of Disease Control and Health Protection,
Bureau of Epidemiology*



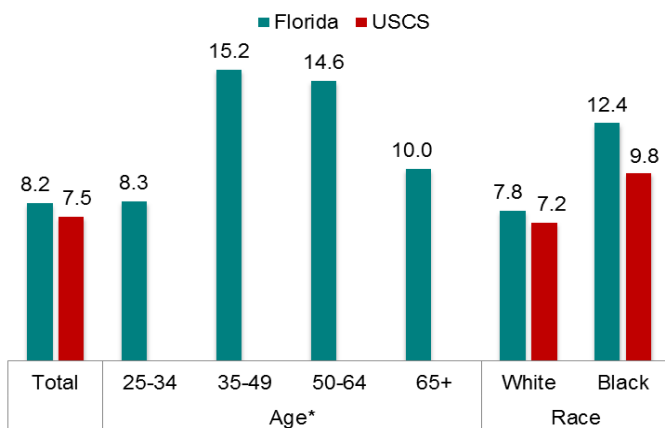
Cervical cancer begins in the cells of the cervix, an organ that connects the uterus and the vagina. Infection with the human papillomavirus (HPV) is the cause of almost all cervical cancers. There are more than 80 types of HPV. About 30 types can infect the cervix, and about half of those have been linked to cervical cancer. HPV infections that cause cervical cancer are spread mainly through sexual contact. Other risk factors include smoking, a high number (7 or more) of full-term pregnancies, long term use of oral contraceptives, and multiple sexual partners.

Incidence data among females are obtained from the Florida Cancer Data System (FCDS), and mortality data among females from Florida Department of Health, Office of Vital Statistics. The Florida data are compared with data from the 2010 United States Cancer Statistics (USCS). Cervical cancer screening data are obtained from the 2010 Florida Behavioral Risk Factor Surveillance System (BRFSS) survey.

Incidence

- In 2010, 857 new cases of cervical cancer were diagnosed in Florida women.
- The age-adjusted incidence rate was 8.2 per 100,000 population, which was higher than the USCS age-adjusted rate (7.5 per 100,000, Figure 1).

Figure 1: Florida vs. USCS Incidence Rates (per 100,000) by Age and Race, 2010

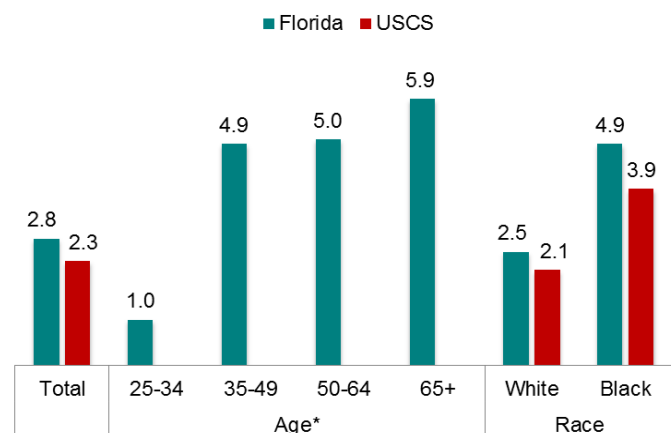


- The Florida age-specific incidence rate among females in the 35-49 age group was higher than the rates among all other age groups (Figure 1).
- Among black and white females, the Florida age-adjusted incidence rates (12.4 and 7.8 per 100,000, respectively) were higher than the comparable USCS age-adjusted incidence rates (9.8 and 7.2 per 100,000, respectively, Figure 1).

Mortality

- In 2010, 312 Florida women died of cervical cancer.
- The age-adjusted mortality rate was 2.8 per 100,000 population, which was higher than the USCS age-adjusted rate (2.3 per 100,000, Figure 2).

Figure 2: Florida vs. USCS Mortality Rates (per 100,000) by Age and Race, 2010

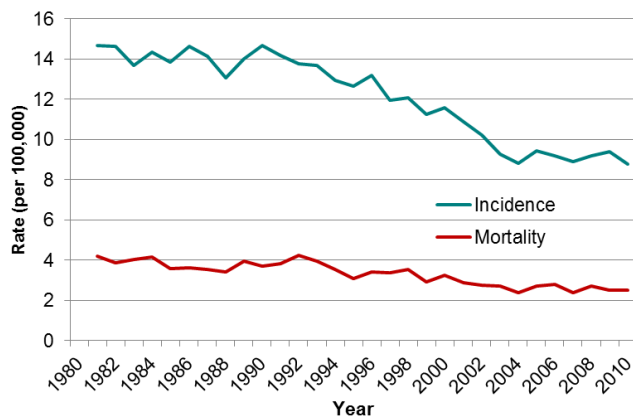


- In Florida during 2010, more cervical cancer patients under age 65 (204) died than those aged 65 and older (108).
- Among black and white females, the Florida age-adjusted mortality rates (4.9 and 2.5 per 100,000, respectively) were higher than the comparable USCS age-adjusted incidence rates (3.9 and 2.1 per 100,000, respectively, Figure 2).

Trends in Incidence and Mortality

- The 2010 incidence rate (8.8 per 100,000) was 40% lower than the 1981 incidence rate (14.7 per 100,000, Figure 3).
- The 2010 mortality rate (2.7 per 100,000) was 36% lower than the 1981 mortality rate (4.2 per 100,000, Figure 3).

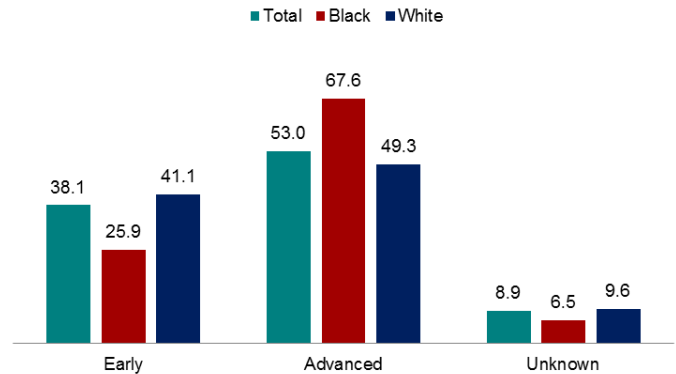
Figure 3: Age-Adjusted Incidence and Mortality Rates for Cervical Cancer, Florida, 1981-2010



Stage at Diagnosis

- Early-stage cancer is defined in this report as cancer that is localized to one part or organ of the body. Advanced-stage cancer is defined as cancer that has spread to other organs or throughout the body beyond the organ of origin.
- The five-year survival rate for cervical cancer is 93% for cancer diagnosed at an early stage, but drops to 15-26% for cancer diagnosed at an advanced stage.
- Of all Florida cervical cancer cases in 2010, 53.0% were diagnosed at an advanced stage, 38.1% were diagnosed at an early stage, and 8.9% were diagnosed without stage information (Figure 4).
- The percentage of cervical cancer cases diagnosed at an advanced stage was higher among blacks (67.6%) compared to whites (49.3%).

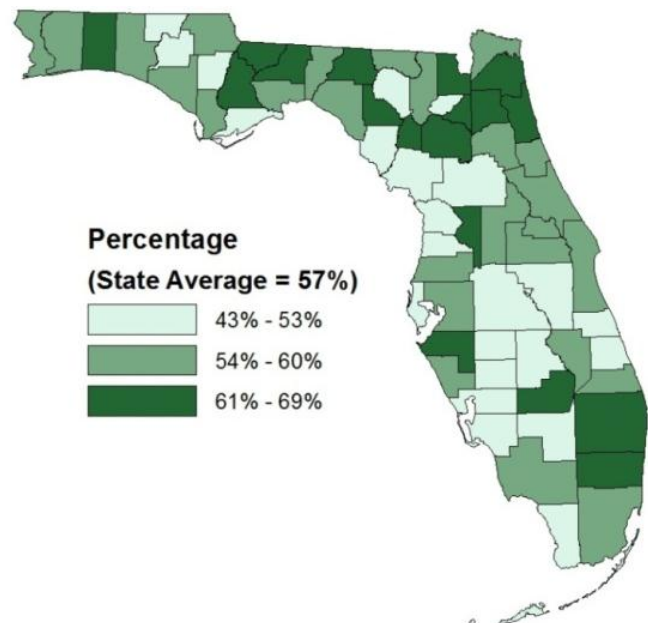
Figure 4: Percentage of Cervical Cancer by Stage at Diagnosis, Florida, 2010



Cancer Screening

- In 2010, among the 23 Florida counties in the lowest tertile (43-53%, Figure 5) of women receiving a pap smear in the past year, more than half (13) are considered rural counties (<100 persons per square mile).

Figure 5: Percentage of Women 18 and Older that Received a Pap Smear in the Past Year, Florida BRFSS, 2010



Activities to Improve Access to Screening Services

The Department of Health, through its Breast and Cervical Cancer Early Detection Program, is implementing evidence-based outreach and public education activities to increase cervical cancer screening rates among the uninsured and insured populations in areas of the state that have higher rates of cervical cancers diagnosed at late stage, with a focus on ethnic and racial minority populations with high mortality rates. The program's community health worker project is increasing awareness and promoting the importance of cervical cancer screening and HPV vaccination completion to prevent cervical cancer. This is being achieved using small media initiatives, small group education and discussion sessions, and one-on-one education and navigation into local community programs and services to reduce barriers to care and strengthen community clinical linkages.

The department provides professional education opportunities for health care providers on evidence-based clinical and non-clinical practices and clinical guideline updates through webinars and direct mail to improve quality of care and increase service delivery. Through a partnership with the American Cancer Society, the program sponsors continuing education trainings on implementing practice changes to increase cervical cancer screening rates. These include adopting electronic patient reminder systems, providing every eligible patient with a screening recommendation, and using provider reminders and recall systems, creating an office policy for the course of action for cervical cancer screenings and HPV vaccination completion.



For additional information on this report, please contact the Florida Department of Health, Bureau of Epidemiology at 850.245.4401 or visit our website at:

<http://www.floridahealth.gov/diseases-and-conditions/cancer/cancer-registry/index.html>

For additional information on cervical cancer, please visit the Florida Department of Health website at:

<http://www.floridahealth.gov/diseases-and-conditions/cancer/cervical-cancer/index.html>