



EBOLA TRAVELER MONITORING DATA ENTRY GUIDANCE FOR COUNTY HEALTH DEPARTMENTS

Version 2.0

10/14/2015

VERSION HISTORY

Version #	Implemented By	Revision Date	Approved By	Approval Date	Reason
1.0	Melinda Thomas	4/21/15			Initial draft
2.0	Leah Eisenstein	10/14/15			Updated navigation in the Merlin outbreak module and new Merlin reports

TABLE OF CONTENTS

1	INTRODUCTION.....	4
1.1	PURPOSE	4
1.2	KEY POINTS	4
1.3	DEFINITIONS	5
2	GETTING STARTED	6
2.1	OVERVIEW.....	6
2.2	ACCESSING A TRAVELER’S PROFILE:	6
3	EBOLA TRAVELER MONITORING SURVEY	9
3.1	SURVEY GUIDANCE	9
3.2	SURVEY OVERVIEW.....	9
3.2.1	Outbreak People Detail Section	9
3.2.2	Clinical Section.....	10
3.2.3	Symptoms Section	11
3.2.4	Contacts Section	11
3.2.5	Survey Section	11
3.2.5.1	Survey Questions.....	11
3.2.5.2	21-Day Temperature and Symptom Log	13
3.2.5.3	Additional Notes	13
3.2.6	Laboratory Results Section	14
3.2.7	Specimens Section	14
3.2.8	Documents Section	14
4	EBOLA TRAVELER MONITORING REPORTS.....	15
4.1	STATE - TRAVELER MONITORING SUMMARY	15
4.1.1	Table 1: Traveler Monitoring Statuses	15
4.1.2	Table 2: Travelers Confirmed in Florida by Initiating County.....	16
4.1.3	Drilldown functionality	16
4.2	STATE - TRAVELER LINE LIST	17
4.3	STATE - FOLLOW UP REPORT	17
4.4	STATE - VALIDATION REPORT.....	17
4.5	COUNTY - MONITORING DAYS REPORT	18
4.6	COUNTY - FOLLOW UP REPORT	18

1 INTRODUCTION

1.1 Purpose

Since November 2014, Florida has been monitoring travelers returning from West African countries impacted by Ebola virus disease (EVD). County health departments (CHD) have been asked to conduct in-person temperature monitoring for these travelers for 21 days following departure from the impacted country. CHDs that have been tasked with monitoring travelers have entered data into Merlin outbreak #1860. A new version of the outbreak survey will be released the evening of 4/16/15 in order to make data entry more intuitive, effective, and efficient. This guidance document discusses the new survey and new Ebola traveler monitoring reports. This document assumes the reader has a Merlin account and is familiar with basic Merlin use. To request access to Merlin, contact the Merlin Helpdesk (Merlin.Helpdesk@FLhealth.gov).

1.2 Key Points

- The Florida Department of Health (DOH), Bureau of Epidemiology (BOE) is requesting that all travelers returning from a county impacted by the Ebola Virus Disease (EVD) have their temperature and symptoms monitored for 21 days after they were potentially last exposed to EVD.
 - Upon receiving a notification from the CDC via Epi-X, the BOE will immediately distribute traveler information to the county health departments (CHDs) of residence for monitoring, and will create a profile for the traveler(s) within the Merlin outbreak #1860.
 - Notify the BOE (850-245-4401) about any travelers from impacted countries that are received from sources other than Epi-X.
 - Additional details on the traveler monitoring protocol can be found in the “Guidance for 21-day County Health Department Monitoring of Travelers from Countries Currently Experiencing an Outbreak of Ebola Virus Disease” available at http://www.floridahealth.gov/diseases-and-conditions/ebola/_documents/ebola-guidance-monitoring-travelers-full.pdf
- Once the Merlin outbreak profile has been created, complete as many of the Ebola traveler monitoring survey questions as possible upon initial notification. As more information is gathered during the monitoring period, update the survey.
 - Once a day, before 5:00PM, survey questions, and the Daily Symptom and Temperature Log should be updated in the Merlin outbreak #1860 by the respective CHD.
 - Entering temperature and symptom monitoring data into Merlin on weekends or holidays is not required, but travelers should still be monitored during this time.
- A new, more intuitive version of the Ebola traveler monitoring survey in the Merlin outbreak #1860 has been released.

- New Ebola traveler monitoring reports have been added to the Merlin analysis tab to summarize the data in the Merlin outbreak #1860.

1.3 Definitions

- **Active monitoring:** A traveler in contact with a risk factor Ebola who is returning to Florida will be monitored by the local CHD for 21 days following their exposure.
 - Day 0 of the 21-day monitoring period is the day the person was last in contact with a risk factor (i.e., date of last exposure). Day 1 is the day after the date of last exposure.
 - Monitoring consists of recording the temperature of the traveler and noting any symptoms, while in the presence of the traveler. This will be done twice a day, once in the morning and once at night, with no less than 10 hours between the visits, while the traveler remains in the Florida county.
- **Business exempt:** A person who: 1. Is an airline employee (pilot or crew) that during the course of travel never left the airport grounds and never stayed overnight in an impacted country, OR an employee on a ship who never disembarked from the ship while in an impacted country, AND 2. Has had no contact with a known or suspected EVD case.
 - Business exempt people will not be monitored for 21 days. However, they should self-monitor, and if they develop any symptoms, report this to their local CHD.
 - This traveler status is usually determined by the CHD and then confirmed with a regional epidemiologist or the on-call travel wrangler.
- **Repeat traveler:** A traveler that has completed a previous active monitoring period and was then in contact with a risk factor again, thereby requiring an additional active monitoring period in Florida.
 - This person will require a new survey in the outbreak record for each new 21-day active monitoring period.

2 GETTING STARTED

2.1 Overview

BOE staff will immediately create a profile for a new traveler within the Merlin outbreak #1860 after they receive a notification from the CDC via Epi-X. The BOE will forward the notification to the CHD of residence for monitoring, at which point the CHD can access the traveler's profile as described in the section below.

- Additional details on the traveler monitoring protocol can be found in the “Guidance for 21-day County Health Department Monitoring of Travelers from Countries Currently Experiencing an Outbreak of Ebola Virus Disease” available at <http://www.floridahealth.gov/diseases-and-conditions/ebola/documents/ebola-guidance-monitoring-travelers-full.pdf>
- Notify the BOE (850-245-4401) about any travelers from impacted countries that are received from sources other than Epi-X.
- CHDs will not be responsible for creating new Profiles within the Ebola Virus Disease (EVD) Travelers outbreak record.
- If you believe a profile is missing from the Ebola Virus Disease (EVD) Travelers outbreak record, please notify your regional epidemiologist/laboratory liaison.

2.2 Accessing a Traveler's Profile:

Access Merlin (<http://merlin.doh.ad.state.fl.us/merlin/default.aspx>).

Go to the Merlin outbreak module by clicking the Outbreak tab from the Merlin home page.



Post Date	Title	Topic	Forum	Criticality	Posted By
04/06/2015	COCA Training Announcement: Conferences and Training (April - May 2015)	CDC Training Opportunities	Training	General Information	Brian
04/03/2015	CDC Influenza Division Key Points 4/3/15	Guidance and Key Points	Influenza and ILI	General Information	Ellen
04/03/2015	Spring Edition of the Partnership for Food Protection Newsletter - April 2015	Outbreak Prevention	Food and Waterborne Disease	General Information	Jamie

Merlin outbreak #1860 will show in the section “Not Yet Submitted for Review-Ongoing Investigation” for every county who has a traveler. Click on the outbreak number to enter the outbreak.

NOTE: Merlin outbreak #1860 is currently on every county's outbreak task list, accessed by clicking the “Outbreak” tab. **Please do not submit the outbreak, as this will remove it from every county's outbreak task list.**

Ebola Traveler Monitoring Data Entry Guidance (Version 2.0)

merlin Outbreak Documentation

Active Outbreaks Search

County: ALACHUA Category: ALL Search

Not Yet Submitted for Review-Ongoing Investigation

Outbreak ID	County	Syndrome	Disease/Hazard	Setting	Cases	Food or Waterborne	First Onset Date	Date CHD Notified	Primary Investigator
1860	STATE		Ebola Hemorrhagic Fever	Other	2	Yes	09/01/2015	09/01/2015	bob smith

Showing 1 to 1 of 1 entries

merlin Outbreak Documentation

Active Outbreaks Outbreak Detail People Search

Outbreak ID: 1860 - STATE - EBOLA VIRUS DISEASE (EVD) TRAVELERS
Outbreak Status: OPEN Outbreak Review Status: Not Submitted

Home > Outbreak Detail

Background

Outbreak ID: 1860 Documents

Outbreak Name: STATE - EBOLA VIRUS DISEASE (EVD) TRAVELERS

Date CHD Notified: 9/1/2015

How First Notified: Other

Reporter Name: CDC

Outbreak Status: OPEN

Date Investigation Started: 10/1/2014

Date Investigation Closed:

Select a syndrome AND/OR disease/hazard:

Syndrome:

Disease/Hazard: Ebola Hemorrhagic Fever - 0659

Estimated Number Ill at Initial Report: 5

Outbreak Investigated: Yes

Investigated: No

Save Submit

Do NOT click the "Submit" button, as this will remove the outbreak from every county's outbreak task list.

Alternatively, to access outbreak #1860 directly from the Merlin home page, type "O1860" in the "Search" box and click the arrow.

merlin

Home Search Outbreak Analysis Resources Task Admin

Search: O1860

Most Recent EpiCom Posts

Post Date	Title	Topic
10/09/2015	Case of Hepatitis E in Hillsborough County, September 2015	Hepatitis E
10/09/2015	Tetanus in an Unvaccinated Adult Male, Collier County	Tetanus
10/08/2015	Call for Cases: Shigella sonnei among resort visitors in Cabo San Lucas, Mexico, August 15,	Shigella

Ebola Traveler Monitoring Data Entry Guidance (Version 2.0)

Once in Merlin outbreak #1860, click the “People” option in the top menu to access the Profile search page. Search for and select an existing outbreak Profile within the outbreak record. You can search for the Profile by the traveler’s name, or by the People ID.

merlin Outbreak Documentation

Active Outbreaks Outbreak Detail **People** Search

Outbreak ID: 1860 - STATE - EBOLA VIRUS DISEASE (EVD) TRAVELERS
Outbreak Status: **OPEN** Outbreak Review Status: **Not Submitted**

Home > Outbreak Detail

Background

Outbreak ID: 1860 [Documents](#)

merlin Communicable Disease Reporting

Home Search **Outbreak** Analysis Resources Task Admin EpiGateway Essence EpiCom Food Recalls SHOTS Help Log Off

Search:

Outbreak
OB Detail

People
Profiles
Contacts
Aggregate Data

People
Add Person

Environmental
Environmental
Settings

Labs
Lab Results
Search ELR

Analysis
Reports

Outbreak Info

Outbreak ID: 1860
Outbreak Date: 10/26/2014
Outbreak Name: STATE - EBOLA VIRUS DISEASE (EVD) TRAVELERS
County: STATE
Outbreak Type: DISEASE
Viral Hemorrhagic Fever - 06590
Outbreak Status: **OPEN**

Search Criteria

County: ALL
Last Name: TEST
First Name: T
Disposition: ALL
Case ID:
People ID:

Search for and select an existing outbreak Person profile.

Search

Outbreak People List

Re-Use Profile	Quantity	ID	Name/Description	Reason/Type	Disposition	Onset Date	Merlin Case #	County/State
<input type="checkbox"/>	1	32199	TESTINGTON, TESS	COMMON SETTING		04/03/2015		LEON

Re-use Profile

After selecting the Profile, scroll down to the Survey Questions section and click the link for the survey.

Survey Questions

Select a survey

[Ebola Virus Disease \(EVD\) Traveler Monitoring Survey - 04/14/2015](#)

New Survey

NOTE: If the person is a repeat traveler (i.e., has completed an active monitoring period and then has been re-exposed to a risk factor, and will be monitored an additional time in Florida), you may need to choose the most recent survey on their profile screen.

Survey Questions

Select a survey

[Ebola Virus Disease \(EVD\) Traveler Monitoring Survey - 03/01/2015](#)

[Ebola Virus Disease \(EVD\) Traveler Monitoring Survey - 04/06/2015](#)

New Survey

3 EBOLA TRAVELER MONITORING SURVEY

3.1 Survey Guidance

- Once the Merlin outbreak profile for a traveler has been created, complete as many of the survey questions for the traveler as possible upon initial notification.
- After contacting and interviewing the traveler, enter and update the data in the Merlin outbreak profile.
 - Information used to create the profile is obtained from the CDC and may not be correct. After interviewing with the traveler, immediately update any data in the Merlin outbreak record that is found to be incorrect.
 - If you find Day 0 (latest date exposed to any risk factor) to be incorrect in the profile, please immediately notify your regional epidemiologist/laboratory liaison.
 - Information obtained during the interview with the traveler will determine their Florida traveler monitoring status (i.e., if they will be monitored in Florida or if they will not be monitored because they are business exempt or never actually came to Florida).
- As more information is gathered during the monitoring period for a traveler that will be monitored in Florida, update the survey.
 - Once a day, before 5:00PM, survey questions, and the Daily Symptom and Temperature Log should be updated in the Merlin outbreak #1860 by the respective CHD.
 - Entering temperature and symptom monitoring data into Merlin on weekends or holidays is not required, but travelers should still be monitored during this time.

3.2 Survey Overview

The Ebola traveler monitoring survey includes the following sections:

1. Outbreak People Detail
2. Clinical
3. Symptoms
4. Contacts
5. Survey
6. Laboratory Results
7. Specimens
8. Documents

3.2.1 Outbreak People Detail Section

The Outbreak People Detail section includes demographic and contact information for the traveler.

- When the profile is created by BOE, this section will be filled in with information received by the CDC via Epi-X.

Ebola Traveler Monitoring Data Entry Guidance (Version 2.0)

- Review the information in this section and update if you have more accurate information after contacting and interviewing the traveler.
- The address and county should be completed with information regarding where the traveler is staying in Florida during the monitoring period and will need to be updated if the traveler moves to another county.

Outbreak People Detail

ID: **New**
Disposition:
Outcome:

Reason Included:

Date Added: 04/14/2015

Last Name: First Name:

Gender:

Date of Birth: Age:


Race:

Ethnicity:

US Address: ☒ Yes ☐ No

Street Name 1:

Street Name 2:

Zip: - 

City: State: Or County:

Home Phone:

Work Phone:

3.2.2 Clinical Section

The Clinical section can be left blank, or you can complete it, if you choose.

Clinical

Investigation Status:

FL Disease Code: Viral Hemorrhagic Fever - 06590

Investigator:

Disposition: Date Disposition:

DX Status:

Date Onset:

Investigated: Date Investigated:

Interviewed: Date Interviewed:

Symptomatic At Interview:

Final Known Outcome: Date Outcome:

Emergency Department Visit:

Inpatient Hospitalization: Inpatient Hospitalization for this Disease:

Prophylaxed:

Day Care: Occupation:

Duration of Illness: In:

Related to Setting: No Settings Defined

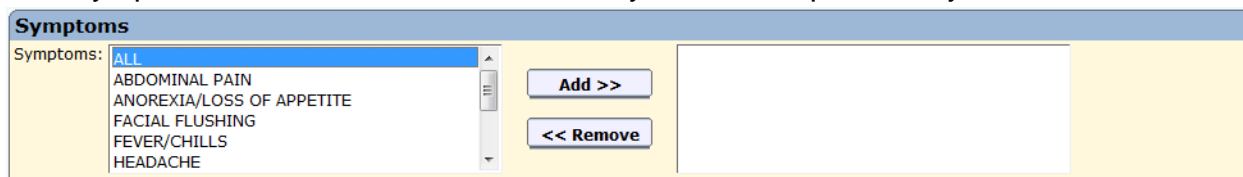
Primary Case (Zero): ☐

CHD First Notified via ELR:

How First Notified:

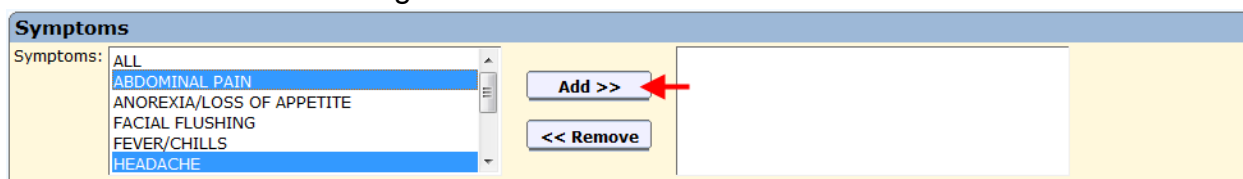
3.2.3 Symptoms Section

The Symptoms section can be left blank, or you can complete it, if you choose.



To add symptoms, select symptoms and then click the Add button.

- You can select multiple symptoms at one time by holding down the Control (Ctrl) button when selecting.



3.2.4 Contacts Section

The Contacts section does not need to be completed.


3.2.5 Survey Section

Several questions have been removed and redesigned to streamline the survey. A table has been added for the 21-day temperature and symptom log.

3.2.5.1 Survey Questions

Verify any information entered by the BOE when the profile was created and complete questions missing information.

- Question 1: Indicate whether the CHD has made contact with the traveler.
 - **NOTE:** For the traveler to show up correctly in the Ebola traveler monitoring reports, the question must be answered as soon as possible after contact with traveler has been made.



Ebola Traveler Monitoring Data Entry Guidance (Version 2.0)

- Questions 2 - 5: Specify and describe which risk factors the traveler has been in contact with and the last dates exposed.
 - **NOTE:** BOE will enter risk factor data, including last dates exposed, based on information obtained from the CDC. If you find any incorrect information after interviewing the traveler, update this information in the profile as soon as possible and let your regional epidemiologist/lab liaison know.

2. **Has the traveler visited, worked, or resided in an impacted country in the past 21 days?**

a. If yes, specify country:

☐ Guinea ☐ Mali
☐ Liberia ☐ Sierra Leone

b. If yes, last date in any impacted country:

c. If yes, date of arrival in U.S.:

Arrival city:

d. If yes, did the traveler have contact with bats or primates (dead or alive)?

e. If yes, did the traveler have contact with human remains?

3. **Has the traveler had contact with persons known or suspected to have Ebola in the past 21 days?**

a. If yes, last date exposed:

b. If yes, describe:

4. **Has the traveler worked as a health care provider in a facility with Ebola patients in the past 21 days?**

a. If yes, last date exposed:

b. If yes, describe:

5. **Has the traveler worked in a laboratory with specimens from Ebola patients in the past 21 days?**

a. If yes, last date exposed:

b. If yes, describe:

- Question 6: Select the traveler's Florida risk category (Low, High, or Unknown).

6. **Florida risk category:**

a. If high risk, specify exposure:

Low
High
Unknown

- If the traveler is high risk, specify the exposure.

6. **Florida risk category:**

a. If high risk, specify exposure:

High

Ebola Traveler Monitoring Data Entry Guidance (Version 2.0)

- Question 7: Select the monitoring status for the traveler.
 - **NOTE:** This question must be answered for the traveler to show up correctly in the Ebola traveler monitoring reports.
 - If the traveler is business exempt (see definition above), select “Will not be monitored in Florida; business exemption.”
 - If the traveler never actually arrived in Florida, select “Will not be monitored in Florida; never coming to Florida.”
 - If the traveler will be monitored in Florida, select “Will be monitored in Florida.”

7. Please choose the appropriate monitoring status for the traveler following their return from an impacted country or after the occurrence of any other risk factor above.

If the traveler will not be monitored in Florida, no further investigation or data entry is needed.

If the traveler will be monitored in Florida, please complete the survey below, including the 21-day temperature log.

- Question 8: Verify the date for Day 0 (latest date exposed to any risk factor).
 - **NOTE:** This question can only be edited by Admin level users. Changing the answer to this question will automatically change the dates in the temperature and symptom log but the data does not shift with the dates. This would leave the data offset.
 - If you find Day 0 (latest date exposed to any risk factor) to be incorrect in the profile, please immediately notify your regional epidemiologist/laboratory liaison.

8. Day 0 (latest date exposed to any risk factor):

/ /

If after speaking to the traveler, you believe Day 0 to be different than what is currently displayed above, please contact your [regional epidemiologist/laboratory liaison](#).

3.2.5.2 21-Day Temperature and Symptom Log

For each day of the 21-day monitoring period, enter the traveler’s temperature, any symptoms, and the jurisdiction information for the both the morning and evening monitorings.

21-day temperature log																		
Day	Date	Symptomatic	Symptoms	AM jurisdiction	County	State	Country	AM temp (°F)	AM temp time	AM temp directly observed	PM jurisdiction	County	State	Country	PM temp (°F)	PM temp time	PM temp directly observed	Date
0																		
1																		
2																		
3																		
18																		
19																		
20																		
21																		

3.2.5.3 Additional Notes

Additional Notes:

3.2.6 Laboratory Results Section

The Laboratory Results section can be left blank.

3.2.7 Specimens Section

The Specimens section can be left blank.

3.2.8 Documents Section

The Documents section can be left blank, or you can complete it, if you choose.

4 EBOLA TRAVELER MONITORING REPORTS

Under the Analysis tab, new Ebola specific reports have been added under Event Specific Reports.

EVENT SPECIFIC REPORTS

- Measles Contact Investigation Summary
- Measles Case/PUI Investigation Summary
- Ebola Reports**

Analysis | Home | Search | Outbreak | Resources | Task | Admin | EpiGateway | Essence | EpiCom | Food Recalls

SHOTS | Help | Log Off

Ebola Report

Outbreak ID: 1860

Choose Option:

- County - Follow Up Report
- County - Monitoring Days Report
- State - Data Validation Report
- State - Follow Up Report
- State - Traveler Line List
- State - Traveler Monitoring Summary**

View Report

4.1 State - Traveler Monitoring Summary

The State Traveler Monitoring Summary provides aggregate counts of all the travelers that are currently monitored, have completed their monitoring, or were not monitored because they were never in Florida.

4.1.1 Table 1: Traveler Monitoring Statuses

The Traveler Monitoring Statuses table provides aggregate counts of travelers by their monitoring statuses.

Traveler Monitoring Summary	
Table 1: Traveler Monitoring Statuses	
Count Type	Travelers
Travelers with Florida destination reported by CDC	329
Travelers contacted by county health department	329
Travelers confirmed not in Florida	18
Travelers confirmed in Florida	311
Travelers currently monitored	34
TOTAL	329

4.1.2. Table 2: Travelers Confirmed in Florida by Initiating County

The Travelers Confirmed in Florida by Initiating County table provides aggregate counts of travelers with confirmed arrival in Florida by initiating county. The table includes total counts of travelers by initiating county as well as counts of travelers currently being monitored by initiating county.

Table 2: Travelers Confirmed in Florida by Initiating County		
County	Total	Currently Monitored
BAY	4	
BREVARD	10	2
BROWARD	27	1
CHARLOTTE	1	1
CITRUS	1	
CLAY	5	
COLLIER	5	
COLUMBIA	1	
DADE	54	11
DUVAL	12	1
ESCAMBIA	6	
FLAGLER	1	
HERNANDO	3	
HIGHLANDS	1	
HILLSBOROUGH	21	2
INDIAN RIVER	1	
LAKE	3	2
LEE	7	
LEON	7	3
MANATEE	6	1
MARION	2	
MARTIN	2	
MONROE	2	
NASSAU	1	
OKALOOSA	5	
ORANGE	38	3
OSCEOLA	5	1
PALM BEACH	20	3
PINELLAS	18	2
POLK	3	1
PUTNAM	1	
ST. JOHNS	2	
ST. LUCIE	3	
SARASOTA	1	
SEMINOLE	12	1
SUMTER	2	
VOLUSIA	6	
WALTON	1	
TOTAL	311	34

4.1.3 Drilldown functionality

The State Traveler Monitoring Summary contains drilldown functionality. Clicking on a number in the report will generate a list line of the travelers included in that count.

Table 2: Travelers Confirmed in Florida by Initiating County		
County	Total	Currently Monitored
BAY	4	
BREVARD	10	2

Traveler Monitoring Summary													
Profile ID	Last Name	First Name	Age	Initial FL County	Current FL County	FL Monitoring Status	FL Risk Category	Exposure Type(s)	Last Exposure Date (Day 0)	Date of Arrival in US	Date of Arrival in FL	End of 21-Day Active Monitoring	Traveler Developed Ebola While in Florida
32429				BROWARD	BROWARD	Currently monitoring	Low	Traveled to impacted country (Liberia)	04/18/2015	04/09/2015	04/18/2015	05/09/2015	
31742			54	PALM BEACH	PALM BEACH	Currently monitoring	Low	Traveled to impacted country (Liberia)	04/02/2015	04/02/2015	04/02/2015	04/23/2015	
31891			56	DADE	DADE	Currently monitoring	Low	Traveled to impacted country (Sierra Leone)	04/17/2015	04/17/2015	04/18/2015	05/08/2015	
32393				DADE	DADE	Currently monitoring	Low	Traveled to impacted country (Liberia)	03/31/2015	04/01/2015	03/31/2015	04/21/2015	No
32390			78	POLK	POLK	Currently monitoring	Low	Traveled to impacted country (Liberia)	03/31/2015	04/01/2015	03/31/2015	04/21/2015	
32435			50	MANATEE	MANATEE	Currently monitoring	Low	Traveled to impacted country (Sierra Leone)	04/12/2015	04/13/2015	04/12/2015	05/03/2015	

Ebola Traveler Monitoring Data Entry Guidance (Version 2.0)

4.2 State - Traveler Line List

The State Traveler Line List is a line list of all the travelers that are currently monitored, have completed their monitoring, or were never monitored because they were never in Florida.

- **NOTE:** Clicking on the Total count in the State Traveler Monitoring Summary will also generate this line list.

Profile ID	Last Name	First Name	Age	Initial FL County	Current FL County	FL Monitoring Status	FL Risk Category	Exposure Type(s)	Last Exposure Date (Day 0)	Date of Arrival in US	Date of Arrival in FL	End of 21-Day Active Monitoring	Traveler Developed Ebola While in Florida
32052			45			Never monitored in Florida				12/31/2014	12/31/2014	01/21/2015	
31751			30			Never monitored in Florida				10/26/2014	10/26/2014	11/16/2014	
32093			42			Never monitored in Florida				12/20/2014	12/20/2014	01/10/2015	
32095			45			Never monitored in Florida	Low	Traveled to impacted country (Liberia)		12/19/2014	12/20/2014	01/09/2015	
31780			67			Never monitored in Florida		Contact of case					
32012			46			Never monitored in Florida	Low	Traveled to impacted country (Liberia)		11/01/2014	11/01/2014	11/22/2014	
						Never monitored in Florida		Traveled to impacted country (Mali)		12/24/2014	12/24/2014	01/14/2015	

4.3 State - Follow Up Report

The State Follow Up Report is designed for state-level users to view daily action items for traveler monitoring, but CHDs may find the information useful.

Profile ID	Last Name	First Name	Initiating County	Traveler Contacted by CHD	Last Exposure Date (Day 0)	Date of Arrival in Florida	End of 21-day Monitoring Period	Action	Additional Info	Survey
32395			PALM BEACH	Yes	03/31/2015	03/31/2015	04/21/2015	Needs monitoring status		Ebola Virus Disease (EVD) Traveler Monitoring Survey - 04/13/2015
32383			PINELLAS	Yes	03/30/2015	03/30/2015	04/20/2015	Completed 21-day monitoring period, confirm no symptoms developed		Ebola Virus Disease (EVD) Traveler Monitoring Survey - 04/14/2015
32384			PINELLAS	Yes	03/30/2015	03/30/2015	04/20/2015	Completed 21-day monitoring period, confirm no symptoms developed		Ebola Virus Disease (EVD) Traveler Monitoring Survey - 04/14/2015

4.4 State - Validation Report

The State Validation Report is for state-level users to identify missing or invalid data, but CHDs may find the information useful.

Profile ID	Last Name	First Name	Violation	Additional Info	Survey
32395			Missing monitoring status		Ebola Virus Disease (EVD) Traveler Monitoring Survey - 04/13/2015
32440			No confirmed jurisdiction		Ebola Virus Disease (EVD) Traveler Monitoring Survey - 04/16/2015
			Jurisdiction missing	Day 0 / Date 04/15/2015	Ebola Virus Disease (EVD) Traveler Monitoring Survey - 04/16/2015
			Jurisdiction missing	Day 1 / Date 04/16/2015	Ebola Virus Disease (EVD) Traveler Monitoring Survey - 04/16/2015
			Jurisdiction missing	Day 2 / Date 04/17/2015	Ebola Virus Disease (EVD) Traveler Monitoring Survey - 04/16/2015
			Jurisdiction missing	Day 3 / Date 04/18/2015	Ebola Virus Disease (EVD) Traveler Monitoring Survey - 04/16/2015
			Jurisdiction missing	Day 4 / Date 04/19/2015	Ebola Virus Disease (EVD) Traveler Monitoring Survey - 04/16/2015
			Jurisdiction missing	Day 5 / Date 04/20/2015	Ebola Virus Disease (EVD) Traveler Monitoring Survey - 04/16/2015
			Jurisdiction missing	Day 6 / Date 04/21/2015	Ebola Virus Disease (EVD) Traveler Monitoring Survey - 04/16/2015
32436			AM country missing	Day 21 / Date 04/18/2015	Ebola Virus Disease (EVD) Traveler Monitoring Survey - 04/15/2015
			PM country missing	Day 21 / Date 04/18/2015	Ebola Virus Disease (EVD) Traveler Monitoring Survey - 04/15/2015
32162			Jurisdiction missing	Day 1 / Date 01/23/2015	Ebola Virus Disease (EVD) Traveler Monitoring Survey - 04/13/2015

4.5 County - Monitoring Days Report

The County Monitoring Days Report is designed for CHD-level users to see how many travelers have been in their county, how many days those travelers were monitored in that county, how many temperature observations were recorded for those days, and how many of the expected temperatures recordings were completed. Users are able to specify which counties to include in the report.

Ebola Report

Outbreak ID: 1860 Choose Option: County - Monitoring Days Report

County: ALL

Add >> << Remove

ALACHUA
BAKER
BAY
BRADFORD
BREVARD
BROWARD
CALHOUN
CHARLOTTE

View Report

County - Monitoring Days Report

County Name	Number of Travelers Monitored	Total of Jurisdiction Days	AM Temp Observations	PM Temp Observations	Total Temp Observations	Total Expected Temp Observations	Percent of Expected Observations Completed
ALACHUA	18	251.0	249	253	502	502	100.0%
BAKER	1	0.5	1	0	1	1	100.0%
BAY	6	81.5	79	84	163	163	100.0%
BRADFORD	1	0.5	1	0	1	1	100.0%

4.6 County - Follow Up Report

The County Follow Up Report is designed for CHD-level users to view daily action items for traveler monitoring. Users are able to specify which counties to include in the report.

Ebola Report

Outbreak ID: 1860 Choose Option: County - Monitoring Days Report

County: ALL

Add >> << Remove

ALACHUA
BAKER
BAY
BRADFORD
BREVARD
BROWARD
CALHOUN
CHARLOTTE

View Report

County - Follow Up Report

Profile ID	Last Name	First Name	Violation	Additional Info	Survey
32201			Missing AM Temp	County / Date 02/26/2015	Ebola Virus Disease (EVD) Traveler Monitoring Survey - 02/10/2015
			Missing PM Temp	County / Date 02/26/2015	Ebola Virus Disease (EVD) Traveler Monitoring Survey - 02/10/2015
31907			Missing PM Temp	County / Date 11/24/2014	Ebola Virus Disease (EVD) Traveler Monitoring Survey - 11/23/2014
			Missing AM Temp	County / Date 11/26/2014	Ebola Virus Disease (EVD) Traveler Monitoring Survey - 11/23/2014
			Missing PM Temp	County / Date 11/26/2014	Ebola Virus Disease (EVD) Traveler Monitoring Survey - 11/23/2014
32962			Missing AM Temp	County / Date 08/25/2015	Ebola Virus Disease (EVD) Traveler Monitoring Survey - 08/20/2015
			Missing PM Temp	County / Date 08/25/2015	Ebola Virus Disease (EVD) Traveler Monitoring Survey - 08/20/2015
			Missing AM Temp	County / Date 08/26/2015	Ebola Virus Disease (EVD) Traveler Monitoring Survey - 08/20/2015
			Missing PM Temp	County / Date 08/26/2015	Ebola Virus Disease (EVD) Traveler Monitoring Survey - 08/20/2015