

Summary

June 2018

State activity:

- **Five mumps cases were reported among four counties in June.**
 - Mumps cases have been elevated since April 2017 with a peak of 20 cases reported in August 2017; trends for 2018 will continue to be monitored closely.
 - From January 1, 2018 through June 30, 2018, 36 cases of mumps were reported among ten of Florida's 67 counties.
- In Florida, the number of reported mumps cases has remained relatively low over the past five years but has steadily increased since 2015 (10 cases), with a large spike in 2017 (70 cases). The last time the number of reported cases reached 2017 levels was in the 1990s.
- **No outbreaks of mumps were reported in June.**
 - In 2017, the majority of mumps cases were associated with outbreaks or household clusters.
 - While mumps outbreaks can occur in highly-vaccinated communities, high vaccination coverage limits the size, duration, and spread of outbreaks.
- **In June, the highest incidence of mumps was in children age 6-11 years old.**
- **Vaccination is the best way to prevent mumps infections.** In June, 20% of cases were not up-to-date on their mumps vaccinations.
- In recent months, cases not up to date on mumps vaccinations were more likely to visit the emergency department and require inpatient hospitalization. In general, those who have received at least one mumps vaccination even if they later develop disease suffer less severe outcomes than those who have never been vaccinated.
- To learn more about mumps, please visit <http://www.floridahealth.gov/mumps>.

National activity:

- Since 1989 when the two dose vaccination program was introduced, the number of mumps cases has fluctuated from a few hundred to a few thousand per year. Some years had higher numbers of cases than others mainly because of several large outbreaks in close-contact settings.
- In 2016, there were over 6,000 cases of mumps reported, and in 2017 there were over 5,600 cases reported. Since 2013, the 18-22 year age group has had the highest incidence of mumps, largely driven by outbreaks and waning immunity among this age group. About half of the outbreaks reported since 2016 have been associated with colleges and universities, primarily affecting young adults.
- The Advisory Committee on Immunization Practices recently recommended a third mumps virus-containing vaccine for certain populations identified by public health authorities as being at increased risk of mumps because of an outbreak. To learn more, please visit <https://www.cdc.gov/mmwr/volumes/67/wr/mm6701a7.htm>.

Map 4

Map 4 shows the cumulative mumps incidence rates per 100,000 population, January through June 2018 (green shading). Counties with one or more cases reported in June 2018 are highlighted in pink.

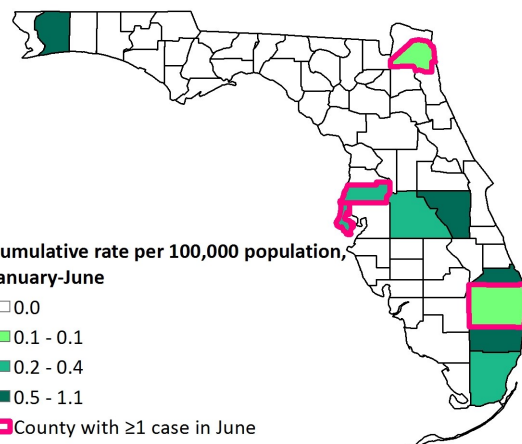
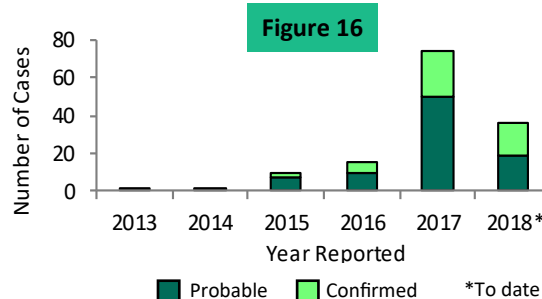


Figure 16 shows the number of confirmed and probable cases of mumps reported into Merlin, 2013 through June 2018.



Surveillance goals:

- Mumps surveillance is conducted to identify and control outbreaks and monitor trends and severe outcomes.
- Surveillance is also conducted to monitor effectiveness of immunization programs and vaccines. For more information on the data sources used in Florida for mumps surveillance, see page 11 ►

Mumps Cases by Month Reported

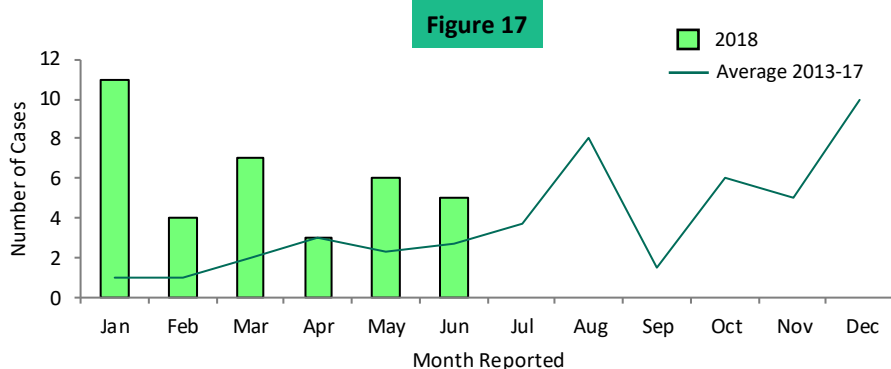


Figure 17 shows the number of confirmed and probable cases of mumps reported into Merlin, January through June 2018 and the previous five-year average.

In June, the number of reported mumps cases decreased from that in May but was still above the previous five-year average for the ninth month in a row. The number of cases have remained elevated since April 2017.

Mumps Outbreaks

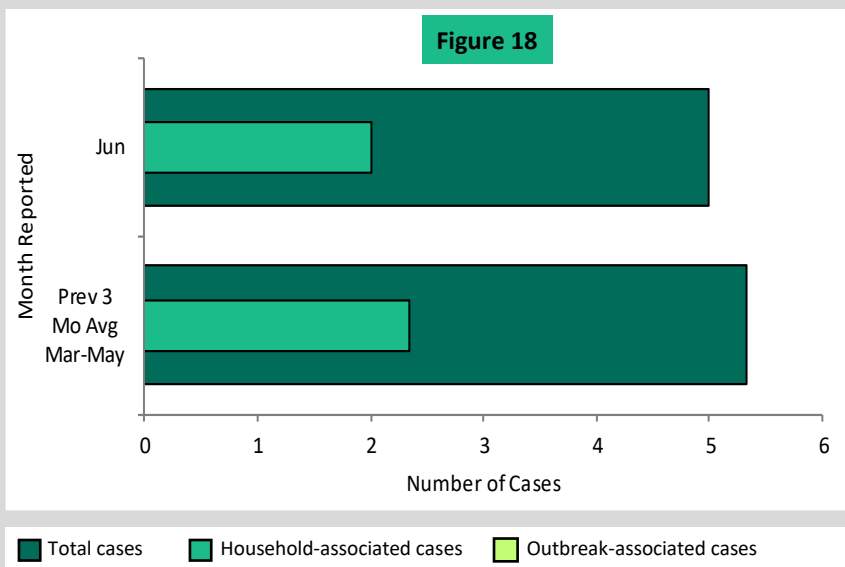
Figure 18 shows the number of confirmed and probable cases that were associated with at least one other case and the total number of confirmed and probable cases as reported into Merlin, June 2018 and the previous three-month average. Cases associated with at least one other case are shown by type of association.

In June, two (40%) cases were associated with transmission within a household.

Outbreak Summary:

No outbreaks of mumps have been reported in 2018. All outbreak-associated cases reported in 2018 were identified during outbreak investigations that began in December 2017 and closed in January 2018.

See [page 11](#) for outbreak definitions.



Mumps Age-Specific Incidence Rates

Figure 19



Figure 19 shows the age-specific incidence rates of confirmed and probable cases of mumps, as reported into Merlin, June 2018.

In June, the mumps incidence rate was highest among children age 6-11 years old at 0.07 cases per 100,000 population. There were no cases of mumps reported for two of the age groups in June 2018. Although the incidence rate was low among adults age 19 and older, 64% of cases reported so far in 2018 were in this age group.

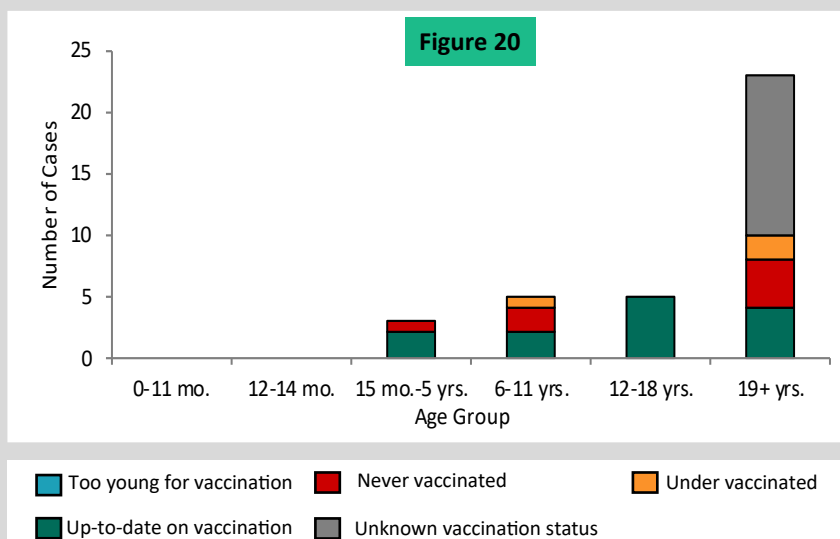
Vaccination History for Mumps Cases

UTD = up-to-date

Figure 20 shows the vaccination status of mumps cases by age group for confirmed and probable cases of mumps, as reported into Merlin, January through June 2018 (n=36).

Mumps vaccinations are recommended at 12-15 months of age and again at 4-6 years of age. Three (60%) individuals age 6-11 years were not up-to-date on mumps vaccinations and 19 (83%) individuals age 19 years or older were not up-to-date or had unknown vaccination status.

See [page 11](#) for links to CDC recommended vaccination schedules.



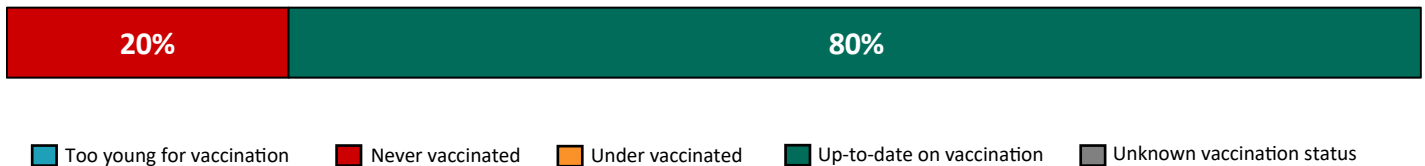
Mumps Cases by Vaccination Status

UTD = up-to-date

Figure 21 shows the percent of confirmed and probable pertussis cases for each vaccination status, as reported into Merlin, June 2018.

Although individuals who have been vaccinated can still get mumps, complete and timely vaccination remains the best way to prevent mumps and severe complications. In June, 20% of cases were never vaccinated for mumps.

Figure 21



■ Too young for vaccination
 ■ Never vaccinated
 ■ Under vaccinated
 ■ Up-to-date on vaccination
 ■ Unknown vaccination status

Mumps Outcomes

UTD = up-to-date, ED = emergency department

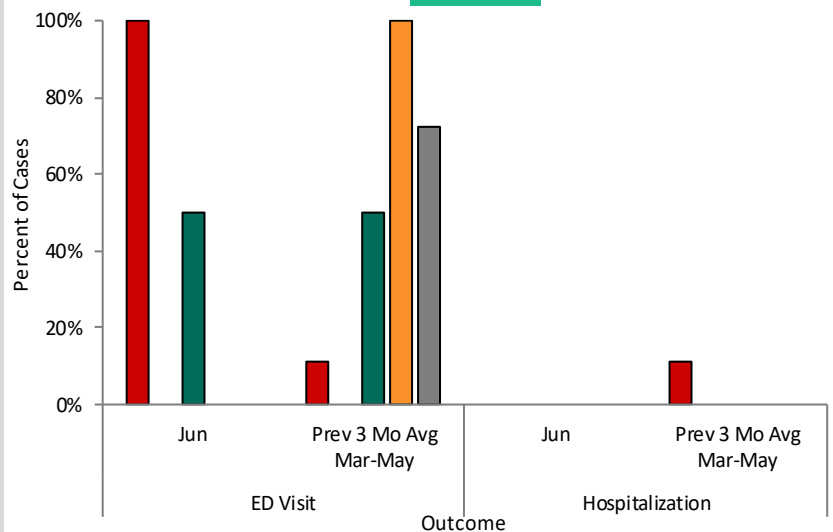
Figure 22 shows the percent of confirmed and probable cases of mumps with select outcomes by vaccination status, as reported into Merlin, June 2018 and the previous three-month average.

In June, individuals who had never been vaccinated were more likely to visit the emergency department.

Orchitis (testicular inflammation) is the most common complication from mumps in males. From January through June 2018, four (11%) cases reported orchitis; two were never vaccinated and two had an unknown vaccination status.

In general, those who received at least one dose of mumps vaccination, even if they later develop disease, have less severe outcomes than those who have never been vaccinated.

Figure 22



■ Too young for vaccination
 ■ Never vaccinated
 ■ Under vaccinated
■ Up-to-date on vaccination
 ■ Unknown vaccination status

Case Data

- Current case information is preliminary and will change as new data are gathered. The most recent data available are displayed in this report.
- Pertussis, varicella, and mumps are reportable diseases in Florida. Case information is documented by county health department (CHD) epidemiologists in Merlin, Florida's reportable disease surveillance system.
- CHD epidemiologists also report outbreaks of pertussis, varicella, and mumps into Merlin.
 - Household-associated cases are defined as two or more cases exposed within the same household.
 - Pertussis and mumps outbreaks are defined as two or more cases associated with a specific setting outside of a household.
 - Varicella outbreaks are defined as five or more cases associated with a specific setting outside of a household.
- For more information about reportable diseases, please visit www.Floridahealth.gov/diseasereporting.
- For more information about Florida's guides to surveillance and investigation, including disease specific probable and confirmed case definitions, please visit www.Floridahealth.gov/gsi.
- For the full article on a Minnesota outbreak of measles, please visit <https://www.cdc.gov/mmwr/volumes/66/wr/mm6627a1.htm>

Population Data

- Population data used to calculate incidence rates are from FLHealthCHARTS (Community Health Assessment Resource Tool Set).
- For more information about FLHealthCHARTS, please visit www.flhealthcharts.com.

Vaccination Data

- Vaccination data from cases are from Merlin, as identified by CHD epidemiologists.
- Vaccination status is determined using the Advisory Committee on Immunization Practices Recommended Immunization Schedule for Children and Adolescents Aged 18 Years or Younger, 2018.
- Cases are considered up-to-date if they have received the recommended number of doses of vaccine for a particular disease for their age at the time of their illness onset. Cases are considered under vaccinated if they have received at least one but not all doses of vaccine recommended for a particular disease for their age at the time of their illness onset.
- For more information about immunization schedules, please visit <https://www.cdc.gov/vaccines/schedules/index.html>.
- For a full text version of a new study on pertussis vaccination, please visit <http://www.cidid.org/publications-1/2018/3/29/the-impact-of-past-vaccination-coverage-and-immunity-on-pertussis-resurgence>