

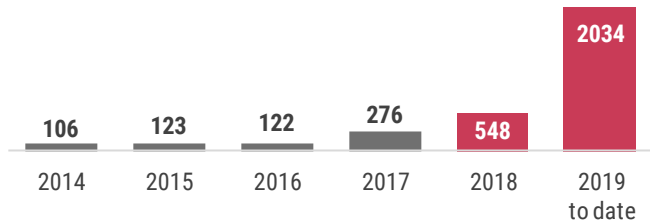
Hepatitis A Surveillance

January 1, 2018–July 27, 2019

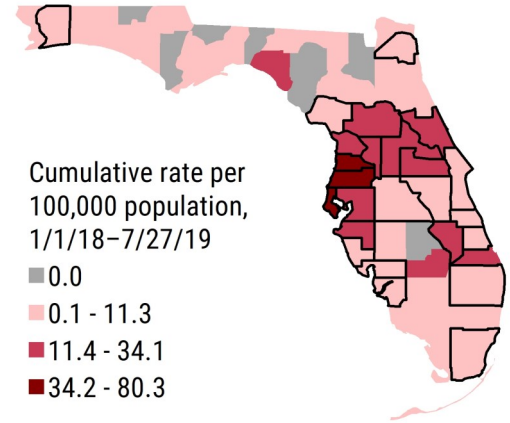


From January 1, 2018 through July 27, 2019, **2,582 hepatitis A cases** were reported. ▼

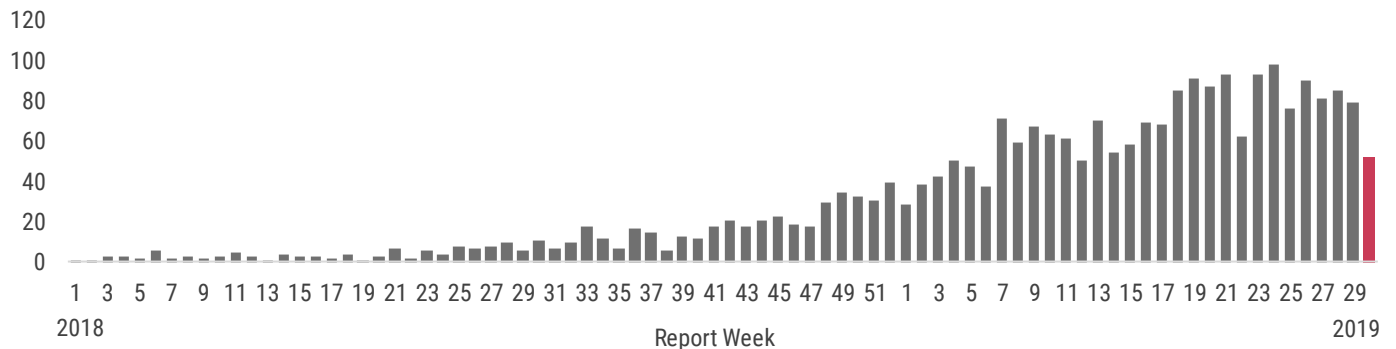
The number of reported hepatitis A cases more than doubled from 2016 to 2017 and nearly doubled again in 2018 after remaining relatively stable in previous years. Case counts in 2019 have already surpassed those in 2018.



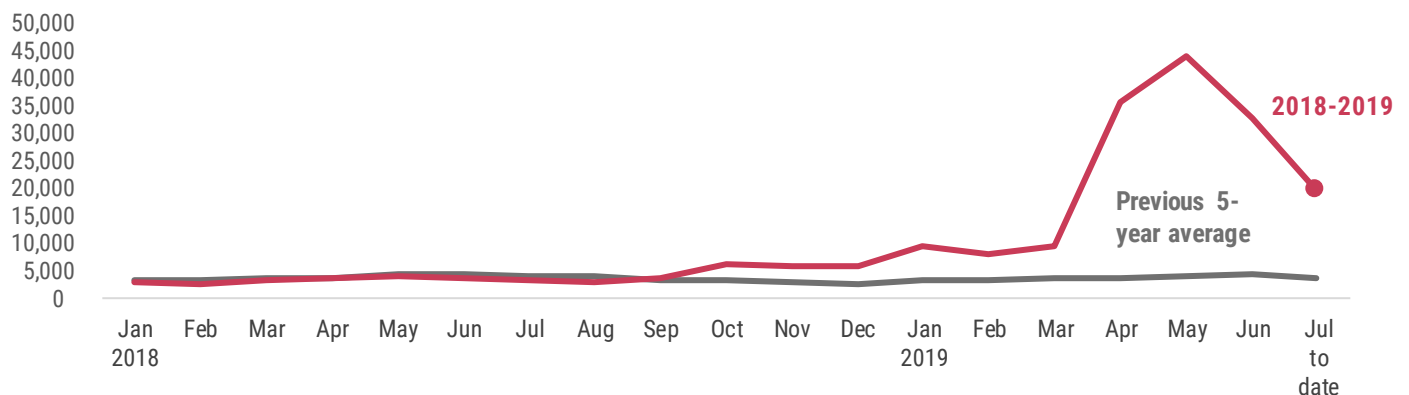
Counties that reported a hepatitis A case in week 30 (7/21/19–7/27/19) are **outlined in black**. Since January 1, 2018, 98% of cases have likely been acquired locally in Florida. ▼



There were **53 hepatitis A cases** reported in week 30 (7/21/19–7/27/19). Weekly case counts have steadily increased overall since week 1, 2018. ▼



The Florida Department of Health is actively working to vaccinate those most at risk for hepatitis A infection. Since October 2018, **the number of first doses of hepatitis A vaccine administered by both private providers and county health departments to adults age 18 years and older, as recorded in Florida SHOTS**, remained well above the previous 5-year-average. In week 30 (7/21/19–7/27/19), 4,227 doses were administered. **Vaccination is the best way to prevent hepatitis A infection.** ▼



Hepatitis A Surveillance Systems Summary

Case Data

- Current case data are preliminary and will change as new information is gathered. The most recent data available are displayed in this report.
- Hepatitis A is a reportable disease in Florida. Case information is documented by county health department epidemiologists in Merlin, Florida's reportable disease surveillance system.
 - Only Florida residents are included in case counts. Hepatitis A case counts include both confirmed and probable cases.
- Map counts and rates are determined by the individual's county of residence; these data do not take into account location of exposure.
- For more information about reportable diseases, please visit [FloridaHealth.gov/DiseaseReporting](https://www.floridahealth.gov/DiseaseReporting).
- For more information about Florida's guides to surveillance and investigation, including disease-specific surveillance case definitions, please visit [FloridaHealth.gov/GSI](https://www.floridahealth.gov/GSI).

Population Data

- Population data from 2019 used to calculate incidence rates are from FLHealthCHARTS (Community Health Assessment Resource Tool Set).
- For more information about FLHealthCHARTS, please visit [FLHealthCharts.com](https://www.flhealthcharts.com).

Vaccination Data

- Vaccination data are from Florida's statewide immunization registry, Florida SHOTS. Use of Florida SHOTS is optional for most providers.
- For more information about Florida SHOTS, please visit flshotsusers.com.