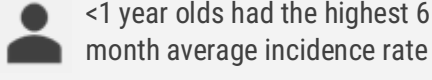
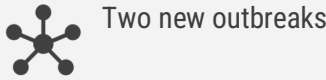
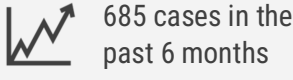

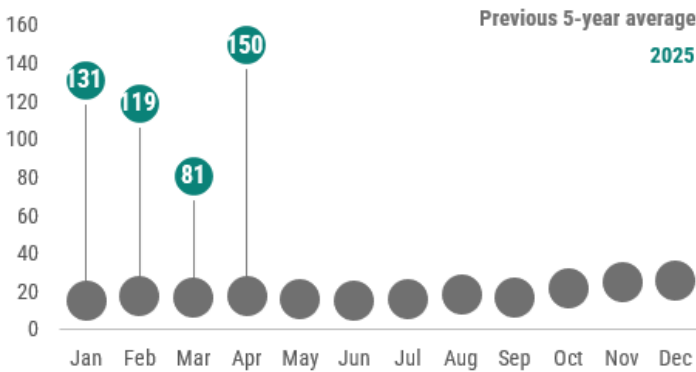


# Pertussis Surveillance

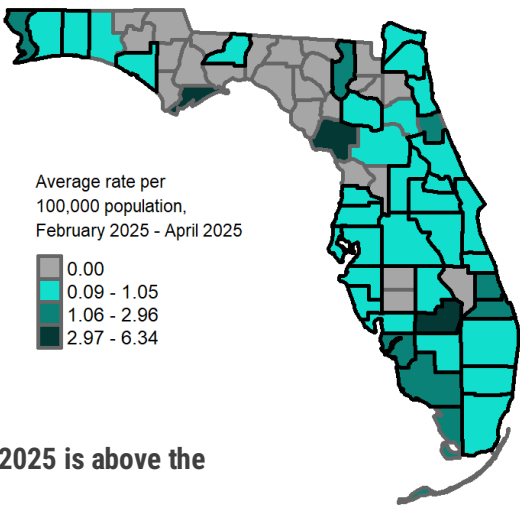
## April Key Points



 The number of pertussis cases reported in April increased from the previous month and was above the previous 5-year average.

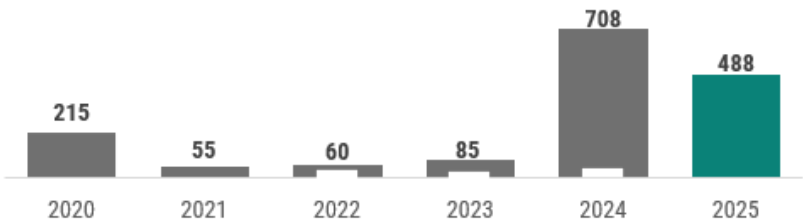


In April 2025, 150 pertussis cases were reported in 35 counties, outlined in black in the map below. From February 2025 through April 2025 the average county rates varied throughout the state.




In 2025, 488 pertussis cases<sup>†</sup> were reported. The number of cases in 2025 is above the number of cases reported at this time in 2020-2024.

<sup>†</sup> CDC MMWR report year



\*The white bars indicate the total number of cases as of April for each year

 In April 2025, 5 pertussis cases were outbreak-associated. In the past 6 months, there was an average of 30 household-associated cases, an average of 5 outbreak-associated cases and an average of 113 total cases. From November 2023 to April 2024, there was an average of 4 household-associated cases, an average of 1 outbreak-associated cases and an average of 20 total cases. For most pertussis cases, exposure to other known cases is not identified and are not able to be linked to outbreaks.


	Household-associated	Outbreak-associated	Total cases
6 Mo Avg Nov 2024- Apr 2025	30	5	113
6 Mo Avg Nov 2023- Apr 2024	4	1	20

## Pertussis Surveillance




There was an average of **1 contact per case** between November 2023 and April 2024 and an average of **2 contacts per case** between November 2024 and April 2025. Contacts are classified as people whom antibiotics were recommended to prevent illness. Antibiotics can shorten the amount of time cases are contagious and can also be used to prevent illness in those exposed. Understanding pertussis transmission is a key factor in decreasing pertussis infections. In Florida, transmission setting is not routinely identified for non-outbreak cases.

### November 2023 to April 2024




### November 2024 to April 2025



The average incidence rate was highest among **<1 year olds** at **9.10 cases per 100,000 population** between November 2024 and April 2025. Infants experience the greatest burden of pertussis infections, not only in number of cases but also in severity. Infants <2 months old are too young to receive vaccinations against pertussis, which is why vaccination of parents, siblings, grandparents, and other age groups is important in infection prevention among infants.

● November 2023 to April 2024

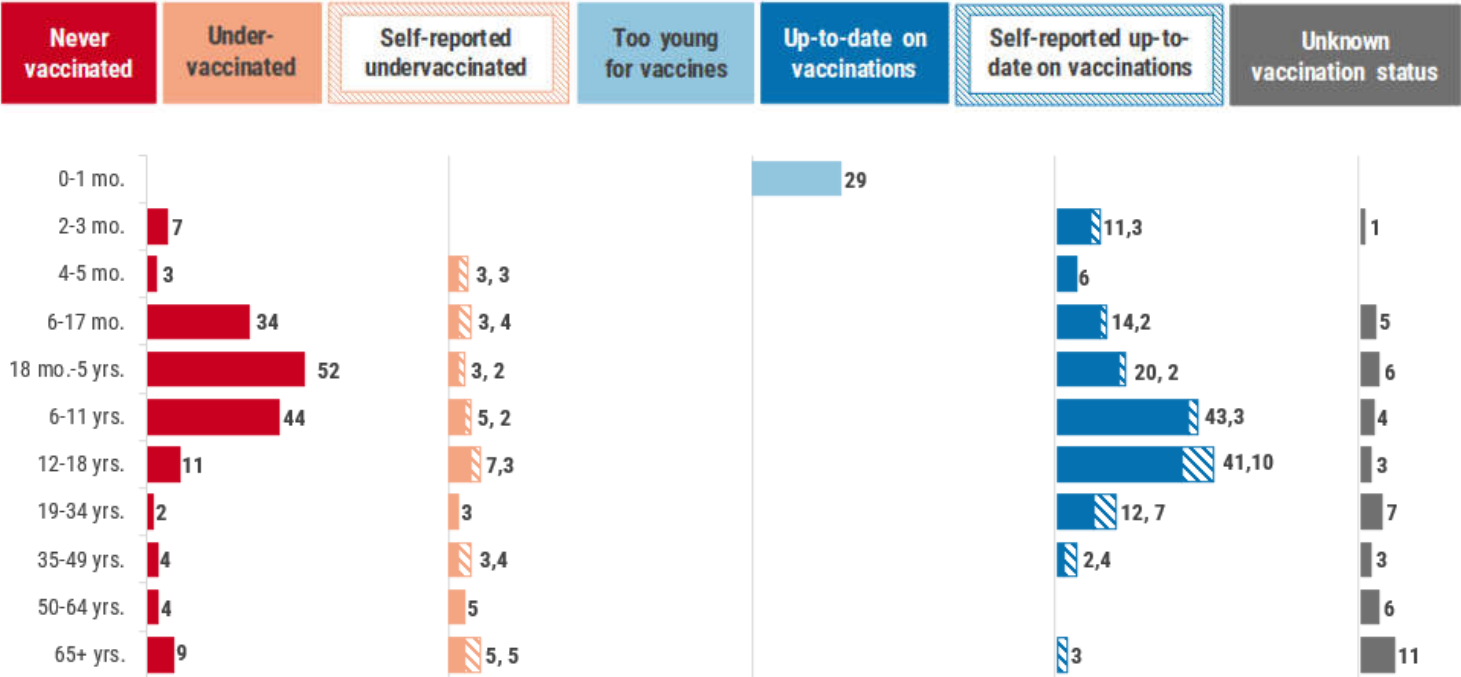
● November 2024 to April 2025



# Pertussis Surveillance



In 2025, over half of cases reported were not up-to-date on their pertussis vaccinations. **In general, those who have received at least one pertussis vaccination have less severe outcomes than those who have never been vaccinated.** If a person was born before January 1st, 1982, the current pertussis immunization recommendation would not have been implemented when they were receiving their childhood immunizations. Based on the case's age, **57 cases** would not have been vaccinated under the current childhood immunization recommendations.



## National activity

Nationally, the number of reported pertussis cases were lower than usual in recent years. The number of pertussis cases reported in 2025 has increased across the United States which may imply that pertussis reports are returning to more typical trends. Preliminary data reported to Centers for Disease Control and Prevention (CDC) in January of 2024, shows that there are six times as many cases than were reported at the same time in 2023.

## Pertussis surveillance goals

- Identify cases to limit transmission in settings with infants or others who may transmit pertussis to infants
- Identify and prevent outbreaks
- Identify transmission settings in non-outbreak cases to prevent the spread of sporadic cases
- Identify contacts of cases and recommend appropriate prevention measures, including exclusion, antibiotic prophylaxis, and immunization
- Monitor the effectiveness of immunization programs and vaccines

To learn more about pertussis, please visit [FloridaHealth.gov/Pertussis](https://FloridaHealth.gov/Pertussis). For more information on the data sources used in Florida for pertussis surveillance, see the last page of this report.