


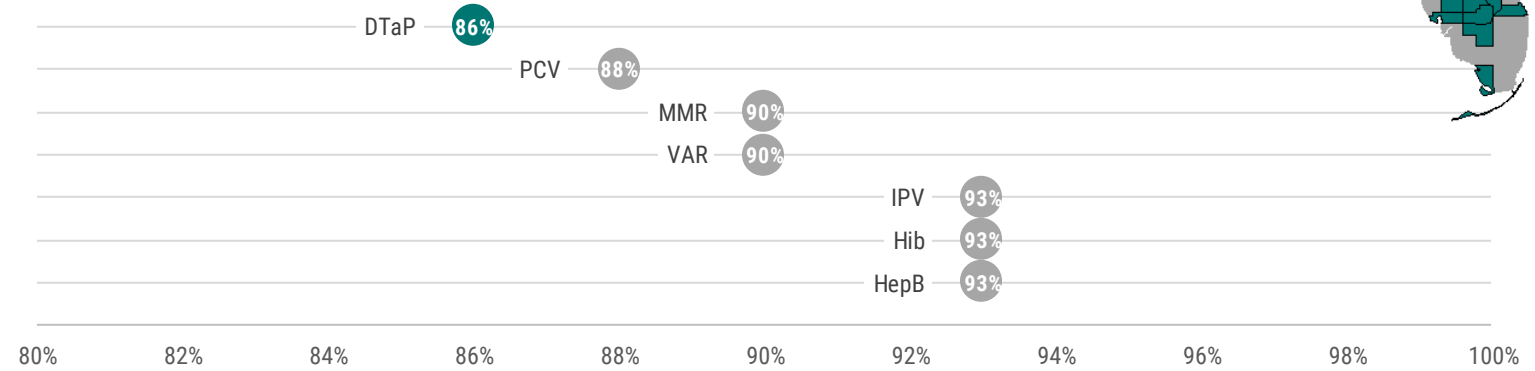
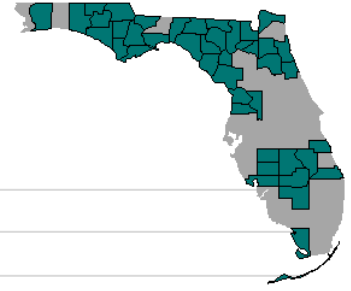


Santa Rosa County Immunization Coverage


Key Points


-  **84%** of 2-year-old children in Santa Rosa County were **up to date** on vaccinations in 2017.
-  The **diphtheria, tetanus, and acellular pertussis vaccination series** had the **lowest** completion rate.
-  The percent of children with a **religious exemption** in Santa Rosa County is **higher** than that statewide.

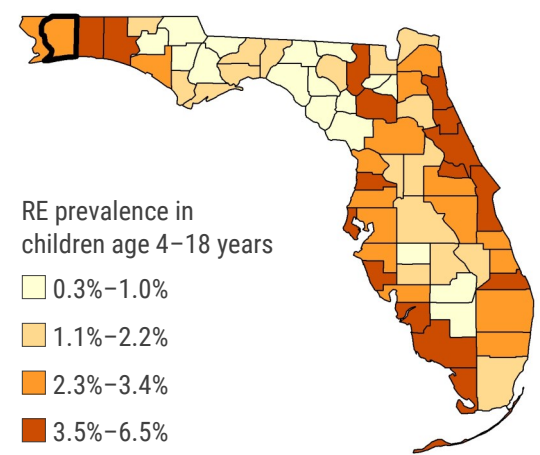

Among the group of counties shown in the map on the right, which includes Santa Rosa County, the **diphtheria, tetanus, and acellular pertussis vaccination series** had the **lowest** completion rate in 2-year-old children in 2017. Overall, 84% of 2-year-old children in these counties were up to date on all vaccinations recommended for this age group.



By age two, children should have four doses of diphtheria, tetanus, and acellular pertussis (DTaP) vaccine, four doses of pneumococcal conjugate vaccine (PCV), one dose of measles, mumps, and rubella (MMR) vaccine, one dose of varicella (VAR) vaccine, three doses of inactivated poliovirus vaccine (IPV), three doses of *Haemophilus influenzae* type b (Hib) vaccine, and three doses of hepatitis B (HepB) vaccine.

 Based only on the vaccinations recorded in Florida SHOTS as of May 2018, 61% of 2-year-old children in Santa Rosa County were up to date on vaccinations. The vaccination series with the **lowest** completion rate was the **DTaP series** at **63%**.

 The number of **religious exemptions (REs)** to vaccination in Florida has been gradually **increasing** each year. As of August 2018, **3.4%** of children from age 4 to 18 years in **Santa Rosa County** had a RE in Florida SHOTS, compared to 2.9% of children statewide. Santa Rosa County has a **higher** percent of REs than **50** other counties. To explore REs in more detail, visit flhealth.gov/REmap.



Unvaccinated children are at increased risk for vaccine-preventable diseases (VPDs). For information on current VPD activity in Florida, please see the Vaccine-Preventable Disease Surveillance Report, available at flhealth.gov/vpd.

Unless otherwise noted, data used in this report are from the 2017 Survey of Immunization Levels in 2-year Old Children conducted by the Florida Department of Health Immunization Section. This survey does not measure county-specific rates for all counties; therefore, data used in this report represent the group of 43 counties highlighted above.