


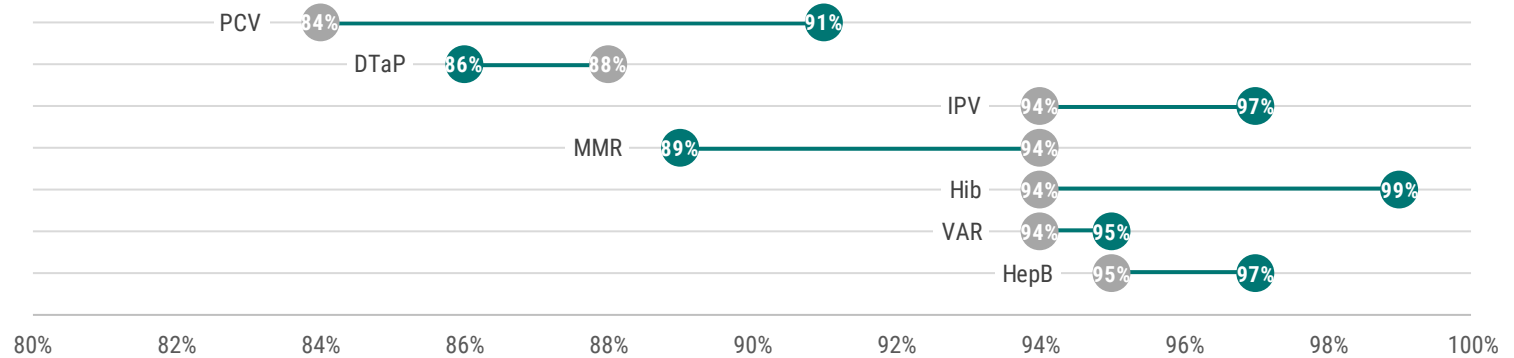


Seminole County Immunization Coverage

Key Points

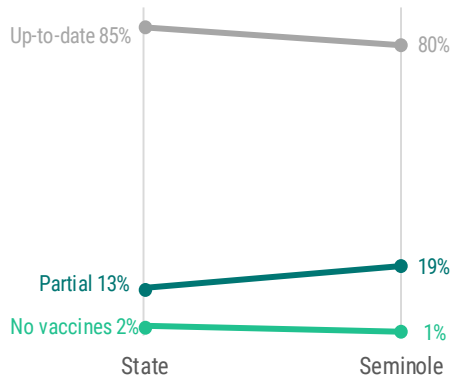
-  **80%** of 2-year-old children in Seminole County were **up to date** on vaccinations in 2017.
-  The **diphtheria, tetanus, and acellular pertussis vaccination series** had the **lowest** completion rate.
-  The percent of children with a **religious exemption** in Seminole County is **higher** than that statewide.

In 2017, **Seminole County** had higher completion rates in 2-year-old children than the **state** for most vaccinations recommended for this age group. The diphtheria, tetanus, and acellular pertussis vaccination series had the lowest completion rate overall in Seminole County.



By age two, children should have four doses of pneumococcal conjugate vaccine (PCV), four doses of diphtheria, tetanus, and acellular pertussis (DTaP) vaccine, three doses of inactivated poliovirus vaccine (IPV), one dose of measles, mumps, and rubella (MMR) vaccine, three doses of *Haemophilus influenzae* type b (Hib) vaccine, one dose of varicella (VAR) vaccine, and three doses of hepatitis B (HepB) vaccine.

Although **80%** of 2-year-old children in Seminole County were **up to date** on vaccinations in 2017, efforts should focus on vaccinating the **19%** who were **partially vaccinated** and the **1%** who had **never received a vaccine**.



Based only on the vaccinations recorded in Florida SHOTS as of May 2018, **68%** of 2-year-old children were **up to date** on vaccinations. The vaccination series with the **lowest** completion rate was the **DTaP series** at 72%.



The number of **religious exemptions (REs)** to vaccination in Florida has been gradually **increasing** each year. As of August 2018, **3.6%** of children from age 4 to 18 years in **Seminole County** had a RE in Florida SHOTS, compared to 2.9% of children statewide. Seminole County has a **higher** percent of REs than **53** other counties. To explore REs in more detail, visit flhealth.gov/REmap.

Most (89%) 2-year-old children received their vaccinations from **private providers** in 2017, followed by **9%** from **community health centers (CHCs)** and **1%** from **county health departments (CHDs)**.

Private | CHD | CHC



Unvaccinated children are at increased risk for vaccine-preventable diseases (VPDs). For information on current VPD activity in Florida, please see the Vaccine-Preventable Disease Surveillance Report, available at flhealth.gov/vpd.

