



Florida Department of Health in Bay County has one document for their Community Health Assessment and their Community Health Improvement Plan. Please see below for the page number for each.

Community health assessment .....	52-268
Community Health Improvement Plan .....	1-51

# BAY COUNTY COMMUNITY HEALTH IMPROVEMENT PLAN



MAY2012

## Bay County Community Health Improvement Plan

The Bay County Community Health Task Force spearheaded the 2012 Community Health Improvement Project. As part of the Mobilizing for Action through Planning and Partnership (MAPP) process, the Bay County Community Health Improvement Plan serves to guide Bay County health care partners as they work together to address local health priorities.

## PARTICIPATING AGENCIES



Bay District Schools  
Big Bend Health Council  
Bridge Care/Youth in Action  
Children's Medical Services  
City of Panama City Community Redevelopment Agency  
Covenant Hospice  
Florida State University - Panama City

## Contributors

The Bay County Community Health Improvement Project team was led by Lisa Rahn, Julia Ruschmann, and Randy Chitwood.

## Acknowledgements

This report is a direct result of the many individuals, organizations and agencies engaged in improving the health and quality of life in Bay County. The Bay County Health Department, Community Health Task Force, and Gulf Coast State College worked together and provided valuable resources and input.

## Community Health Task Force Members Who Participated in the Facilitated Sessions

Peggy Caldwell <i>Bay County Health Department</i>	Sherrie Lock <i>Gulf Coast State College</i>	Bryan Russell <i>Florida Department of Health</i>
Donna Carnley <i>Early Learning Coalition</i>	Sandy McCroan <i>Bay County Health Department</i>	Aleksandra Schippnick <i>Bay County Health Department</i>
Billy Carstarphen <i>Panama City Police Department</i>	Laura McKinney <i>Bay County Health Department</i>	Meghan Sexton <i>Covenant Hospice</i>
Randy Chitwood, RN, MSN, DNP <i>Gulf Coast State College/ Florida State University</i>	Ralph Miller <i>Bay County Health Department</i>	Toni Shampain <i>City of Panama City Community Redevelopment Agency</i>
Oranetta Clark, RN, MSN <i>Children's Medical Services</i>	LouAnn Montgomery, RN <i>Bay County Health Department</i>	Sandon Speedling <i>Bay County Health Department</i>
Sharon Coon, RN, BSN, DE <i>Gulf Coast Medical Center</i>	Marjorie Moore, PhD <i>University of Florida/IFAS Bay County Extension Service</i>	Kathy Soto <i>Bay County Health Department</i>
Pam Dorwarth <i>ADA Liaison</i>	Eva Mullins <i>Mullins Pharmacy &amp; WeCare Diabetes</i>	Lee Stafford <i>Bay District Schools</i>
Jude Gross <i>Chemical Addictions Recovery Effort</i>	Tricia Pearce <i>Life Management Center</i>	Loretta Miller, PA <i>Agency for Health Care Administration – Medicaid</i>
Merfat Hassan, MD <i>Bay County Health Department</i>	Brooke Powell <i>Bay County Emergency Management</i>	Karen Thomason <i>Bay Medical Foundation</i>
Claire Henninger <i>Bay County Health Department</i>	Lisa A. Rahn <i>Bay County Health Department</i>	Netheli Toussaint <i>BASIC NWFL, Inc.</i>
Brittany Johnson <i>Second Chance of Northwest Florida</i>	Don Rich <i>Bay County Health Department</i>	Victor Walsh <i>Bay County Health Department</i>
Doug Kent <i>Bay County Health Department</i>	Julia Ruschmann <i>Bay County Health Department/ Homeless and Hunger Coalition of NW Florida</i>	Moises Vallejos <i>Panama City Hispanic Seventh Day Adventist Church</i>
Tanya Lewis <i>Life Management Center</i>		

**Funded in part by a grant from the Florida Department of Health  
for Local Community Health Improvement Planning.**

PREPARED BY



**Quad R, LLC**  
<http://www.quadr.net>

---

**Disclaimer**

While statistics and data for the indicators were, to the best of the author's knowledge, current as the Bay County Community Health Improvement Plan 2012 was drafted, there may be subsequent data and developments, including recent legislative actions, that could alter the information provided herein.

This report does not include statistical tests for significance and does not constitute medical advice. Individuals with health problems should consult an appropriate health care provider. This report does not constitute legal advice.

For more information, contact the Bay County Health Department: Lisa Rahn, Healthy Bay Coordinator, at (850) 872-4455 x1344 or [lisa\\_rahn@doh.state.fl.us](mailto:lisa_rahn@doh.state.fl.us).

## LETTER TO THE COMMUNITY

A community relies on the health and vitality of its members to thrive. Creating and maintaining a healthy community is a team effort that requires a vast amount of effort, time and dedication by community leaders, organizations and concerned citizens. It is the mission of the Bay County Community Health Task Force to conduct periodic comprehensive evaluations of the health of the citizens of Bay County so that strategies may be developed to address issues and improve community health.

The 2012 Bay County Community Health Needs Assessment and Community Health Improvement Plan are the results of a systematic process in which data was collected regarding the community health issues that are of most concern to Bay County residents.

*The objectives of the Bay County Community Health Task Force are to:*

- *Assess the community health status and community opinion.*
- *Prioritize the communities' health needs.*
- *Develop and implement a comprehensive plan to address health priorities.*
- *Mobilize the community to improve the health of the community.*
- *Assist individuals in making healthy lifestyle choices through information, education, and as requested.*
- *Evaluate process outcomes, modifying the plan as appropriate.*

The plan serves as an important reference for developing strategies to mobilize the community and to address critical health issues. The Bay County Community Health Task Force will use this report to achieve the desired outcome – a healthier Bay County.

This plan informs the community about the health status of county residents and serves to guide the Bay County Community Health Task Force, and their community health partners, in program development, health interventions, and community improvement over the next three to five years. We invite you to review this report. We encourage individuals and community groups to work with the Bay County Community Health Task Force on these important health initiatives. Contact us to see how you can become involved so our community can reach the goals contained in this report.

*Bay County Community Health Needs Assessment Committee*



## Table of Contents

CONTRIBUTORS & COMMUNITY HEALTH IMPROVEMENT PLAN PARTICIPANTS .....	2
LETTER TO THE COMMUNITY .....	4
EXECUTIVE SUMMARY .....	8
INTRODUCTION.....	10
METHODOLOGY .....	11
COMMUNITY HEALTH IMPROVEMENT ACTION PLANS .....	15
COMMUNITY HEALTH IMPROVEMENT ACTION PLANS – NEXT STEPS.....	24
APPENDIX 1 - COMMUNITY HEALTH TASK FORCE WORKSHOPS .....	26
Bay County Community Health Needs Assessment Facilitated Session Participants .....	28
March 30 Session Results .....	32
Obesity & Diabetes Action Plan .....	40
Access to Healthcare Action Plan .....	44
Healthy Lifestyles Education Action Plan.....	48
APPENDIX 2 - COMMUNITY HEALTH NEEDS ASSESSMENT .....	52
APPENDIX 3 - FORCES OF CHANGE ASSESSMENT .....	138
APPENDIX 4 - COMMUNITY HEALTH STATUS ASSESSMENT (BAY COUNTY HEALTH PROFILE) .....	206

**Bay  
County,  
Florida**







# Bay County Community Health Improvement Plan

## EXECUTIVE SUMMARY

Building a healthier Bay County began as a community-wide initiative with the goal of establishing an ongoing process for identifying and addressing health needs. The intent of this project was to foster successful partnerships within the community in order to improve the health of Bay County residents. The Bay County Community Health Task Force (CHTF) is composed of representatives from diverse sectors of the community including education, government, health care, business, not-for-profit agencies, and citizens.

The *Public Health Accreditation Board* defines a Community Health Improvement Plan (CHIP) as “a long-term, systematic effort to address health problems on the basis of the results of assessment activities and the community health improvement process.” A CHIP can be used by health departments, as well as other government, educational, or human service agencies, to coordinate efforts and target resources that promote health.

A CHIP serves to address issues, roles, and common goals and objectives throughout the community. The plan can be used to guide action and monitor and measure progress toward achievement of goals and objectives. The plan, along with a community health needs assessment, can be utilized as justification for support of certain public health initiatives, as part of funding proposals, and for attracting other resources toward building programs that improve the overall quality of life of the community.

## Key Issues and Recommendations

The Bay County Community Health Task Force identified three key issues - *Obesity & Diabetes*, *Access to Health Care*, and *Healthy Lifestyles Education* - and developed recommendations and action steps. The Task Force recommends the Community Health Action Plans should be incorporated into the work of the CHTF, existing community groups, and health care partners.

## Health Issue: Obesity & Diabetes

GOAL 1: Address rising rates of obesity and health related issues.

**Objective 1: Establish viable interagency task force to address health issues related to obesity and diabetes by December 30, 2012.**

Goal 2: Raise awareness of Obesity, Pre-Diabetic Risk Factors & Diabetes in Bay County.

**Objective 1: By June 30, 2013, provide information and other resources on Metabolic Syndrome to 25% of primary care providers (pediatricians, obstetricians, internists, family practice, ARNPs, PAs) in Bay County.**

**Objective 2: By June 30, 2013, 50 Bay County residents will participate in the National Diabetes Prevention Program (NDPP).**

## Health Issue: Access to Healthcare

Goal 1: Decrease barriers to healthcare in Bay County.

**Objective 1: By September 2014, establish a single point-of-eligibility data system for citizens in need of special healthcare assistance programs.**

**Objective 2: By September 2013, develop an action plan to implement “211”, a 24/7 informational phone line that would provide ready access to contacts for special services.**

**Objective 3: By December 2013, the CHTF will create an ongoing advocacy campaign for healthcare issues pertinent to the citizens of our community.**

## Health Issue: Healthy Lifestyles Education

Goal 1: Increase awareness of healthy lifestyles in Bay County youth under the age of 12.

**Objective 1: By June 30, 2013, create a tool kit with lessons on personal hygiene, physical activity/nutrition, and bullying for use in non-profit organizations, after school programs and childcare facilities.**

**Objective 2: By June 30, 2014, 10 community sites will implement one or more lessons in the tool kit.**

Goal 2: Increase awareness of healthy lifestyles in Bay County adults.

**Objective 1: By June 30, 2014, compile a resource guide of credible, evidence-based source materials for use by community organizations that serve populations with specific needs (i.e., the elderly, women’s shelters, people with disabilities).**

## INTRODUCTION

The health status of a community plays a large role in social and economic prosperity, hence it is important that a community strives to continually improve and maintain its health. Government agencies (city, county, state) may provide health services; however, successful health programs require an active partnership between all community agencies.

Community health improvement planning is a long-term, systematic effort that addresses health problems on the basis of the results of community health assessment activities and the community health improvement process. The resulting Community Health Improvement Plan is used by health and other government, educational and human service agencies, in collaboration with community partners, to set priorities and coordinate and target resources. A CHIP is critical for developing policies and defining actions to target efforts that promote health. It defines the vision for the health of the community through a collaborative process and addresses the strengths, weaknesses, challenges, and opportunities that exist in the community in order to improve the health status of that community.



The Bay County Community Health Task Force initiated community-wide strategic planning for improving community health utilizing the *Mobilizing for Action through Planning and Partnerships* (MAPP) model. MAPP was developed by the *National Association of County and City Health Officials* (NACCHO), in collaboration with the *Centers for Disease Control and Prevention* (CDC). MAPP provides a framework to create and implement a community health improvement plan that focuses on long-term strategies that address multiple factors that

affect health in a community. The resulting community health improvement plan is designed to use existing resources wisely, consider unique local conditions and needs, and form effective partnerships for action.

## METHODOLOGY

The Bay County Community Health Task Force (CHTF) is organized for the purpose of conducting periodic extensive evaluations of the health status of the citizens of the Bay County area in order to develop interventions. The goal of the CHTF is to develop and implement comprehensive, community-based health promotion and wellness programs in the Bay County area and provide a forum where members may join together to plan, share resources, and implement strategies and programs to address the health care needs of citizens.



The CHTF used NACCHO's MAPP model for community health planning, which provided a strategic approach to community health improvement. This model utilizes six distinct phases:

1. Partnership development and organizing for success
2. Visioning
3. The Four MAPP assessments
  - Community Health Status Assessment
  - Community Strength and Themes Assessment
  - Local Public Health System Assessment
  - Forces of Change Assessment
4. Identifying strategic issues
5. Formulating goals and strategies
6. Action (program planning, implementation, and evaluation)

Community input was sought in February and March 2012 through the **Community Health Needs Assessment Survey**. This county-wide online and paper survey was spotlighted on the local news, and a media release was distributed to 14 outlets, including daily and weekly newspapers, magazines, TV and radio.

The survey consisted of 26 questions in five areas:

- Section I: General Background Information (7 questions)
- Section II: General Health Information (4 questions)
- Section III: Personal Health (6 questions)
- Section IV: Family/Household Health (4 questions)
- Section V: Life, Recreation, Nutrition (5 questions)

Bay County residents, including those who resided in Bay County full-time for at least 9 months during the year or resided part-time in Bay County between 3-9 months a year, completed the anonymous survey. There were 649 total residents who provided valuable information regarding their health and perceptions of Bay County health issues, with proportional representation from all segments of the community. Appendix 2 contains the *Community Health Needs Assessment* report.

Community Health Task Force members participated in the ***Forces of Change Assessment*** in March 2012 as an online survey, phone interview, or paper survey. Using the MAPP framework, this assessment was designed to answer the questions:



- What is occurring or might occur that affects the health of our community or the local public health system?
- What specific threats or opportunities are generated by these occurrences?

The *Forces of Change Assessment* focused on issues that potentially affect the local public health system or community in six categories:

- Economic Forces
- Environmental Forces
- Political Forces
- Health Forces
- Social Forces
- Technological Forces.



For each category or *Force of Change*, CHTF members were to identify Forces (broad all-encompassing category that included trends, events, and factors), Events (one-time occurrences, such as a hospital closure, a natural disaster, or the passage of new legislation), and Factors (discrete elements, such as a community's large ethnic population, an urban setting, or a jurisdiction's proximity to a major waterway). Five *Forces of Change* accounted for nearly two-thirds (63.55%) of the comments. Appendix 3 contains the *Forces of Change Assessment Report*.



Source: Panama City Beach Website

The ***Community Health Status Assessment*** or Community Health Profile provided a “snapshot in time” of the demographics, employment, health status, health risk factors, health resource availability, and quality of life perceptions. Data from the 2010 U.S. Census, U.S. Bureau of Labor Statistics, and the Florida Department of Health, Department of Motor Vehicles, Legislative Office of Economic and Demographic Research, Department of Children and Families, Department of Education, Department of Law Enforcement, and Agency for Health Care Administration was utilized in the *Community Health Status Assessment*. In addition, data from the *2012 County Health Rankings*, compiled by the University of Wisconsin Population Health Institute and the Robert Wood Johnson Foundation, and the ***Local Public Health Performance Standards Program*** was included. The *Community Health Status Assessment* (or Community Health Profile) can be found in Appendix 4.

Community Health Task Force members met for three workshop sessions to develop the ***Community Health Improvement Plan***, which involved identifying strategic issues, formulating goals and strategies, and creating an action plan that focused on program planning, implementation, and evaluation. The three-hour workshop sessions were held at Gulf Coast State College in Panama City, Florida on March 30, April 20, and May 11, 2012. Appendix 1 contains the list of workshop participants.





Workshop participants were assigned to teams and reviewed data from the *Community Health Needs Assessment Survey, Forces of Change Assessment*, and *Community Health Status Assessment*. Using this information, each work group developed a list of critical health issues and/or needs that were currently impacting the Bay County community. These health issues and/or needs were

written into theme statements which resulted in five overarching community health issues. The teams then identified a list of community partners who could “help” or “hinder” each health issue and/or need. A Strengths, Weaknesses, Opportunities, and Threats (SWOT) analysis was conducted and reviewed by all workshop participants. Appendix 1 contains the result of the first session’s work.

During the second workshop, participants prioritized the issues using a multi-voting technique. This group decision-making technique is used to reduce a long list of items to a manageable number by means of a structured series of votes. Three issues emerged; *Obesity & Diabetes*, *Access to Health Care*, and *Healthy Lifestyles Education*, and participants self-selected into one of the three key health issue teams to develop action plans. A goal, objectives, strategies, activities, and evaluation measures were created for each action plan. In addition, the participants identified lead roles, community resources, and target date(s) for completion.



The CHTF members met a third time to further develop the action plans for each issue. Additional strategies and activities were added, and resources and partners were included. The action plans continue to be fine-tuned as each CHTF team meets to discuss next steps for implementing and evaluating the action plan.



## Health Issue: Obesity & Diabetes

**GOAL 1:** Address rising rates of obesity and health related issues.

**Objective 1:** Establish viable interagency task force to address health issues related to Obesity (diabetes, metabolic syndrome) by December 30, 2012.

**Strategy 1:** Establish committee to guide community activities in obesity and diabetes awareness.

KEY ACTIVITIES	LEAD ROLE & COMMUNITY RESOURCES	TARGET DATE FOR COMPLETION	EVALUATION MEASURE
1. Establish recognition as sub-committee of Community Health Task Force.	CHTF	June 30, 2012	Recognized as sub-committee CHTF Minutes
2. Develop membership list.	Lisa Rahn, Julia Ruschmann	July 30, 2012	List compiled
3. Hold first sub-committee meeting.	Lisa Rahn, Julia Ruschmann	September 1, 2012	Meeting held Minutes, sign in sheet
4. Explore non-traditional members (health food stores, gyms, etc.).	Established sub-committee	November 30, 2012	List of non-traditional members to contact
5. Explore national affiliations.	Established sub-committee	November 30, 2012	List of national resources
6. Secure commitment agreements.	Sub-committee chair, members	January 30, 2013	Signed agreements

Goal 2: Raise awareness of Obesity, Pre-Diabetic Risk Factors & Diabetes in Bay County.

**Objective 1: By June 30, 2013, provide information and other resources on Metabolic Syndrome to 25% of primary care providers (pediatricians, obstetricians, internists, family practice, ARNPs, PAs) in Bay County.**

**Strategy 1: Inform and educate professional community.**

KEY ACTIVITIES	LEAD ROLE & COMMUNITY RESOURCES	TARGET DATE FOR COMPLETION	EVALUATION MEASURE
1a. Create database of Bay County primary care providers (pediatricians, obstetricians, internists, family practice, ARNPs, PAs). 1b. Create list of area Certified Diabetes Educators (CDE).	CHTF Hospitals, BMS, ARNP Association	July 30, 2012	Database and list created.
2. Research resources for PCP education including “celebrity” programs, i.e. Paula Dean.	CDEs, Lisa Rahn endocrinologists, Dr. Hassan, BCHD Grant writer, BMS	September 30, 2012	Identify 1-3 appropriate resources.
3. Create or modify tools on metabolic syndrome for PCPs such as APPS, paper checklists, etc.	Sub-committee	November 30, 2012	Tools available for distribution.
4. Research National and local initiatives for education and funding.	Sub-committee	September 30, 2012	Identified 1-3 resources.
5. Solicit funding resources.	Sub-committee	December 30, 2012	List of funding resources. Receive funding.
6. Market & promote multimedia training.	Julia Ruschmann, Lisa Rahn, CHTF, Drug Reps, BMC, GCMC	June 30, 2013	List of marketing activities developed.
7. Provide training at The Bays Medical Society Scientific Session.	Sub-committee, MRC (sponsor table at BMS symposium)	June 30, 2013	Completion of session. Sign-in sheet.
8. Evaluation.	Sub-committee	July 31, 2013	Number of PCPs using information in practice.

**Objective 2: By June 30, 2013, 50 Bay County residents will participate in the National Diabetes Prevention Program (NDPP).**

**Strategy 1: Educate people diagnosed as pre-diabetic to prevent progression to diabetes.**

KEY ACTIVITIES	LEAD ROLE & COMMUNITY RESOURCES	TARGET DATE FOR COMPLETION	EVALUATION MEASURE
1. Obtain grant to establish National Diabetes Prevention Program (NDPP) in Bay County.	Bay County Health Department (Bay CHD), Lisa Rahn	March 30, 2012	Grant received.
2. Receive training on NDPP.	Florida Department of Health, Lisa Rahn	June 12, 2012	Training completed.
3. Market program to local medical providers for referrals to NDPP.	Bay CHD, Lisa Rahn	July 30, 2012	Five medical providers agree to refer patients to program.
4. Schedule NDPP.	Bay CHD, Lisa Rahn	August 30, 2012	Classes scheduled.
5. Secure 8-10 NDPP participants.	Bay CHD, Lisa Rahn	August 30, 2012	List of participants.
6. Implement NDPP per CDC guidelines.	Bay CHD, Lisa Rahn	June 30, 2013	Sign-in sheets, documentation.

## Health Issue: Access to Healthcare

Goal 1: Decrease barriers to healthcare in Bay County.

**Objective 1: By September 2014, establish a single point-of-eligibility data system for citizens in need of special healthcare assistance programs.**

**Strategy 1: Increase access to care.**

KEY ACTIVITIES	LEAD ROLE & COMMUNITY RESOURCES	TARGET DATE FOR COMPLETION	EVALUATION MEASURE
1. Identify healthcare partner agencies that want to/need to participate.	CHTF	August 31, 2012	List of agencies on board.
2. Increase access to healthcare committee membership from the above health partners.	CHTF, Access to Healthcare Committee	October 31, 2012	Committee formed & active.
3. Identify communities who already implemented this program.	Access to Healthcare Committee	December 31, 2012	Summary of committees, programs & research.
4. Catalog common documents required for eligibility.	Access to Healthcare Committee	March 31, 2013	Catalog completed.
5. Explore/identify grant or other funding sources.	Access to Healthcare Committee	June 30, 2013	Sources of funding.
6. Apply for funds.	CHTF; Access to Healthcare Committee	September 30, 2013	Funding applications.
7. Secure funds.	CHTF; Access to Healthcare Committee	March 31, 2014	Awards & funds received.
8. Plan the steps in instituting this program (logistics, marketing, privacy issues, etc.).	CHTF; Access to Healthcare Committee	June 30, 2014	Plan completed.
9. Implement the plan.	CHTF; Access to Healthcare Committee	September 30, 2014	"Go Live."
10. Evaluate the plan.	CHTF; Access to Healthcare Committee	February 28, 2015	

**Objective 2: By September 2013, develop an action plan to implement “211,” a 24/7 informational phone line that would provide ready access to contacts for special services.**

**Strategy 1: Increase access to care.**

KEY ACTIVITIES	LEAD ROLE & COMMUNITY RESOURCES	TARGET DATE FOR COMPLETION	EVALUATION MEASURE
1. Collaborate with the Area United Way Agency to gain background information on the feasibility of this service.	Bryan Taylor Tricia Pearce	July 31, 2012	Information gathered.
2. Based upon information gathered from the United Way, consider developing a plan to market and implement “211” in our area.	CHTF; Access to Healthcare Committee	October 31, 2012	Implementation & marketing plan developed.
3. Market this plan to the public as the system goes live.	United Way CHTF	August 31, 2013	Marketing strategies enacted.
4. Activate “211” system.	United Way CHTF	August 31, 2013	System “live.”
5. Evaluate the system for effectiveness, reach, cost-benefit ratio, etc.	United Way CHTF	August 31, 2014	Statistics gathered.

**Objective 3: By December 2013, the CHTF will create an ongoing advocacy campaign for healthcare issues pertinent to the citizens of our community.**

**Strategy 1: Increase access to care.**

KEY ACTIVITIES	LEAD ROLE & COMMUNITY RESOURCES	TARGET DATE FOR COMPLETION	EVALUATION MEASURE
1. Establish committee membership.	Members of the "Access" Committee CHTF	August 30, 2012	Committee formulated.
2. Establish priority issues to address and a timeline for completion.	"Advocacy" committee	December 31, 2012	Strategic plan developed.
3. Begin advocacy activities: <ul style="list-style-type: none"> <li>• Letters to community leaders</li> <li>• Media campaigns</li> <li>• Interaction &amp; dialogue with legislators (state &amp; national)</li> <li>• Educational forums</li> <li>• Flyers</li> <li>• Pamphlets.</li> </ul>	"Advocacy" committee CHTF	March 31, 2013	First campaign begun.
4. Invite members of the public to bring issues that need to be championed to the CHTF meetings to make this an ongoing initiative.	CHTF Citizens of Bay County	December 31, 2013	Initiative continues.

## Health Issue: Healthy Lifestyles Education

Goal 1: Increase awareness of healthy lifestyles in Bay County youth under the age of 12.

**Objective 1: By June 30, 2013, create a tool kit with lessons on personal hygiene, physical activity/nutrition, and bullying for use in non-profit organizations, after school programs and childcare facilities.**

**Strategy 1: Create educational resources for youth programs.**

KEY ACTIVITIES	LEAD ROLE & COMMUNITY RESOURCES	TARGET DATE FOR COMPLETION	EVALUATION MEASURE
1. Create list of Bay County non-profits, childcare facilities and after school programs.	Committee	July 31, 2012	List of community programs.
2. Identify and recruit community partners, and form Healthy Lifestyles Education Committee.	Lisa Rahn Committee Members	September 30, 2012	Committee formed.
3. Survey non-profits, after school programs and childcare facilities for interest & need.	Committee	December 31, 2012	List of topics of interest.
4. Research, review and select free educational materials.	Committee	March 30, 2013	Educational materials purchased.
5. Research grant availability.	Aleksandra Schippnick and Committee	September 30, 2013	List of available grants.
6. Post on CHTF website.	Lisa Rahn, Meghan Sexton	June 30, 2013	Tool kit posted on CHTF website.
7. Present to CHTF.	Committee	June 30, 2013	Presentation at CHTF meeting.

Objective 2: By June 30, 2014, 10 community sites will implement one or more lessons in the tool kit.

**Strategy 1: Marketing health education tool kit to community sites for program implementation.**

KEY ACTIVITIES	LEAD ROLE & COMMUNITY RESOURCES	TARGET DATE FOR COMPLETION	EVALUATION MEASURE
1. Recruit 10 community sites for implementation.	Committee members	December 31, 2013	List of 10 sites.
2. Conduct Train the Trainer for representatives from community sites.	Committee members	December 31, 2013	Training session held.
3. Coordinate implementation of tool kit curriculum at sites.	Committee members	August 31, 2014	Report on contact with sites.
4. Evaluate effectiveness and ease of use of the tool kit.	Tool kit implementers at each site	July 31, 2014	Evaluation survey.



GOAL 2: Increase awareness of healthy lifestyles in Bay County adults.

Objective 1: By June 30, 2014, compile a resource guide of credible, evidence-based source materials for use by community organizations that serve populations with specific needs (i.e., the elderly, women's shelters, people with disabilities).

**Strategy 1: Develop educational resources for adult programs.**

KEY ACTIVITIES	LEAD ROLE & COMMUNITY RESOURCES	TARGET DATE FOR COMPLETION	EVALUATION MEASURE
1. Identify and recruit community partners, and form Healthy Lifestyles Education Committee.	Lisa Rahn Committee Members	September 30, 2012	Committee formed.
2. Create list of Bay County programs serving disparate adult populations.	Committee	July 31, 2013	List of programs.
3. Survey programs for interest & need.	Committee	December 31, 2013	List of topics of interest.
4. Research, review and select free educational materials.	Committee	March 31, 2014	Educational materials purchased.
5. Research grant availability.	Aleksandra Schippnick and Committee	September 30, 2014	List of available grants.
6. Post on CHTF website.	Lisa Rahn, Meghan Sexton	June 30, 2014	Tool kit posted on CHTF website.
7. Present to CHTF.	Committee	June 30, 2014	Presentation at CHTF meeting.

## Community Health Improvement Plan: Next Steps

Community Health Improvement Plans (CHIPs) are detailed work plans that guide communities through their action steps in order to address priorities that have been defined in the community health profile through community input and review of local health data.

The Bay County CHTF developed three action plans for the key health issues of *Obesity & Diabetes*, *Access to Healthcare*, and *Healthy Lifestyles Education*. These action plans:

- Provide a framework for planning the work needed to achieve the objectives;
- Provide justification as to why funds are needed and how they will be used, imparting credibility to the organization or agency;
- Provide a guide for accomplishing the work within the given time period; and
- Communicate specific action-oriented approaches and measures for impact which can be shared with all interested parties.



The Bay County Community Health Task Force members will work with community health partners to implement and evaluate each action plan activity for success and impact. Implementation of the action plans will ultimately strengthen the public health infrastructure, enhance the planning, research and development of community health partnerships, and promote and support the health, well-being, and quality of life of Bay County residents. It is recommended that the CHTF review the implementation on an annual basis to update the information and to continually, and collaboratively, improve the health of Bay County.



## APPENDIX 1: COMMUNITY HEALTH TASK FORCE WORKSHOPS

BAY COUNTY COMMUNITY HEALTH NEEDS ASSESSMENT FACILITATED SESSION PARTICIPANTS.....	28
MARCH 30 SESSION RESULTS.....	32
OBESITY & DIABETES AWARENESS ACTION PLAN .....	40
ACCESS TO HEALTHCARE ACTION PLAN .....	44
HEALTHY LIFESTYLES EDUCATION ACTION PLAN .....	48



## Bay County Community Health Needs Assessment Facilitated Session Participants

March 30, 2012 – 28 participants

NAME/TITLE	ORGANIZATION
Loretta Miller, PA	AHCA – Medicaid
Netheli Toussaint – Linkage Care Coordinator	BASIC NW FL
Karen Thomason	Bay Medical Foundation
Merfat Hassan, MD	Bay County Health Department
Claire Henninger	Bay County Health Department
Doug Kent	Bay County Health Department
Sandy McCroan	Bay County Health Department
Laura McKinney	Bay County Health Department
LouAnn Montgomery	Bay County Health Department
Don Rich	Bay County Health Department
Sandon Speedling	Bay County Health Department
Kathy Soto	Bay County Health Department
Lisa A. Rahn	Bay County Health Department, Community Health Task Force
Julia Ruschmann	Bay County Health Department, Homeless & Hunger Coalition
Victor Walsh – Business Manager	Bay County Health Department
Brooke Powell	Bay County Emergency Management
Lee Stafford	Bay District Schools
Oranetta Clark, MSN	Children's Medical Services
Donna Carnley	Early Learning Coalition

Ralph Miller	Bay County Health Department
Bryan Russell	Florida Department of Health
Randy Chitwood, RN, MSN	Gulf Coast State College
Moises Vallejos	Panama City Hispanic Seventh Day Adventist Church
Tanya Lewis – LMHC Component Director, Adult Services	Life Management Center
Billy Carstarphen	Panama City Police Department
Brittany Johnson – Executive Director	Second Chance of NW Florida
Marjorie Moore – Extension Director/Family & Consumer Services	UF/IFAS Bay County Extension Service
Eva Mullins	WeCare Diabetes & Mullins Pharmacy

**April 20, 2012 – 25 participants**

<b>NAME/TITLE</b>	<b>ORGANIZATION</b>
Loretta Miller	AHCA – Medicaid
Brooke Powell	Bay County Emergency Management
Peggy Caldwell – Tobacco Prevention Specialist	Bay County Health Department
Merfat Hassan, MD	Bay County Health Department
Claire Henninger – WIC Director	Bay County Health Department
Doug Kent	Bay County Health Department
Sandy McCroan – Senior Health Educator	Bay County Health Department
Lou Ann Montgomery, RN – Healthy Start	Bay County Health Department
Lisa A. Rahn	Bay County Health Department
Aleksandra Schippnick	Bay County Health Department
Kathy Soto – School Health Supervisor	Bay County Health Department
Sandon S. Speedling	Bay County Health Department
Pam Dorwarth	ADA Liaison, Bay County Community Health Task Force
Karen Thomason – Co-Executive Director	Bay Health Foundation
Jude Gross	CARE
Oranetta Clark, MSN	Children’s Medical Services
Donna Carnley	Early Learning Coalition of NW FL
Bryan Russell – Regional Coordinator	Florida Department of Health
Sharon Coon, RN, BSN, DE	Gulf Coast Medical Center
Randy Chitwood	Gulf Coast State College
Moises Vallejos – Outreach Specialist	Panama City Hispanic Seventh Day Adventist Church
Tricia Pearce	Life Management Center
Eva Mullins	Mullins Pharmacy & WeCare Diabetes
Brittany Johnson	Second Chance of NW Florida
Marjorie Moore – Director, Family & Consumer Services	UF/IFAS Bay County Extension



**May 11, 2012 – 12 participants**

<b>NAME/TITLE</b>	<b>ORGANIZATION</b>
Netheli Toussaint	BASIC NWFL
Lisa Rahn	Bay County Health Department
Sandon Speedling	Bay County Health Department
Ralph Miller	Bay County Health Department
Don Rich	Bay County Health Department
LouAnn Montgomery	Bay County Health Department
Laura McKinney	Bay County Health Department
Claire Henninger	Bay County Health Department
Sandy McCroan	Bay County Health Department
Julia Ruschmann	Bay County Health Department, Homeless & Hunger Coalition
Jude Gross	Chemical Addictions Recovery Effort
Toni Shamplain	Community Redevelopment Agency
Meghan Sexton	Covenant Hospice
Donna Carnley	Early Learning Coalition
Randy Chitwood	Gulf Coast State College
Sherrie Lock	Gulf Coast State College
Tricia Pearce	Life Management Center
Eva Mullins	Mullins Pharmacy & WeCare Diabetes
Brittany Johnson	Second Chance of NW Florida
Marjorie Moore	UF/IFAS Bay County Extension Service

## March 30 Session Results (Session results provided verbatim)

<b>ISSUE: Low– paying jobs without benefits/Unemployment/Economy</b>	
<b>Strengths</b>	<b>Weaknesses</b>
<ul style="list-style-type: none"> <li>• Workforce- large</li> <li>• Co-op programs</li> <li>• New airport</li> <li>• Available land</li> <li>• Affordable healthcare</li> <li>• Workforce center</li> <li>• Haney Vocational/Technical Center</li> <li>• Gulf Coast State College</li> <li>• FSU/PC</li> <li>• Some industry</li> <li>• Tourism – sports, year round</li> <li>• Airport</li> <li>• Military – related</li> <li>• TDC</li> <li>• Higher ED opportunities</li> <li>• Seasonal work</li> <li>• Fed funding</li> <li>• Community partnerships</li> <li>• Tourism industry</li> <li>• Air force /Navy base</li> <li>• Colleges</li> <li>• Free clinics</li> </ul>	<ul style="list-style-type: none"> <li>• Lack of skill sets</li> <li>• Undocumented workers</li> <li>• Tuition increases</li> <li>• Seasonal jobs/ sales/ no benefits</li> <li>• Human traffic</li> <li>• Unemployment /Seasonal employment</li> <li>• Lack of insurance benefits</li> <li>• Lacks of high tech industry</li> <li>• Lack of pay increases</li> <li>• Unemployment rate 10.1%</li> <li>• Median income - \$29,718</li> <li>• Housing market – property tax</li> <li>• Seasonal jobs</li> <li>• Service Industry, low money, no benefits</li> <li>• Mass transit</li> <li>• Lack of convention center</li> <li>• Lack of industry diversity</li> <li>• Seasonal work</li> <li>• Transportation(lack of)</li> <li>• Unable to attract large businesses</li> <li>• Rate of pay vs. cost of living, gender /racial biases</li> <li>• Gas prices</li> <li>• Educated workforce</li> </ul>
<b>Opportunities</b>	<b>Threats</b>
<ul style="list-style-type: none"> <li>• Education sector opportunities</li> <li>• Potential grant funding</li> <li>• Airport – aviation jobs</li> <li>• Tyndall AFB</li> <li>• Gov't sector</li> <li>• Attracting more industry</li> <li>• EDA thru chamber</li> <li>• GCSC - Advanced technology center</li> <li>• Small business incubator thru GCSC</li> </ul>	<ul style="list-style-type: none"> <li>• National/ state economy</li> <li>• Decreasing property values</li> <li>• Affordable healthcare Act</li> <li>• Contracts / outsourcing</li> <li>• Too many municipalities</li> <li>• No coordinated gov't</li> <li>• State of economy</li> <li>• Downsizing / closure of industry</li> <li>• Lack of incentives</li> </ul>

<ul style="list-style-type: none"> <li>• Airport</li> <li>• Port expansion</li> <li>• Railroad</li> <li>• Sports tourism</li> <li>• Higher ED opportunities</li> <li>• Fed funding</li> <li>• Tourism industry</li> <li>• Community partnership</li> <li>• Marketing development board</li> </ul>	<ul style="list-style-type: none"> <li>• Gas prices</li> <li>• Long term impacts of oil spill</li> <li>• Fisheries restrictions</li> <li>• Access to care</li> <li>• Cuts to state funding</li> <li>• Job privatization</li> <li>• Cost up in healthcare and insurance</li> <li>• Gas prices</li> </ul>
---	---

## Partners

### ISSUE: Low– paying jobs without benefits/Unemployment/Economy

#### Helpers

- Workforce development
- Temporary employment agencies
- Gov't
- Chamber of commerce
- Eastern ship building
- Large service industry
- Social media (timely)
- Chamber of commerce
- Help, BDS colleges, military, TDC, hotels
- Restaurants, ecotourism
- Gov't – local, state, federal, workforce
- Chambers of commerce
- Airport
- Law enforcement
- Chamber of commerce
- Military bases
- BMC/SHH partnership
- Colleges
- BCS board
- Local hospitals
- Paper mill/ Arizona chem.
- Trance
- USPS
- Social media (FB, monster, twit)
- Workforce
- Internet access (convenience)
- Trolley

#### Hinders

- Gov't
- Regulations
- Large service industry
- Lack of access to social media
- Computer access
- Media
- Gov't – local, state, federal
- Low wage employers
- Organized crime
- Economic downfall
- Military bases
- Lack of recruitment
- Pay rate(locally)
- Non-union employers (locally)
- Internet (lack of)
- Trolley/ personal transport

<b>ISSUE: Access to healthcare/cost of healthcare</b>	
<b>Strengths</b>	<b>Weaknesses</b>
<ul style="list-style-type: none"> <li>• Military bases</li> <li>• Basic</li> <li>• Children's dental clinic and buses</li> <li>• Community Health Center</li> <li>• After hours clinic- CHD</li> <li>• St Andrews clinic</li> <li>• Avicenna free clinic</li> <li>• Bay cares</li> <li>• PAP- 3 sites</li> <li>• BSN education at GCSC               <ul style="list-style-type: none"> <li>◦ ARNP education at FSU</li> </ul> </li> <li>• Fed funding</li> <li>• Free clinics</li> <li>• Free meds</li> <li>• Community partnerships</li> <li>• FQHC</li> <li>• After hours clinic</li> <li>• Collaboration of agencies/ task forces</li> <li>• Early childhood services</li> <li>• Free clinics</li> </ul>	<ul style="list-style-type: none"> <li>• Mental health services</li> <li>• Cost of transportation</li> <li>• Lack of mass transit county wide</li> <li>• Large indigent population</li> <li>• Lack of adult dental care</li> <li>• Lack of medical services in outlying areas</li> <li>• 80,000 uninsured or underinsured</li> <li>• Lack of specialty doctors</li> <li>• Lack of insurance</li> <li>• Limited providers who will take 3<sup>rd</sup> party payments</li> <li>• Unemployment</li> <li>• Transportation</li> <li>• Community classification</li> <li>• High unemployment in FL</li> <li>• Seasonal jobs</li> <li>• Crime rate up</li> <li>• Lack of knowledge of resources</li> <li>• Stigma (MH/SA)</li> <li>• Limited funding for MH/SA TX</li> <li>• Lack of Medicaid/Medicare providers and private ins (available specialist)</li> </ul>
<b>Opportunities</b>	<b>Threats</b>
<ul style="list-style-type: none"> <li>• Bay medical change</li> <li>• Scholarships to grow own PCP</li> <li>• Grants for expansion</li> <li>• Bay CHD to beach and rural</li> <li>• Fed funding</li> <li>• Community partnerships</li> <li>• Potential healthcare</li> <li>• Industries (<i>Trane</i>, shipyard, military bases)</li> <li>• Higher educational opportunities(GC state ,FSU)</li> </ul>	<ul style="list-style-type: none"> <li>• Bay medical changes</li> <li>• EMS service change</li> <li>• Down in federal expenditures</li> <li>• State</li> <li>• AG Holley State Hospital closure- TB</li> <li>• Natural disasters</li> <li>• Uncertainty of affordable care act</li> <li>• Hurricane</li> <li>• Governmental policies</li> <li>• Governor (refuse funding)</li> <li>• Community classification</li> <li>• High costs in healthcare and insurance</li> <li>• Low FL state budget</li> <li>• National economy low</li> </ul>

## Partners

### ISSUE: Access to healthcare/cost of healthcare

Helpers	Hinders
<ul style="list-style-type: none"> <li>• Federal/state/local gov't.</li> <li>• CHD</li> <li>• Univ. of FL Extension</li> <li>• Bay cares</li> <li>• Hospital's</li> <li>• After hours clinic</li> <li>• Trolley system</li> <li>• Dental clinics/ GCSC</li> <li>• ADAP</li> <li>• WIC</li> <li>• VFC</li> <li>• Private insurance</li> <li>• SSI</li> <li>• Social/church agencies</li> <li>• Bay area council on aging</li> <li>• Pharmacy</li> <li>• Face book/twitter</li> <li>• Avicenna clinic</li> <li>• St Andrew medical clinic</li> <li>• Bay cares (BCHD)</li> <li>• B.A.S.I.C.</li> <li>• Bay medical</li> <li>• Pharmaceutical companies (pap)</li> <li>• Target, Publix, Winn Dixie, Walmart</li> <li>• Family svc. Agency (Jenks/GCSC)</li> <li>• Catholic charities</li> <li>• Facebook</li> <li>• Company website (DCF)</li> <li>• Tricare</li> <li>• Trolley system</li> <li>• United Way</li> <li>• Free/low cost clinic (sliding scale)</li> <li>• Chamber of Commerce</li> <li>• Faith based programs</li> <li>• Bay transportation/ Bay area transport</li> <li>• Easy access</li> <li>• Economic services-access</li> <li>• Social media (PSA) especially for children</li> </ul>	<ul style="list-style-type: none"> <li>• Federal/state/local government</li> <li>• Private providers</li> <li>• Private insurance</li> <li>• Pharmacy- drug company</li> <li>• In ad public transportation</li> <li>• Government</li> <li>• Lack of Medicaid/care providers</li> <li>• Long waiting lists for free clinic</li> <li>• Local agencies out of money</li> <li>• Lack of specialists</li> <li>• Lack of funding for diagnostic and follow up care</li> <li>• Bay area transport</li> <li>• Federal/state budgets</li> <li>• Lack of transportation</li> <li>• Gangs</li> <li>• Addictions</li> </ul>

<b>ISSUE: Availability of Care</b>	
<b>Strengths</b>	<b>Weaknesses</b>
<ul style="list-style-type: none"> <li>• Hospital systems – Beach care</li> <li>• Services available</li> <li>• Resources available</li> <li>• CHTF</li> <li>• ER diversion /dental clinic/WIC</li> </ul>	<ul style="list-style-type: none"> <li>• Adult dental – no insurance</li> <li>• Adult mental health services</li> <li>• Quality of care</li> <li>• Substance abuse</li> <li>• Childhood mental health services</li> <li>• Lack of promotion</li> <li>• Lack of knowledge</li> <li>• Lack of specialty doctors</li> </ul>
<b>Opportunities</b>	<b>Threats</b>
<ul style="list-style-type: none"> <li>• Better marketing</li> <li>• Better promotion</li> <li>• Physician awareness</li> <li>• Sacred Heart</li> <li>• Media - PSA</li> </ul>	<ul style="list-style-type: none"> <li>• Budgets cuts</li> <li>• Election</li> <li>• Supreme court case</li> <li>• Rising cost of care</li> <li>• Rising costs of insurance</li> <li>• Rising costs of meds</li> <li>• Sacred Heart</li> </ul>

<b>Partners</b>	
<b>Helpers</b>	<b>Hinders</b>
<ul style="list-style-type: none"> <li>• Social media</li> <li>• Media</li> <li>• Hospitals</li> <li>• PCP's</li> <li>• Funding (local, state and federal)</li> <li>• Pharmacists</li> <li>• Health department</li> <li>• Schools-public/univ</li> <li>• Trolley</li> <li>• Free clinics</li> </ul>	<ul style="list-style-type: none"> <li>• Media</li> <li>• Insurance co's</li> <li>• Budget cuts(state and federal)</li> <li>• Local – laws, ordinances</li> <li>• Physicians</li> <li>• Hospitals</li> <li>• Social media</li> </ul>

<b>ISSUE: Obesity/ diabetes</b>	
<b>Strengths</b>	<b>Weaknesses</b>
<ul style="list-style-type: none"> <li>• Education</li> <li>• Increase farmer markets</li> <li>• Activity programs in schools</li> <li>• Sidewalks/recreation</li> </ul>	<ul style="list-style-type: none"> <li>• Quality of health long term</li> <li>• Affordability of good food item</li> <li>• Decrease in PE at schools</li> <li>• Decrease in health funding</li> <li>• Hospitalization rate</li> </ul>
<b>Opportunities</b>	<b>Threats</b>
<ul style="list-style-type: none"> <li>• Grant funding</li> <li>• Increase in facilities for public health on the beach</li> <li>• Increased screenings</li> <li>• Physical influence</li> </ul>	<ul style="list-style-type: none"> <li>• Increase cost of healthcare</li> <li>• Access to fast food</li> <li>• Continuing decrease in health related programs and PH funding</li> </ul>

<b>Partners</b> <b>ISSUE: Obesity/ diabetes</b>	
<b>Helpers</b>	<b>Hinders</b>
<ul style="list-style-type: none"> <li>• Bay med</li> <li>• Gulf coast med</li> <li>• American heart</li> <li>• CDC-WHO</li> <li>• Bay CHD</li> <li>• WIC-media</li> <li>• Web MD</li> <li>• Parks/rec</li> <li>• ADA</li> <li>• Biggest loser</li> <li>• My plate.gov</li> <li>• Family</li> <li>• U.S DOE</li> </ul>	<ul style="list-style-type: none"> <li>• Advertisers</li> <li>• Some community partners</li> <li>• Fast food</li> <li>• Family</li> <li>• Media</li> </ul>

## ISSUE: Poor health-Education and prevention

Strengths	Weaknesses
<ul style="list-style-type: none"> <li>• Diabetes task force</li> <li>• Smoking cessation classes</li> <li>• NAMI</li> <li>• Chronic disease program</li> <li>• CARE</li> <li>• BASIC</li> <li>• 2<sup>ND</sup> CHANCE</li> <li>• CMC</li> </ul>	<ul style="list-style-type: none"> <li>• Lack of workplace / wellness</li> <li>• Not enough providers(Medicaid/Medicare)</li> <li>• Misinformation provided (internet)</li> <li>• Misperception of “good health”</li> </ul>
Opportunities	Threats
<ul style="list-style-type: none"> <li>• Media to educate (PSA)</li> <li>• Model workplace initiatives for health</li> </ul>	<ul style="list-style-type: none"> <li>• Money cuts to programs in schools</li> <li>• Low fl state budget</li> <li>• Low national economy</li> </ul>

## Partners

### ISSUE: Poor health-Education and prevention

Helpers	Hinders
<ul style="list-style-type: none"> <li>• Tobacco Prevention (program)</li> <li>• Diabetes program</li> <li>• WIC</li> <li>• Chronic Disease – Health Dept.</li> <li>• Bay County Health Task Force</li> <li>• Chamber of Commerce</li> <li>• Life management Center</li> <li>• Basic</li> <li>• Fitness Clubs</li> <li>• Hospitals</li> <li>• Faith based programs</li> <li>• Media support</li> <li>• Social Media</li> </ul>	<ul style="list-style-type: none"> <li>• Fast food industry</li> <li>• Tobacco industry</li> <li>• High cost health clubs</li> <li>• Doctors not accepting insurances</li> <li>• addictions</li> </ul>





<b>Priority Issue: Obesity &amp; Diabetes Awareness</b>					
<b>Goal (Aim): Address rising rates of obesity and health related issues.</b>					
<b>Objective 1: Establish viable interagency task force to address health issues related to Obesity (diabetes, metabolic syndrome) by December 30, 2012.</b>					
<b>Strategy 1: Establish committee to guide community activities in obesity and diabetes awareness.</b>					
<b>Key Activities</b>	<b>Lead Role &amp; Community Resources</b>	<b>Target Date for Completion</b>	<b>Status of Progress</b>	<b>Evaluation Measure</b>	<b>Evaluation Results</b>
<b>1. Establish recognition as sub-committee of Community Health Task Force.</b>	CHTF	June 30, 2012		Recognized as sub-committee in CHTF Minutes.	
<b>2. Develop membership list.</b>	Lisa Rahn, Julia Ruschmann	July 30, 2012		List compiled.	
<b>3. Hold first sub-committee meeting.</b>	Lisa Rahn, Julia Ruschmann	September 1, 2012		Meeting held. Minutes, sign in sheet.	
<b>4. Explore non-traditional members (health food stores, gyms, etc.).</b>	Established sub-committee	November 30, 2012		List of non-traditional members to contact.	
<b>5. Explore national affiliations.</b>	Established sub-committee	November 30, 2012		List of national resources.	
<b>6. Secure commitment agreements.</b>	Sub-committee chair, members	January 30, 2013		Signed agreements.	

<b>Priority Issue: Obesity &amp; Diabetes Awareness</b>					
<b>Goal (Aim): Raise awareness of Obesity, Pre-Diabetic Risk Factors &amp; Diabetes in Bay County.</b>					
<b>Objective 1: By June 30, 2013, provide information and other resources on Metabolic Syndrome to 25% of primary care providers (pediatricians, obstetricians, internists, family practice, ARNPs, PAs) in Bay County.</b>					
<b>Strategy 1: Inform and educate professional community.</b>					
<b>Key Activities</b>	<b>Lead Role &amp; Community Resources</b>	<b>Target Date for Completion</b>	<b>Status of Progress</b>	<b>Evaluation Measure</b>	<b>Evaluation Results</b>
<b>1. a. Create database of Bay County primary care providers (pediatricians, obstetricians, internists, family practice, ARNPs, PAs) aka PCP. b. Create list of area Certified Diabetes Educators (CDE).</b>	CHTF Hospitals, BMS, ARNP Association	July 30, 2012		Database and list created.	
<b>2. Research resources for PCP education including “celebrity” programs, i.e. Paula Dean.</b>	CDEs, Lisa Rahn endocrinologists, Dr. Hassan, BCHD Grant writer, BMS	September 30, 2012		Identify 1-3 appropriate resources.	
<b>3. Create or modify tools on metabolic syndrome for PCPs such as APPS, paper checklists, etc.</b>	Sub-committee	November 30, 2012		Tools available for distribution.	
<b>4. Research National and local initiatives for education and funding.</b>	Sub-committee	September 30, 2012		Identified 1-3 resources.	
<b>5. Solicit funding resources.</b>	Sub-committee	December 30, 2012		List of funding resources. Receive funding.	
<b>6. Market &amp; promote multimedia training.</b>	Julia Ruschmann, Lisa Rahn, CHTF, Drug Reps, BMC, GCMC	June 30, 2013		List of marketing activities developed.	
<b>7. Provide training at The Bays Medical Society Scientific Session.</b>	Sub-committee, MRC (sponsor table at BMS symposium)	June 30, 2013		Completion of session. Sign-in sheet.	
<b>8. Evaluation.</b>	Sub-committee	July 31, 2013		Number of PCPs using information in practice.	

List of Acronyms: BMC – Bay Medical Center/Sacred Heart System; CHTF – Community Health Task Force; GCMC – Gulf Coast Medical Center; BCHD – Bay County Health Department; BMS – The Bays Medical Society; CDE – Certified Diabetes Educator; ARNP – Advanced Registered Nurse Practitioners; PA – Physician Assistant

<b>Priority Issue: Obesity &amp; Diabetes Awareness</b>					
<b>Goal (Aim): Raise awareness of Obesity, Pre-Diabetic Risk Factors &amp; Diabetes in Bay County.</b>					
<b>Objective 2: By June 30, 2013, 50 Bay County residents will participate in the National Diabetes Prevention Program (NDPP).</b>					
<b>Strategy 1: Educate people diagnosed as pre-diabetic to prevent progression to diabetes.</b>					
<b>Key Activities</b>	<b>Lead Role &amp; Community Resources</b>	<b>Target Date for Completion</b>	<b>Status of Progress</b>	<b>Evaluation Measure</b>	<b>Evaluation Results</b>
<b>1. Obtain grant to establish National Diabetes Prevention Program (NDPP) in Bay County.</b>	Bay County Health Department (Bay CHD), Lisa Rahn	March 30, 2012	Grant received. Funding to begin 4/1/2012 and end 6/30/2013.	Grant received.	
<b>2. Receive training on NDPP.</b>	Florida Department of Health, Lisa Rahn	June 12, 2012	Training scheduled for June 11 & 12, 2012 in Orlando	Training completed.	
<b>3. Market program to local medical providers for referrals to NDPP.</b>	Bay CHD, Lisa Rahn	July 30, 2012		Five medical providers agree to refer patients to program.	
<b>4. Schedule NDPP.</b>	Bay CHD, Lisa Rahn	August 30, 2012		Classes scheduled.	
<b>5. Secure 8-10 NDPP participants.</b>	Bay CHD, Lisa Rahn	August 30, 2012		List of participants.	
<b>6. Implement NDPP per CDC guidelines.</b>	Bay CHD, Lisa Rahn	June 30, 2013		Sign-in sheets, documentation.	



<b>Priority Issue: Access to healthcare</b>					
<b>Goal (Aim): Decrease barriers to healthcare in Bay County.</b>					
<b>Objective 1: By September 2014, establish a single point-of-eligibility data system for citizens in need of special healthcare assistance programs.</b>					
<b>Strategy 1: Increase access to care.</b>					
<b>Key Activities</b>	<b>Lead Role &amp; Community Resources</b>	<b>Target Date for Completion</b>	<b>Status of Progress</b>	<b>Evaluation Measure</b>	<b>Evaluation Results</b>
<b>1. Identify healthcare partner agencies that want to/need to participate.</b>	CHTF	August 31, 2012		List of agencies on board.	
<b>2. Increase access to healthcare committee membership from the above health partners.</b>	CHTF, Access to Healthcare Committee	October 31, 2012		Committee formed & active.	
<b>3. Identify communities who already implemented this program.</b>	Access to Healthcare Committee	December 31, 2012		Summary of committees, programs & research.	
<b>4. Catalog common documents required for eligibility.</b>	Access to Healthcare Committee	March 31, 2013		Catalog completed.	
<b>5. Explore/identify grant or other funding sources.</b>	Access to Healthcare Committee	June 30, 2013		Sources of funding.	
<b>6. Apply for funds.</b>	CHTF, Access to Healthcare Committee	September 30, 2013		Funding applications.	
<b>7. Secure funds.</b>	CHTF, Access to Healthcare Committee	March 31, 2014		Awards & funds received.	
<b>8. Plan the steps in instituting this program (logistics, marketing, privacy issues, etc.)</b>	CHTF, Access to Healthcare Committee	June 30, 2014		Plan completed.	
<b>9. Implement the plan.</b>	CHTF, Access to Healthcare Committee	September 30, 2014		"Go Live."	
<b>10. Evaluate the plan.</b>	CHTF, Access to Healthcare Committee	February 28, 2015			

<b>Priority Issue: Access to healthcare</b>					
<b>Goal (Aim): Decrease barriers to healthcare in Bay County.</b>					
<b>Objective 2: By September 2013, develop an action plan to implement “211,” a 24/7 informational phone line that would provide ready access to contacts for special services.</b>					
<b>Strategy 1: Increase access to care.</b>					
<b>Key Activities</b>	<b>Lead Role &amp; Community Resources</b>	<b>Target Date for Completion</b>	<b>Status of Progress</b>	<b>Evaluation Measure</b>	<b>Evaluation Results</b>
<b>1. Collaborate with the Area United Way Agency to gain background information on the feasibility of this service.</b>	Bryan Taylor Tricia Pearce	July 31, 2012		Information gathered.	
<b>2. Based upon information gathered from the United Way, consider developing a plan to market and implement “211” in our area.</b>	CHTF, Access to Healthcare Committee	October 31, 2012		Implementation & marketing plan developed.	
<b>3. Market this plan to the public as the system goes live.</b>	United Way CHTF	August 31, 2013		Marketing strategies enacted.	
<b>4. Activate “211” system.</b>	United Way CHTF	August 31, 2013		System “live.”	
<b>5. Evaluate the system for effectiveness, reach, cost-benefit ratio, etc.</b>	United Way CHTF	August 31, 2014		Statistics gathered.	

<b>Priority Issue: Access to healthcare</b>					
<b>Goal (Aim): Decrease barriers to healthcare in Bay County.</b>					
<b>Objective 3: By December 2013, the CHTF will create an ongoing advocacy campaign for healthcare issues pertinent to the citizens of our community.</b>					
<b>Strategy 1: Increase access to care.</b>					
<b>Key Activities</b>	<b>Lead Role &amp; Community Resources</b>	<b>Target Date for Completion</b>	<b>Status of Progress</b>	<b>Evaluation Measure</b>	<b>Evaluation Results</b>
<b>1. Establish committee membership.</b>	Members of the "Access" Committee CHTF	August 30, 2012		Committee formulated.	
<b>2. Establish priority issues to address and a timeline for completion.</b>	"Advocacy" committee	December 31, 2012		Strategic plan developed.	
<b>3. Begin advocacy activities:</b> <ul style="list-style-type: none"> <li>• Letters to community leaders</li> <li>• Media campaigns</li> <li>• Interaction &amp; dialogue with legislators (state &amp; national)</li> <li>• Educational forums</li> <li>• Flyers</li> <li>• Pamphlets.</li> </ul>	"Advocacy" committee CHTF	March 31, 2013		First campaign begun.	
<b>4. Invite members of the public to bring issues that need to be championed to the CHTF meetings to make this an ongoing initiative.</b>	CHTF Citizens of Bay County	December 31, 2013		Initiative continues.	





<b>Priority Issue: Healthy Lifestyles Education</b>					
<b>Goal (Aim): Increase awareness of healthy lifestyles in Bay County youth under the age of 12.</b>					
<b>Objective 1: By June 30, 2013, create a tool kit with lessons on personal hygiene, physical activity/nutrition, and bullying for use in non-profit organizations, after school programs and childcare facilities.</b>					
<b>Strategy 1: Create educational resources for youth programs.</b>					
<b>Key Activities</b>	<b>Lead Role &amp; Community Resources</b>	<b>Target Date for Completion</b>	<b>Status of Progress</b>	<b>Evaluation Measure</b>	<b>Evaluation Results</b>
<b>1. Create list of Bay County non-profits, childcare facilities and after school programs.</b>	Committee	July 31, 2012		List of community programs.	
<b>2. Identify and recruit community partners, and form Healthy Lifestyles Education Committee.</b>	Lisa Rahn, Committee Members	September 30, 2012		Committee formed.	
<b>3. Survey non-profits, after school programs and childcare facilities for interest &amp; need.</b>	Committee	December 31, 2012		List of topics of interest.	
<b>4. Research, review and select free educational materials.</b>	Committee	March 30, 2013		Educational materials purchased.	
<b>5. Research grant availability.</b>	Aleksandra Schippnick and Committee	September 30, 2013		List of available grants.	
<b>6. Post on CHTF website.</b>	Lisa Rahn, Meghan Sexton	June 30, 2013		Tool kit posted on CHTF website.	
<b>7. Present to CHTF.</b>	Committee	June 30, 2013		Presentation at CHTF meeting.	

<b>Priority Issue: Healthy Lifestyles Education</b>					
<b>Goal (Aim): Increase awareness of healthy lifestyles in Bay County youth under the age of 12.</b>					
<b>Objective 2: By June 30, 2014, 10 community sites will implement one or more lessons in the tool kit.</b>					
<b>Strategy 1: Marketing health education tool kit to community sites for program implementation.</b>					
<b>Key Activities</b>	<b>Lead Role &amp; Community Resources</b>	<b>Target Date for Completion</b>	<b>Status of Progress</b>	<b>Evaluation Measure</b>	<b>Evaluation Results</b>
<b>1. Recruit 10 community sites for implementation.</b>	Committee members	December 31, 2013		List of 10 sites.	
<b>2. Conduct Train the Trainer for representatives from community sites.</b>	Committee members	December 31, 2013		Training session held.	
<b>3. Coordinate implementation of tool kit curriculum at sites.</b>	Committee members	August 31, 2014		Report on contact with sites	
<b>4. Evaluate effectiveness and ease of use of the tool kit.</b>	Tool kit implementers at each site	July 31, 2014		Evaluation survey.	

**Priority Issue: Healthy Lifestyles Education**

**Goal (Aim):** Increase awareness of healthy lifestyles in Bay County adults.

**Objective 1:** By June 30, 2014, compile a resource guide of credible, evidence-based source materials for use by community organizations that serve populations with specific needs (i.e. the elderly, women's shelters, people with disabilities).

**Strategy 1:** Develop educational resources for adult programs.

Key Activities	Lead Role & Community Resources	Target Date for Completion	Status of Progress	Evaluation Measure	Evaluation Results
<b>1. Identify and recruit community partners, and form Healthy Lifestyles Education Committee.</b>	Lisa Rahn, Committee Members	September 30, 2012		Committee formed.	
<b>2. Create list of Bay County programs serving disparate adult populations.</b>	Committee	July 31, 2013		List of programs.	
<b>3. Survey programs for interest &amp; need.</b>	Committee	December 31, 2013		List of topics of interest.	
<b>4. Research, review and select free educational materials.</b>	Committee	March 31, 2014		Educational materials purchased.	
<b>5. Research grant availability.</b>	Aleksandra Schippnick and Committee	September 30, 2014		List of available grants.	
<b>6. Post on CHTF website.</b>	Lisa Rahn, Meghan Sexton	June 30, 2014		Tool kit posted on CHTF website.	
<b>7. Present to CHTF.</b>	Committee	June 30, 2014		Presentation at CHTF meeting.	



## APPENDIX 2: COMMUNITY HEALTH NEEDS ASSESSMENT



# BAY COUNTY COMMUNITY HEALTH IMPROVEMENT PROJECT – COMMUNITY HEALTH NEEDS ASSESSMENT REPORT



MARCH  
2012

## Community Health Needs Assessment 2012

As part of the Bay County Community Health Improvement Project, a community-wide survey was implemented to assess the quality and accessibility of healthcare in Bay County, Florida. Physical and mental health, access to healthcare, and perceptions about Bay County's environment, safety and other quality of life issues were measured. A total of 649 residents responded to the online and hard-copy survey.



# COMMUNITY HEALTH SURVEY 2012

## Survey Methodology

The Community Health Needs Assessment Committee collaborated on the design of the survey instrument. The survey consisted of 26 questions in five areas:

- Section I: General Background Information (7 questions)
- Section II: General Health Information (4 questions)
- Section III: Personal Health (6 questions)
- Section IV: Family/Household Health (4 questions)
- Section V: Life, Recreation, Nutrition (5 questions)

There were 62 data points on the survey. The survey was distributed in both online and hard-copy formats. (See Appendix 1 for the complete survey.)

### **Online Survey**

The online survey was hosted through *Survey Monkey*. The web link was emailed by the project leaders to the Community Health Task Force members for posting on their websites. A media release was distributed to 14 outlets, including daily and weekly newspapers, magazines, TV and radio. The survey was spotlighted on the local news, and the web link provided. The online survey was opened on February 15, 2012, and closed on March 5, 2012. Three-hundred and thirty-nine Bay County residents completed the online survey in 19 days.

A pre-screening question asked online survey respondents if they resided in Bay County full-time for at least 9 months during the year, resided part-time in Bay County between 3-9 months a year, were on vacation in Bay County, or did not live in Bay County. Only full-time or part-time residents proceeded to the survey; non-residents (those on vacation or not residing in Bay County) were forwarded to a “Thank You” page.

## **Hard-copy Survey**

The Community Health Survey was administered as a paper-and-pencil instrument at seven different locations in Bay County on February 18, 2012. The paper-and-pencil survey was administered at:

- Bay County Public Library
- Panama City Beach Public Library
- *Big Lots* in Panama City
- *Rainbow Foods* in Youngstown
- *Winn-Dixie* store on Transmitter Road
- *Winn Dixie* store on 23<sup>rd</sup> Street
- *Winn-Dixie* store on Panama City Beach (west end)

Gulf Coast State College students from the Nursing and Respiratory Therapy Departments volunteered to assist with the survey (see Appendix 2 for list of volunteers). They were trained on survey implementation and stationed at the seven survey sites. They approached people and inquired if they resided in Bay County. Those who did were asked to complete the survey. People who did not reside in Bay County were not asked to participate in the survey. Eighty-eight people said they were on vacation in Bay County, and 93 people said they did not live in Bay County.

In addition, hard-copy surveys were distributed by a Health Department employee at several Bay County African-American churches the weekend of February 25-26, 2012. Surveys were also distributed at a low-income housing site with many disabled residents by a Community Health Task Force member. A total of 310 surveys were completed as a hard-copy instrument, and were hand entered into the online survey data collection portal.

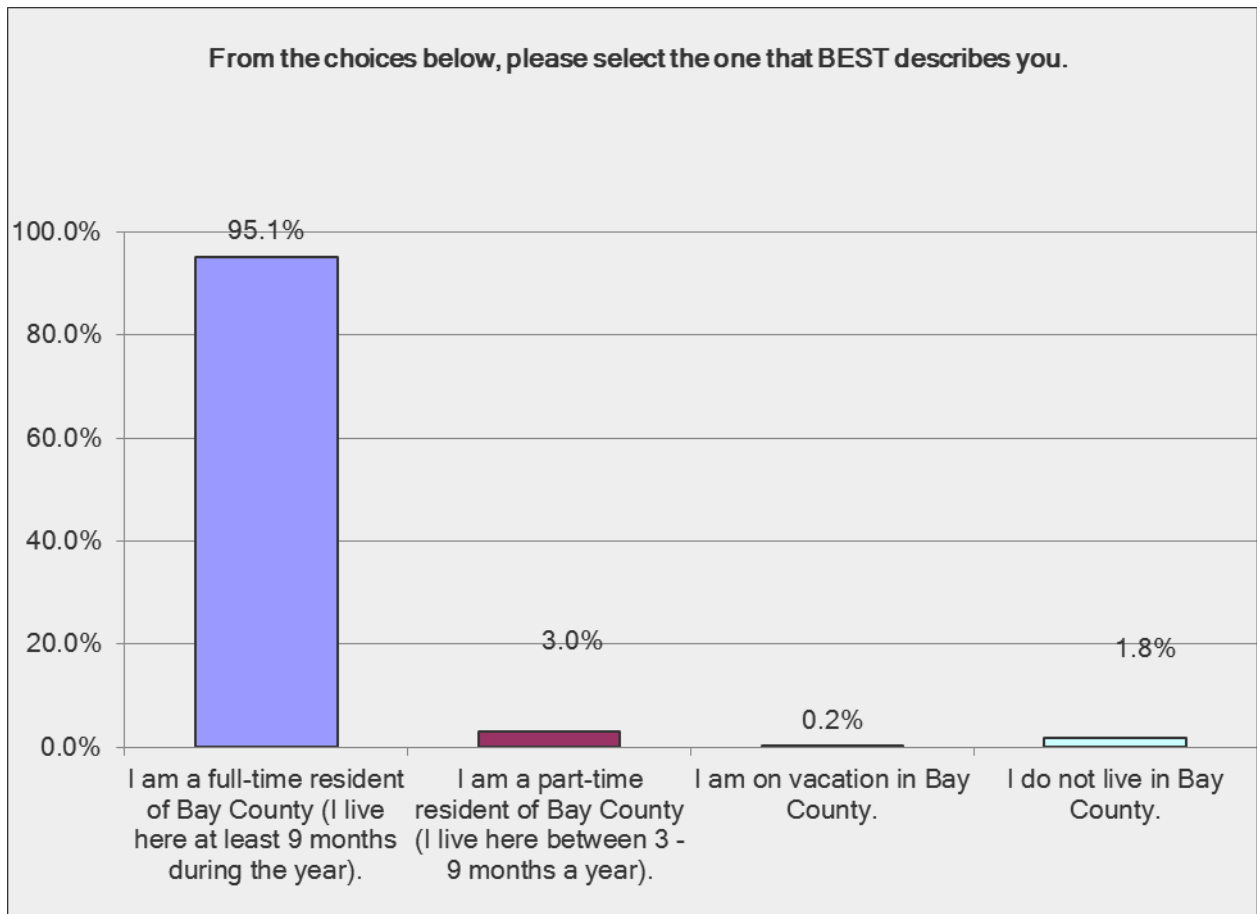
Frequency analyses were conducted across the 62 data points. Where appropriate, “Other – Please Specify” responses were included in the existing response choices. Responses for

“Other – Please Specify” that did not fit into existing categories were thematized. Grammar, spelling, and other context errors were not corrected on the open-ended responses. (See Appendix 2 for the frequency analyses per data point and thematized verbatim responses.)

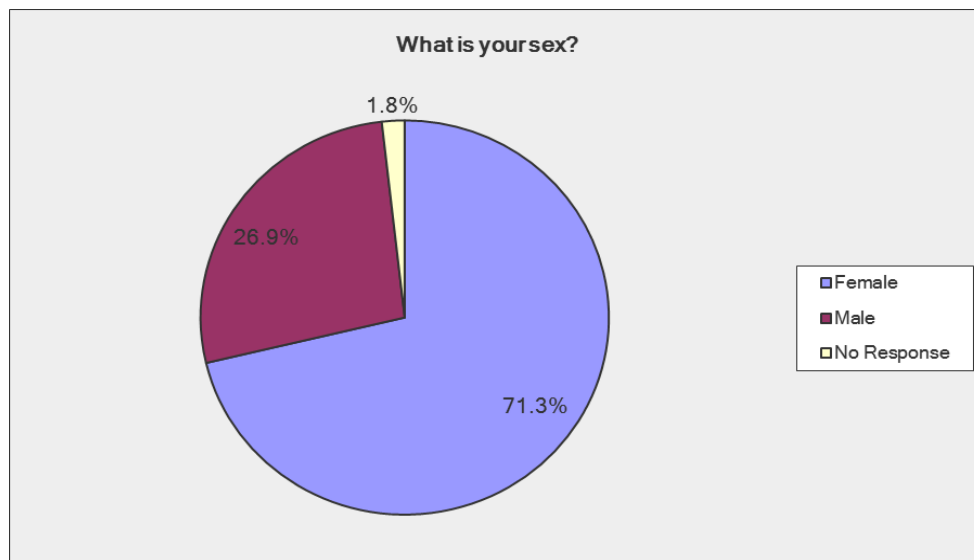
## Results

### Survey Respondent Profile

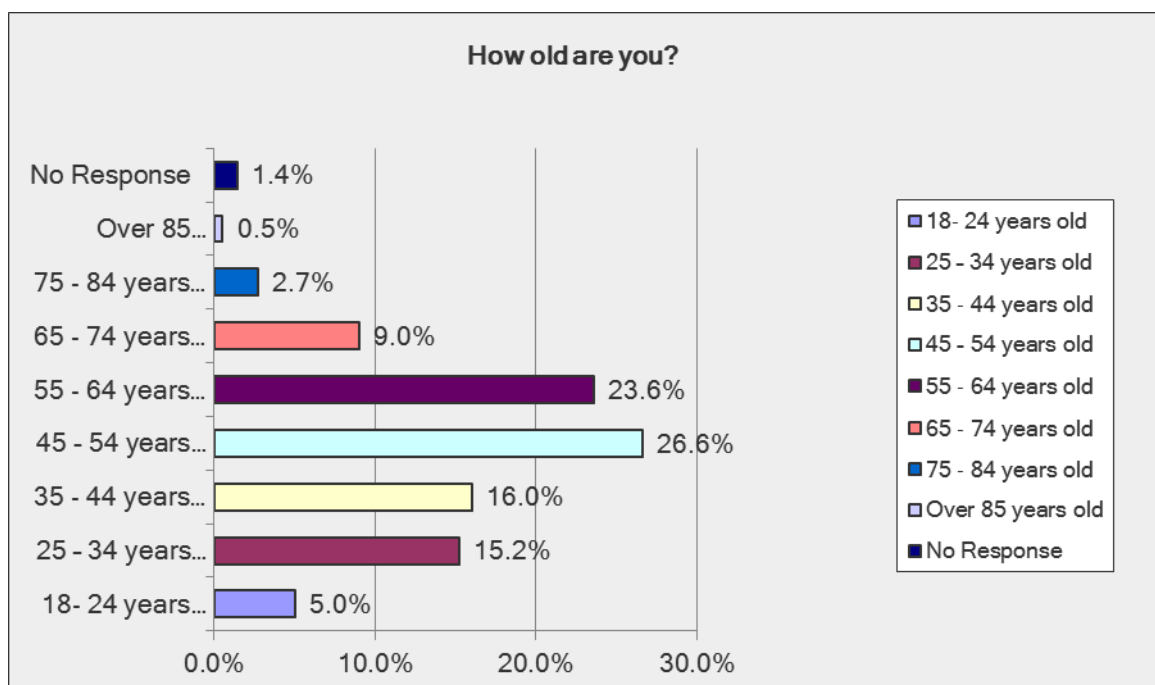
- Nearly all of the survey respondents (95%) lived in Bay County at least 9 months of the year.




- Nearly three-fourths (71%) of the survey respondents were female.



- Half of the survey respondents were 45 - 64 years old; nearly one-third (31%) were 25-44 years old.



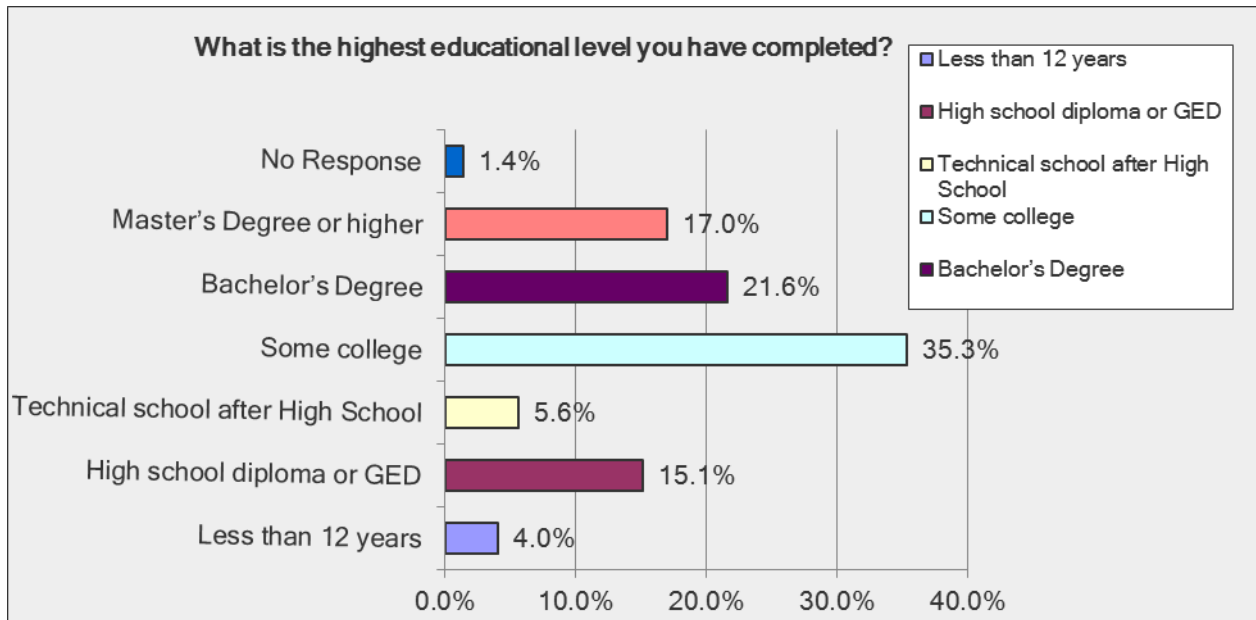
- Over three-fourths (86%) of the survey respondents identified themselves as *White or Caucasian*.



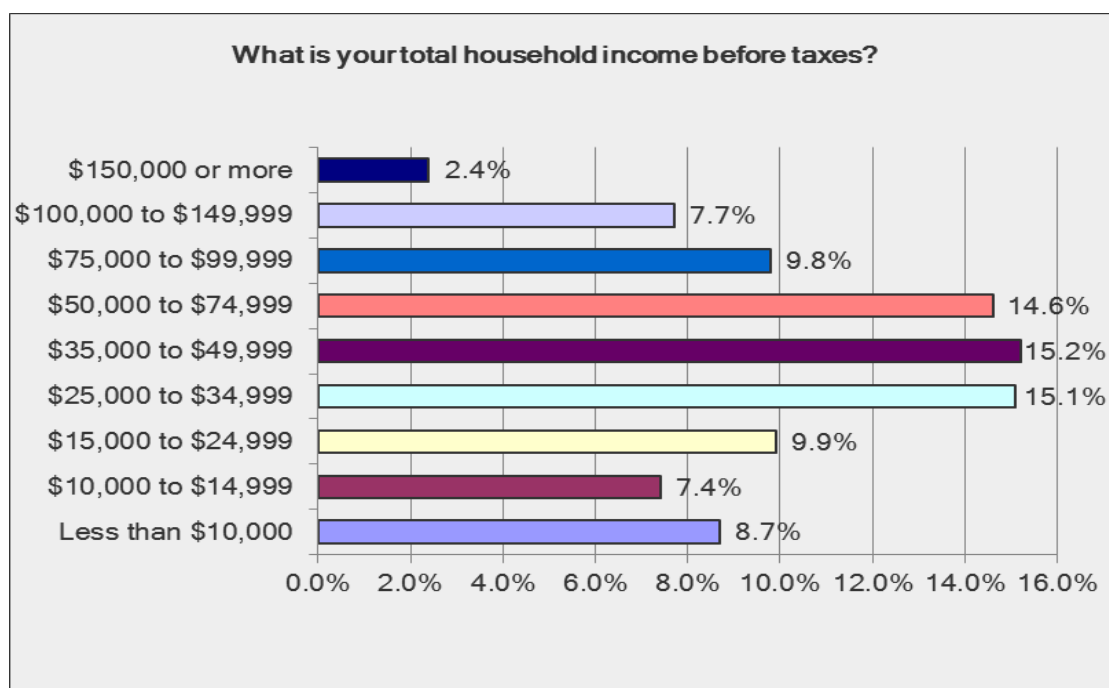
- Nearly all (98%) of the survey respondents spoke English at home.

What language do you normally speak at home?		
Answer Options	Response Percent	Response Count
English	97.9%	611
Spanish	0.03%	2
Vietnamese	0.01%	1
Russian	0.01%	1
No Response	1.0%	9
<b><i>answered question</i></b>		<b>624</b>
<b><i>skipped question</i></b>		<b>25</b>

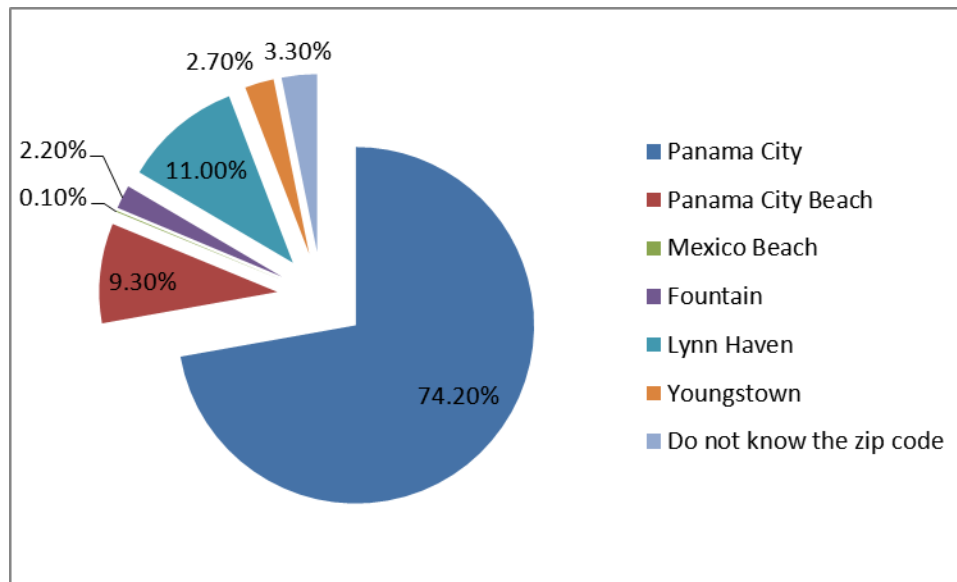
- Over one-third (35%) of the survey respondents reported having some college with 38% having a Bachelor's degree or higher.



- Nearly one-third (30%) of the survey respondents reported a total household income before taxes as between \$25,000 - \$49,999. A larger percentage (41%) of respondents had a total household income of less than \$35,000.



- Nearly three-quarters (74%) of the survey respondents reported living in Panama City, according to reported zip code.



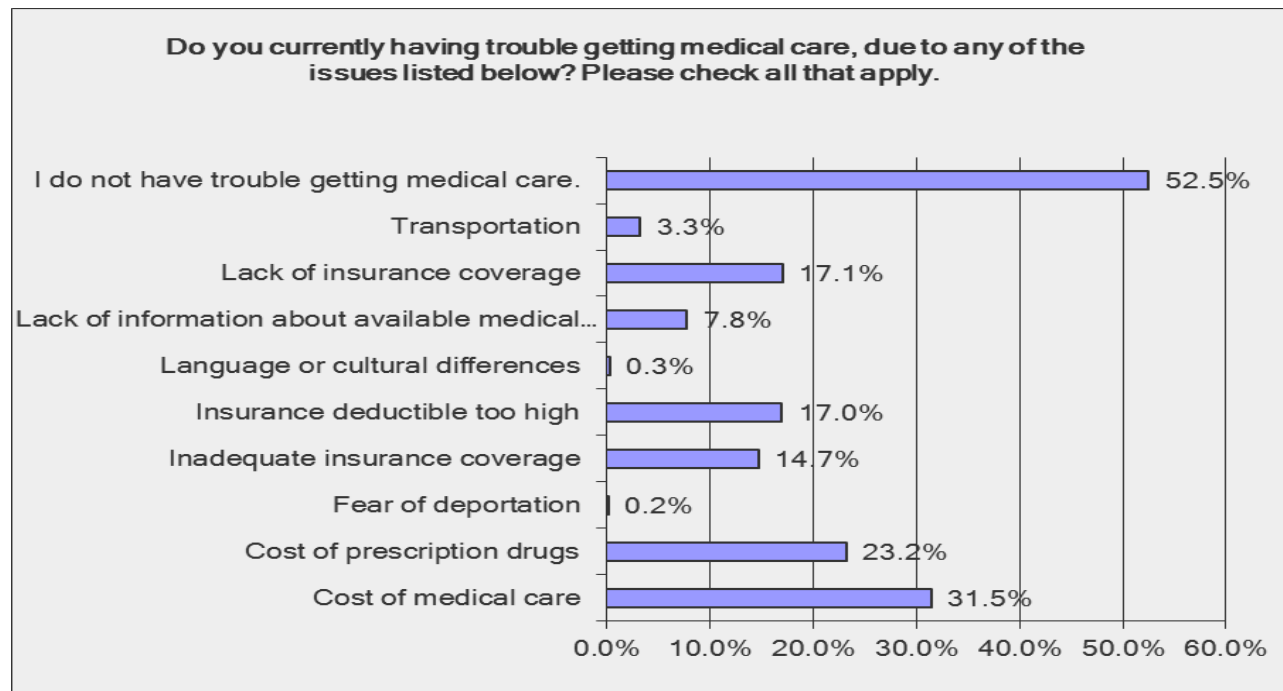
**Health Information.** Survey respondents were offered 17 choices from which to select the ways that they obtain health information. *Healthcare providers* (74.5%), the *Internet* (65%), *Friends/Family* (42%), and *Pharmacists* (39.5%) were the choices most selected.

Where do you get <u>health information</u> ? Please select all that apply.		
Answer Options	Response Percent	Response Count
Billboards	5.7%	35
Bulletin boards	4.7%	29
Friends/family	42.4%	260
Grocery and retail stores	4.2%	26
Healthcare providers	74.5%	457
Internet	65.0%	399
Newspapers/Magazines/Books	24.9%	153
Newsletters/flyers	12.4%	76
Pharmacists	39.5%	242
Places of worship	5.7%	35
Posters	3.1%	19
Radio	11.6%	71
Social Media Sites (Twitter, Facebook)	9.1%	56
Social service offices	5.2%	32
TV	32.1%	197
WIC	3.1%	19

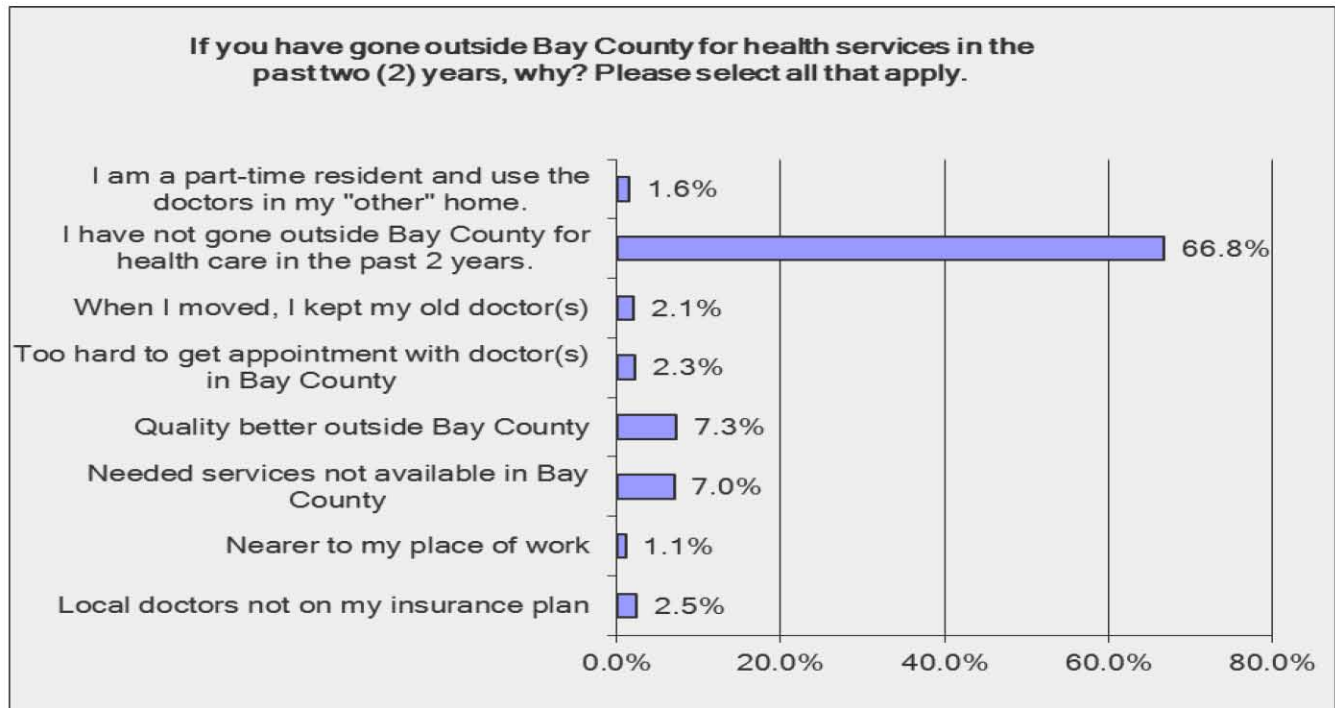


## Access to Healthcare

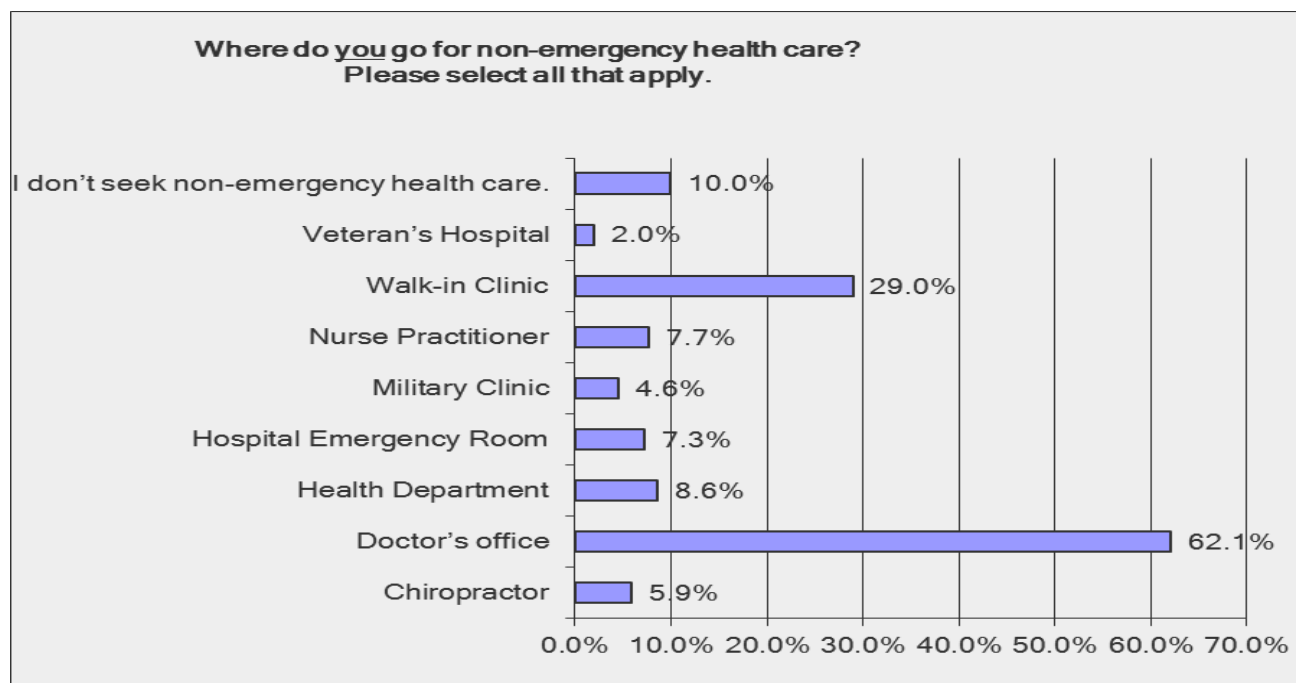
Survey respondents were asked “Do you currently having trouble getting medical care, due to any of the issues listed below?” and were provided 11 choices from which they could select all that applied. While 52.5% of the responses selected indicated that survey respondents did not have trouble getting healthcare, the remaining 47.5% indicated that access to healthcare was a problem. *Cost of medical care* was selected nearly one-third (31.5%) of the time; *Cost of prescription drugs* represented nearly one-quarter (23%) of the responses.



Over two-thirds (67%) of the survey respondents indicated they had not gone outside Bay County in the past two years for health services. Those who had obtained health services outside of Bay County cited *Quality better outside Bay County* (7.3%) and *Needed Services not available in Bay County* (7%) most frequently.



Nearly two-thirds (62%) of the survey respondents reported they go to a *Doctor's Office* when seeking non-emergency care, while slightly more than one-quarter (29%) reported going to a *Walk-in Clinic*.



Over half (53.5%) of the survey respondents had health insurance through a current or former employer. Nearly one-quarter (24%) had Medicaid or Medicare, and 17% reported they did not have health insurance and paid for healthcare out-of-pocket.

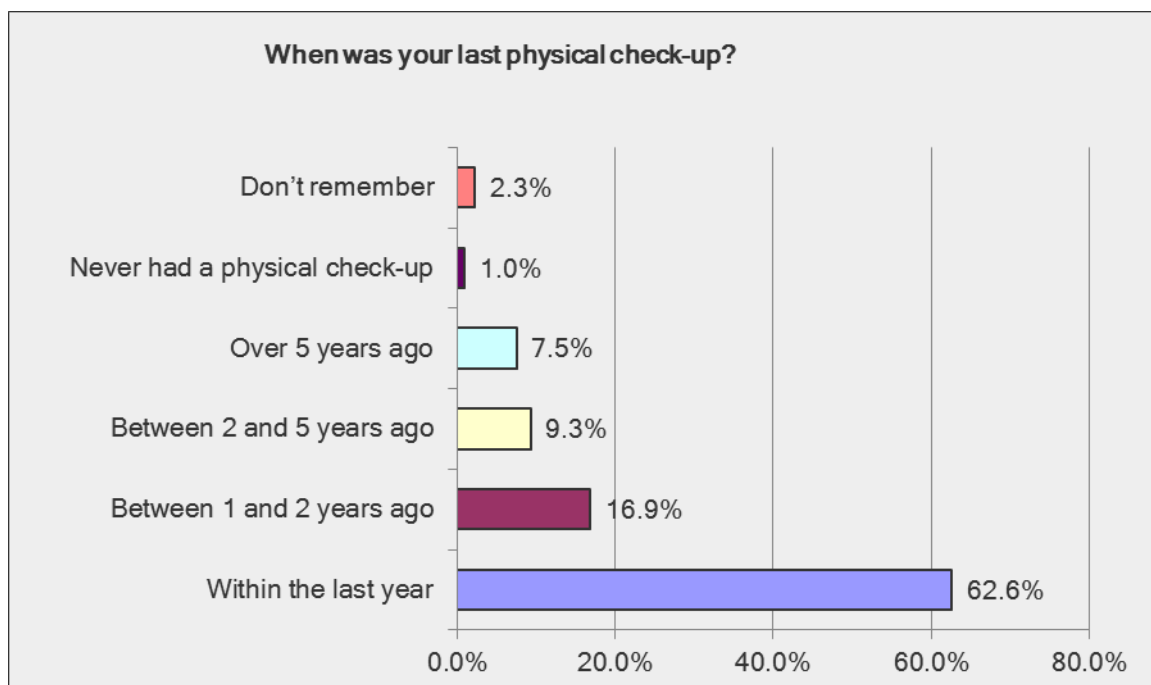
**Do you have health insurance? If so, what kind(s) - check all that apply.**

Answer Options	Response Percent	Response Count
I do NOT have health insurance. I pay for healthcare myself.	17.1%	105
Insurance through current/former employer	53.6%	329
Managed Care (HMO, PPO, etc.)	7.0%	43
Medicare	13.8%	85
Medicaid	10.6%	65
Military/VA (Tri-Care)	11.0%	68

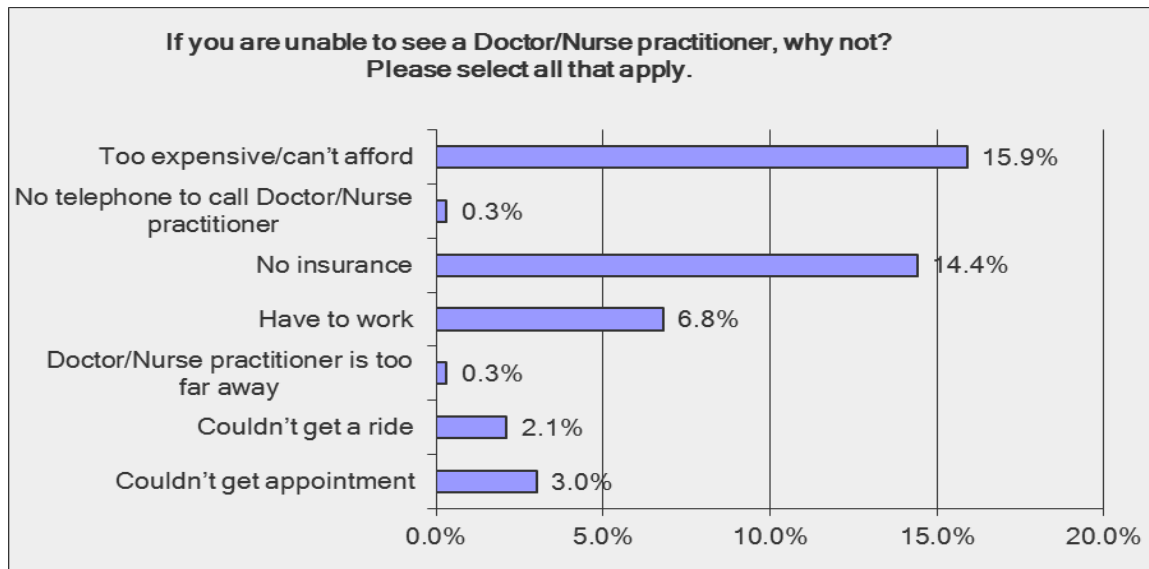
- Nearly half (49%) of the survey respondents had dental insurance, while slightly less than half (48%) did not have dental insurance.

Do <u>you</u> have dental insurance?		
Answer Options	Response Percent	Response Count
Yes	49.1%	301
No	48.6%	298
Don't know	1.0%	6
No Response	1.3%	8
<i>answered question</i>		<b>613</b>
<i>skipped question</i>		<b>36</b>

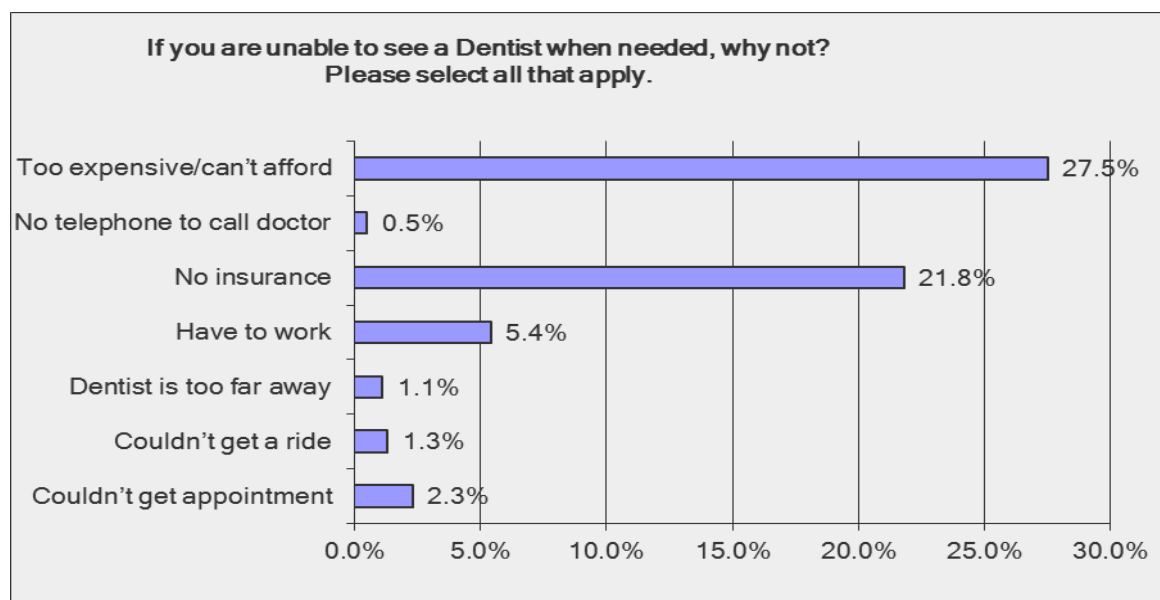
- Nearly two-thirds (62.5%) of the survey respondents had received a physical check-up in the last year.



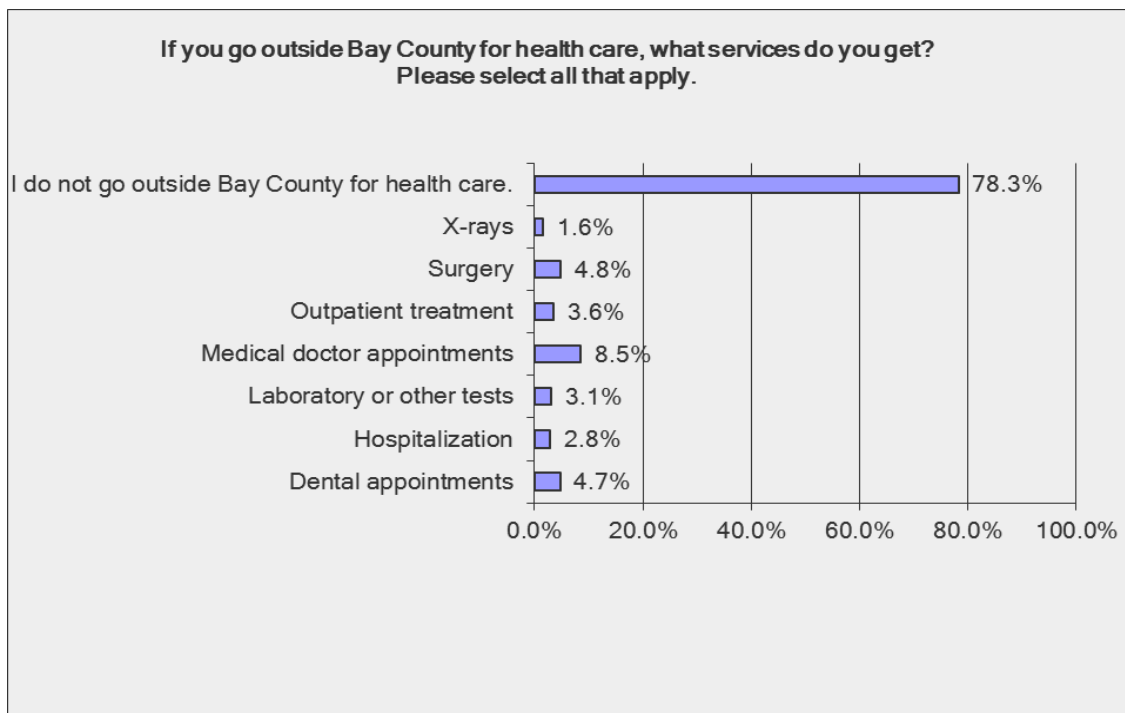
- Over two-thirds (67.7%) of the survey respondents were able to see a doctor or nurse Practitioner.
- Reasons most selected for not being able to see a doctor or nurse practitioner were *Too expensive/can't afford* (15.9%) and *No insurance* (14.4%).



- Over half (55.9%) of the survey respondents were able to see a Dentist. Choices most selected for not seeing a Dentist were *Too expensive/can't afford* (27.5%) and *No insurance* (21.8%).



- Over three-quarters (78%) of the survey respondents indicated they do not go outside Bay County for medical services.



## Family/Household Health

Child Health Issues: Survey respondents were asked about healthcare issues related to any children in their household; slightly more than half (59%) indicated there were no children (infant-18 years of age) in their household. Nearly one-quarter (23%) of the survey respondents reported that in the past two years the child(ren) in their household were not affected by any of the 14 issues listed.

Have there been any children (infant-18 years of age) in your household who have been affected by any of the following issues in the past two (2) years? Please select all that apply.

Answer Options	Response Percent	Response Count
Alcohol abuse	4.7%	14
Behavioral issues (such as Autism, ADHD, Aggression, Violence)	10.1%	30
Childhood obesity	3.7%	11
Developmental delays	5.4%	16
Drug abuse (illegal and/or prescription)	4.7%	14
HIV/AIDS	1.0%	3
Inadequate nutrition	1.3%	4
Physical limitations	1.6%	5
Mental health issues	7.7%	23
Out-of-home care for special needs	0.3%	1
STD (sexually transmitted disease)	1.0%	3
Teenage pregnancy	2.0%	6
Teenage sexual activity	2.3%	7
Tobacco use	6.4%	19
My child(ren) has (have) been not affected by any of these issue in the past 2 years.	47.2%	140

**Mental Health Issues:** Over one-half (54%) of the survey respondents reported that no one in their household had been affected by mental health issues during the past two years. Of the eight mental health issues listed, *Depression/Anxiety* (32%) and *Stress* (31%) were selected by nearly one-third of the respondents.

Has anyone in your household been affected by any of the <u>mental health issues</u> listed below during the past two (2) years? Please select all that apply.		
Answer Options	Response Percent	Response Count
Depression/anxiety	31.9%	192
Diagnosed mental illness (such as Schizophrenia, Bipolar Disorder, Obsessive Compulsive disorder (OCD)	7.5%	45
Eating disorders	3.5%	21
Inability to maintain employment due to mental health issues	3.8%	23
Lack of affordable mental health services	4.8%	29
Suicide or suicide attempts	1.7%	10
Lack of quality mental health services	4.2%	25
Stress	30.1%	181
No Response	2.4%	15
No one in my household has been affected by mental health issues during the past two (2) years.	53.7%	323
Other (please specify)	0.1%	6

**Safety Issues:** Three-quarters of the survey respondents indicated that no one in their household had been affected by safety issues during the past two years. Ten percent of the respondents selected *Falls* from the list of 10 safety choices.

Has anyone in your household been affected by any of these <u>safety issues</u> during the past two (2) years? Please select all that apply.		
Answer Options	Response Percent	Response Count
Domestic violence	2.2%	13
Drunk driving	1.8%	11
Falls	10.5%	63
Guns	0.2%	1
Lack of child injury prevention programs	0.3%	2
Lack of helmet use (including bicycle, ski, ATV, motorcycle)	0.7%	4
On-the-job injuries	3.3%	20
Sexual assault	1.3%	8
Sports injuries	5.0%	30
Water safety	0.8%	5
No one in my household has been affected by safety issues during the past two (2) years.	74.7%	449

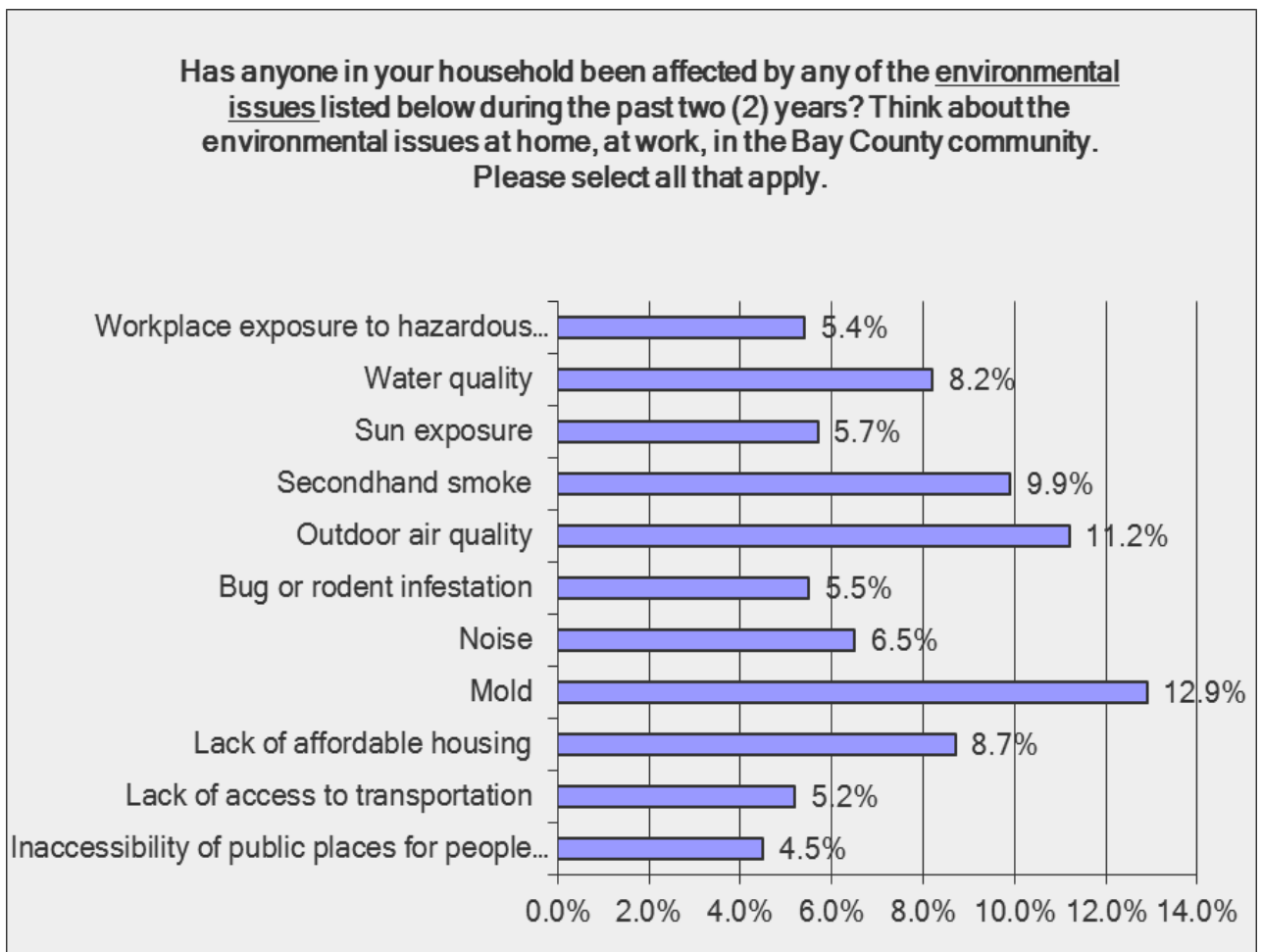


**Vaccine/Immunization Issues:** When asked to select from eight possible vaccine/immunization issues, more than three-quarters (89%) indicated no one in their household had been affected by vaccine or immunization issues in the past two years.

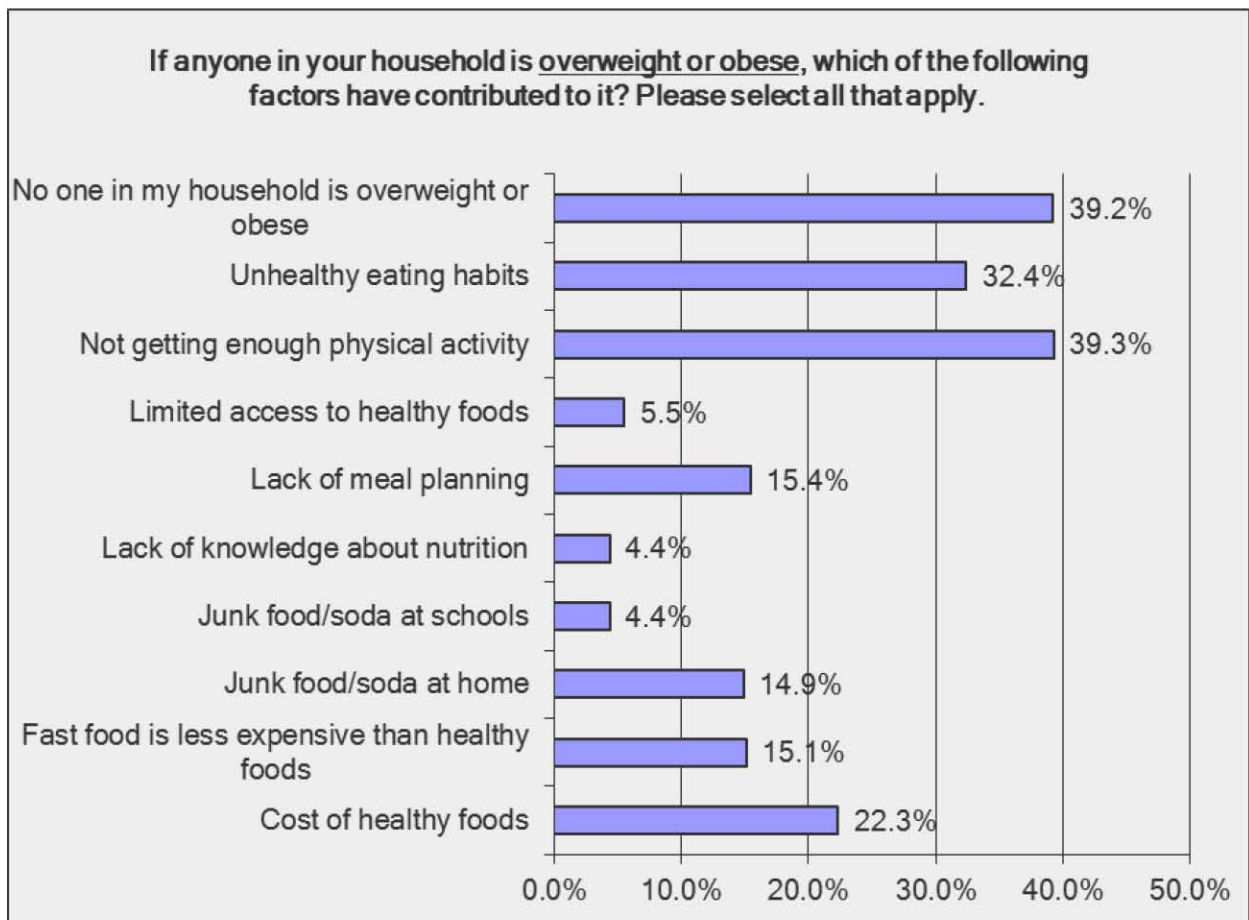
Has anyone in your household been affected by any of the <u>vaccine or immunization</u> issues listed below in the past two (2) years? Please select all that apply.		
Answer Options	Response Percent	Response Count
Problems getting children immunized.	1.0%	6
Child(ren) did not get immunized for religious reasons	0.3%	2
Child(ren) did not get immunized for other reasons	1.4%	9
Problems getting adults immunized	3.3%	20
Adult(s) did not get immunized for religious reasons	0.2%	1
Adult(s) did not get immunized for other reasons	3.3%	20
Don't know where to get free/reduced cost immunizations	5.6%	34
Don't know what immunizations are needed	4.8%	29
No one in my household has been affected by vaccine or immunization issues in the past two (2) years.	89.1%	536
No Response	1.8%	11
Other	1.9%	12
<i>answered question</i>		<b>601</b>
<i>skipped question</i>		<b>48</b>

## Life, Recreation, Nutrition

Environmental issues: Survey respondents were provided 11 possible environmental issues that may have affected them in the past two years. Slightly over one-half (59%) indicated no one in their household had been affected by these environmental issues. The issues that were most frequently selected were *Mold* (13%), *Outdoor air quality* (11%), and *Second-hand smoke* (10%). The least frequently selected issue was *Inaccessibility of public places for people with disabilities* (4.5%).



Obesity issues: Sixty-one percent of the survey respondents indicated that someone in their household was overweight or obese. Over one-third (39%) of the respondents selected *Not getting enough physical activity* and slightly less than one-third (32%) reported *Unhealthy eating habits* as reasons for weight problems. It is interesting to note that nearly a quarter of respondents cited the cost of healthy foods as a contributing factor.



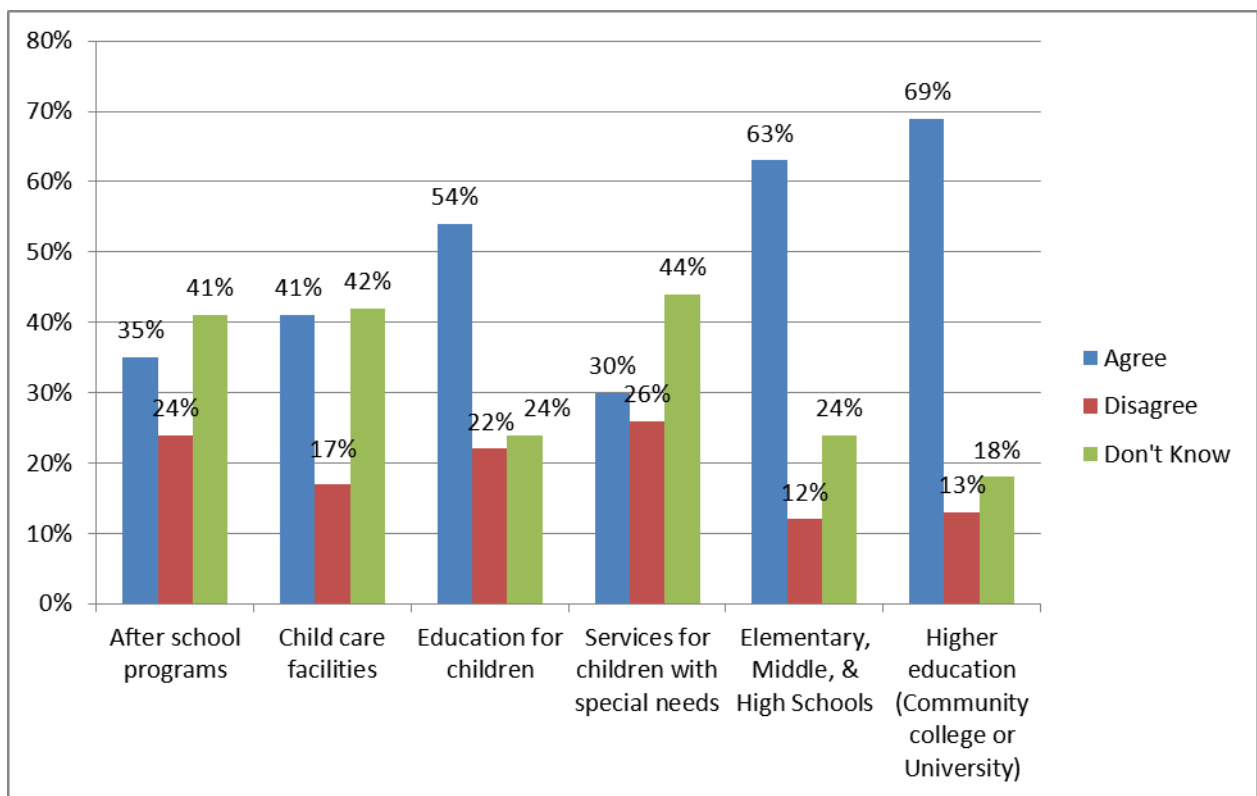
Most important overall health problems in Bay County: Survey respondents were provided a list of 30 health problems and asked to select the three problems that most impacted the overall health of residents in Bay County. The top three were:

- Low paying jobs with no benefits (44%)
- Illicit drug use/prescription drug abuse (32.5%)
- Lack of affordable health insurance (32%)

What do you think are the THREE (3) most important overall health problems in BAY COUNTY? Please select the 3 problems that MOST impact the overall health of residents in Bay County.		
Answer Options	Response Percent	Response Count
Alcohol abuse	22.9%	137
Child abuse and neglect	13.4%	80
Children's health issues	3.9%	23
Childhood poverty	8.0%	48
Family/domestic violence	10.1%	60
High school drop-out rates	3.9%	23
HIV/AIDS	3.0%	18
<b>Illicit drug use/prescription drug abuse</b>	<b>32.5%</b>	<b>194</b>
Lack of access to dentists	8.2%	49
Lack of access to family physicians	3.9%	23
Lack of access to healthcare services	11.2%	67
Lack of access to mental health services	5.0%	30
Lack of access to reproductive healthcare/family planning services	1.2%	7
Lack of access to specialty healthcare services	4.7%	28
<b>Lack of affordable health insurance</b>	<b>32.3%</b>	<b>193</b>
Lack of affordable housing	11.1%	66
Lack of after-school recreational activities for children and youth	5.2%	31
Lack of community care for frail elders	4.9%	29
Lack of diabetes education	3.0%	18
Lack of disaster/emergency preparedness	1.3%	8
Lack of information about community resources	8.7%	52
Lack of leadership in addressing local health problems	5.4%	32
Lack of prenatal care for pregnant women	0.8%	5
<b>Low paying jobs with no benefits</b>	<b>44.4%</b>	<b>265</b>
Neighborhood crime	3.5%	21
Not enough doctors to see people with no health insurance	14.7%	88
Poor air quality	5.0%	30
Poor nutrition at home or in school	7.9%	47
Sexually transmitted diseases	4.0%	24
Tobacco use	9.2%	55
Other (please specify)	6.7%	40
<b>answered question</b>		<b>597</b>
<b>skipped question</b>		<b>52</b>

**Bay County Services:** Survey respondents were given a list of 36 Bay County services and asked to rate their level of agreement as to whether the service was adequate. “*Adequate*” was defined as “*Meets the basic needs for the residents of Bay County, as a whole.*” Three forced-choice responses were used: *Agree*, *Disagree*, or *I don’t know*. The Bay County services were grouped into seven service areas – Education, Job, Health, Recreation, Safety, Quality of Life, and Senior. The tables below present the percentage ratings for each service area.

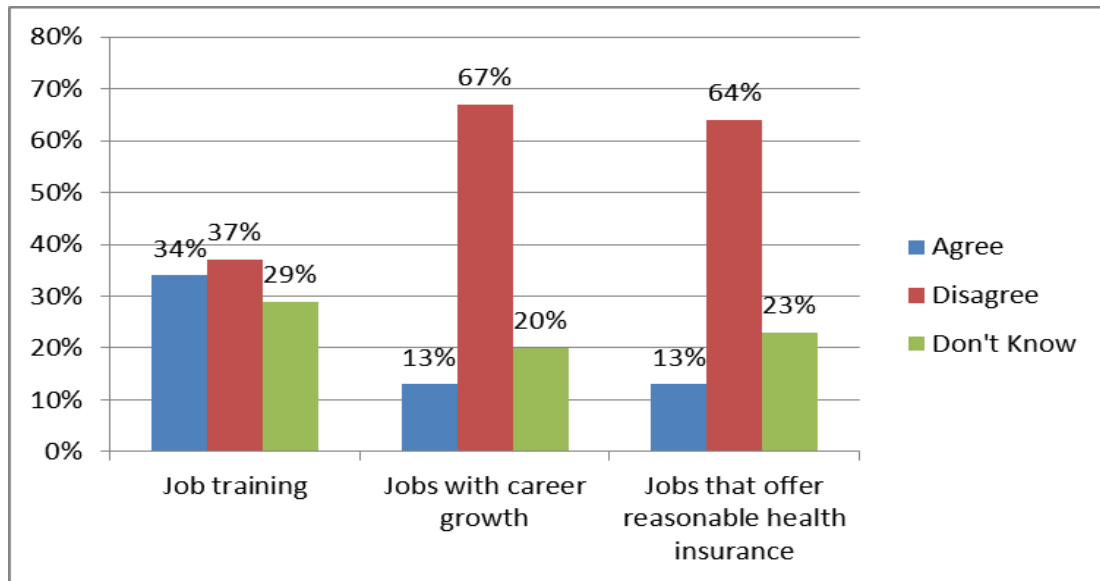
## Education Services



- Over two-thirds (69%) of the survey respondents agreed that Bay County had adequate *Higher Education (Community College or University)*, while almost two-thirds (63%) of the survey respondents agreed that Bay County had adequate *Elementary, Middle, & High Schools*.
- Over half (54%) of the survey respondents agreed that Bay County had adequate *Education for children*.

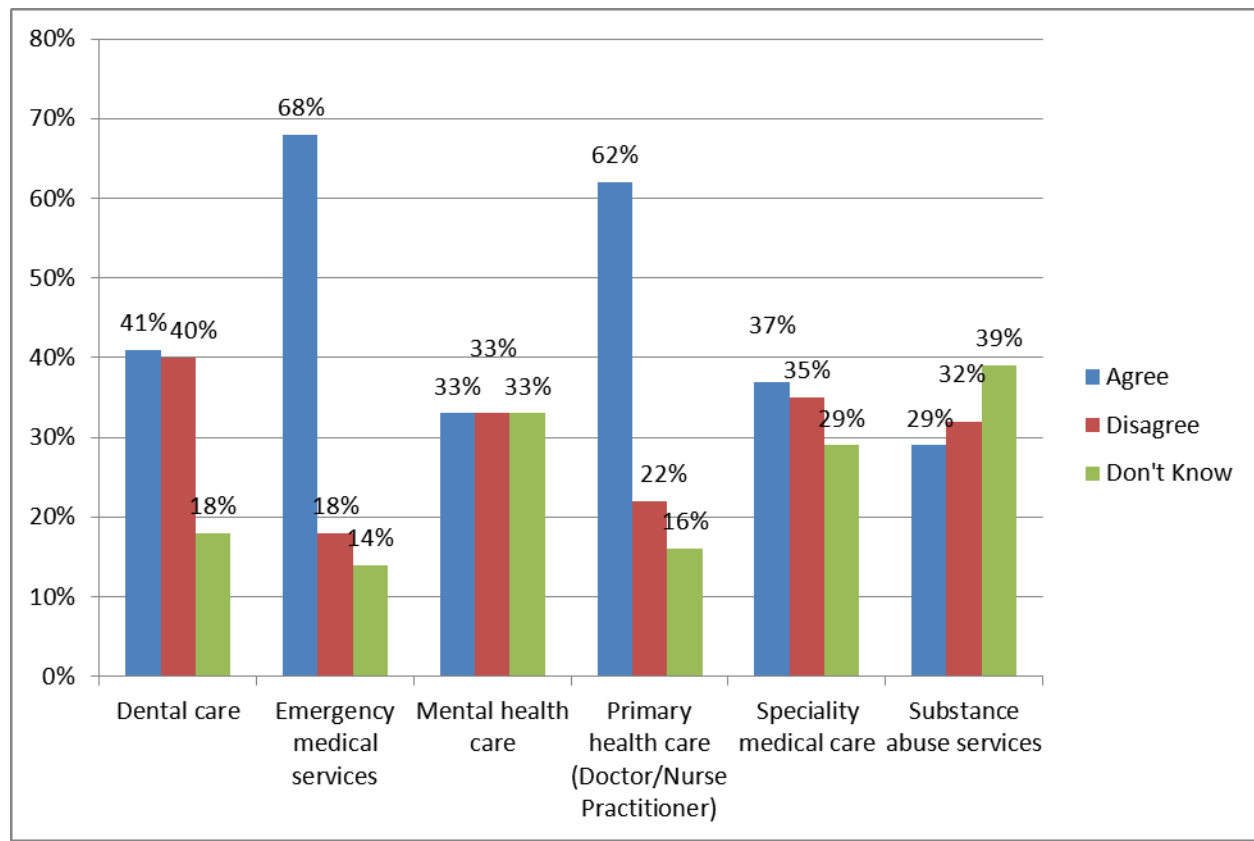
- Over one-third (44%) of the survey respondents did not know about the adequacy of the Bay County *Services for children with special needs*.
- Over one-third of the survey respondents did not know about the adequacy of the Bay County *Child care facilities* (42%) and *After school programs* (41%).

## Job Services



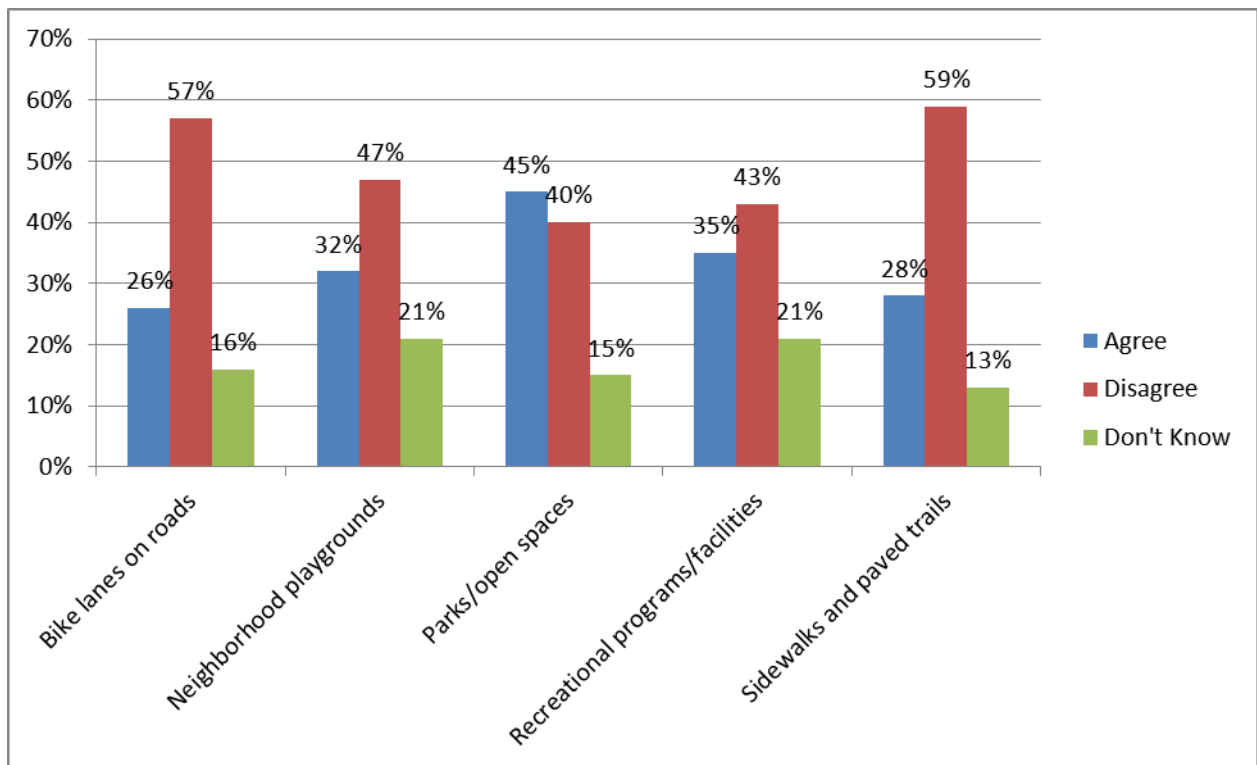
- Over two-thirds of the survey participants selected “Disagree” in regard to Bay County having adequate *Jobs with career growth* (67%) and *Jobs that offer reasonable health insurance* (64%).
- Slightly more than one-third (37%) of the survey respondents disagreed that Bay County had adequate *Job training* services.

## Health Services



- Over two-thirds (68%) of the survey respondents agreed Bay County had adequate *Emergency Medical Services*, while nearly two-thirds (62%) agreed Bay County had adequate *Primary healthcare (Doctor/Nurse Practitioner)*.
- Survey respondents were equally divided on the adequacy of *Dental care* services with 41% indicating they agreed and 40% selecting disagree.
- One-third (33%) of survey respondents selected each response option (agreed, disagreed, or did not know) regarding the adequacy of *Mental healthcare* services in Bay County.
- Over one-third (39%) of the survey respondents did not know about Bay County *Substance Abuse services*.

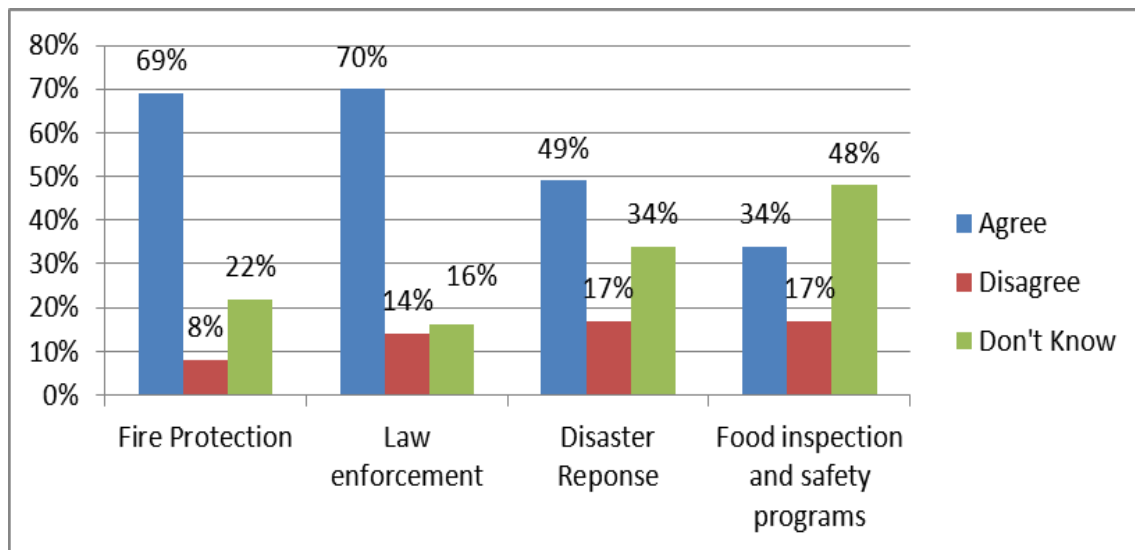
## Recreation Services



- Nearly half (45%) of the survey respondents agreed that Bay County had adequate *Parks/open spaces*, but 47% selected disagree regarding the adequacy of Bay County *Neighborhood playgrounds*.
- Over one-half of the survey respondents selected the disagree option for the statements “Bay County has adequate *Sidewalks and paved trails* (59%)” and “Bay County has adequate *Bike lanes on roads* (57%).”
- Over one-third (43%) of the survey respondents selected disagreed that Bay County had adequate *Recreational programs/facilities*.

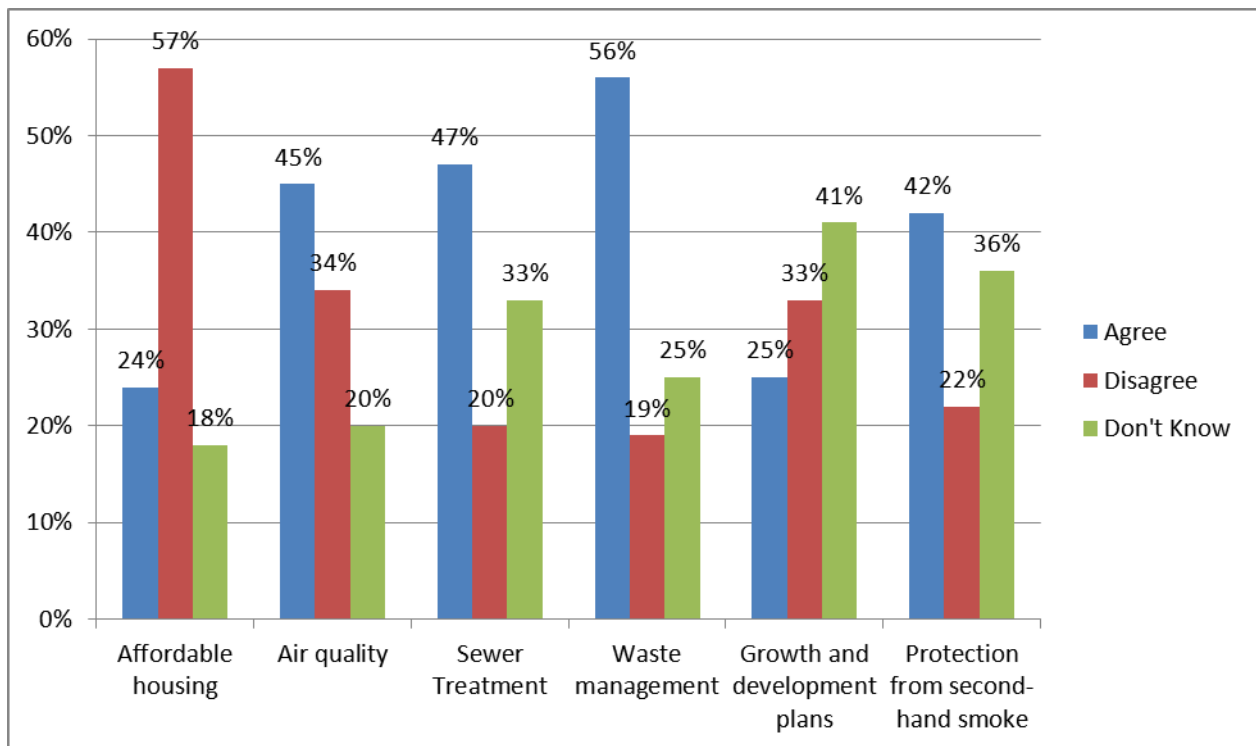


## Safety Services



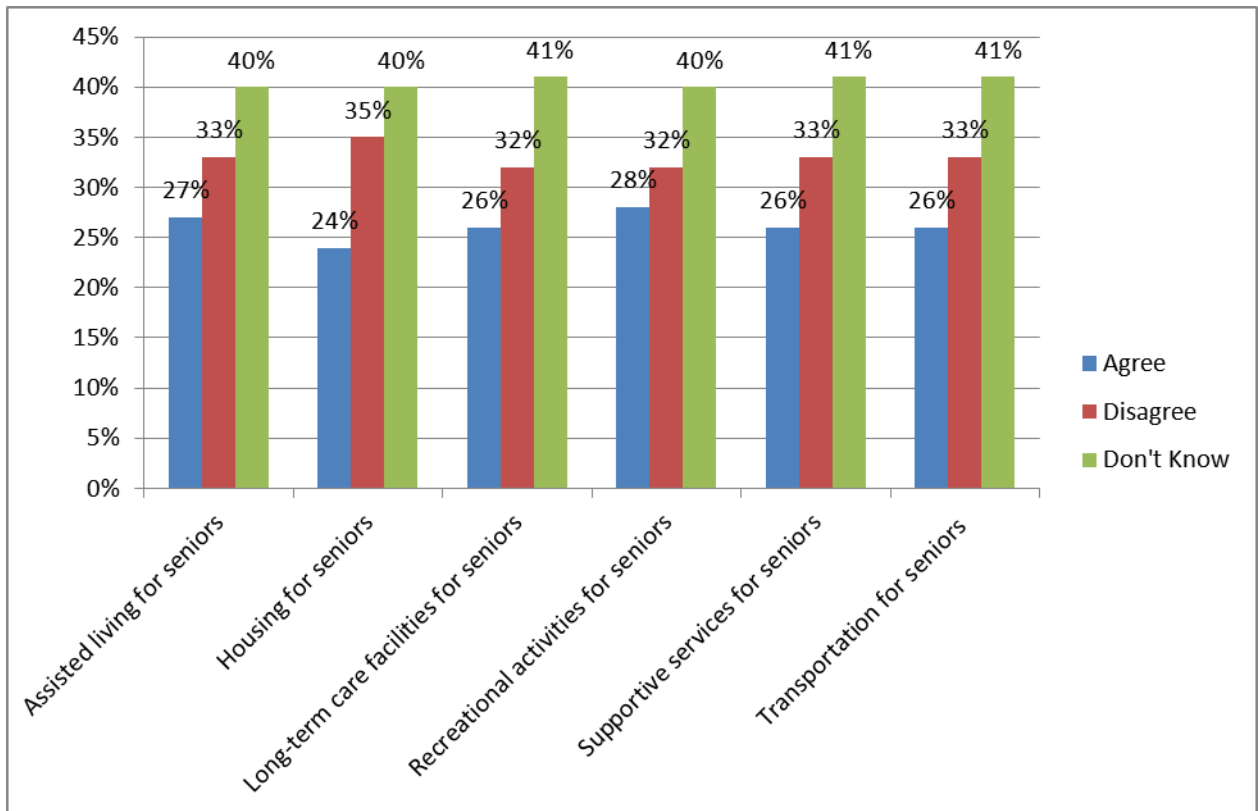
- Over two-thirds of the survey respondents agreed that Bay County had adequate *Law enforcement protection* (70%) and *Fire protection* (69%).
- Nearly one-half (49%) of the survey respondents agreed that Bay County had adequate *Disaster response plans* (e.g., to natural disasters, disease outbreaks).
- Nearly one-half (48%) of the survey respondents did not know about the adequacy of Bay County *Food Inspection and safety programs*.

## Quality of Life Services



- Over one-half (57%) of the survey respondents selected the disagree response option regarding the adequacy of Bay County's *Affordable housing*.
- Nearly one-half of the survey respondents agreed that Bay County had adequate *Sewer treatment systems* (47%) and *Air quality* (45%).
- Overly one-half (56%) of the survey respondents agreed that Bay County had adequate *Waste management* services.
- Over one-third (41%) of the survey respondents did not know about the adequacy of Bay County's *Growth and development plans*. Over one-third (42%) of the survey respondents agreed that Bay County had adequate *Protection from second-hand smoke*.

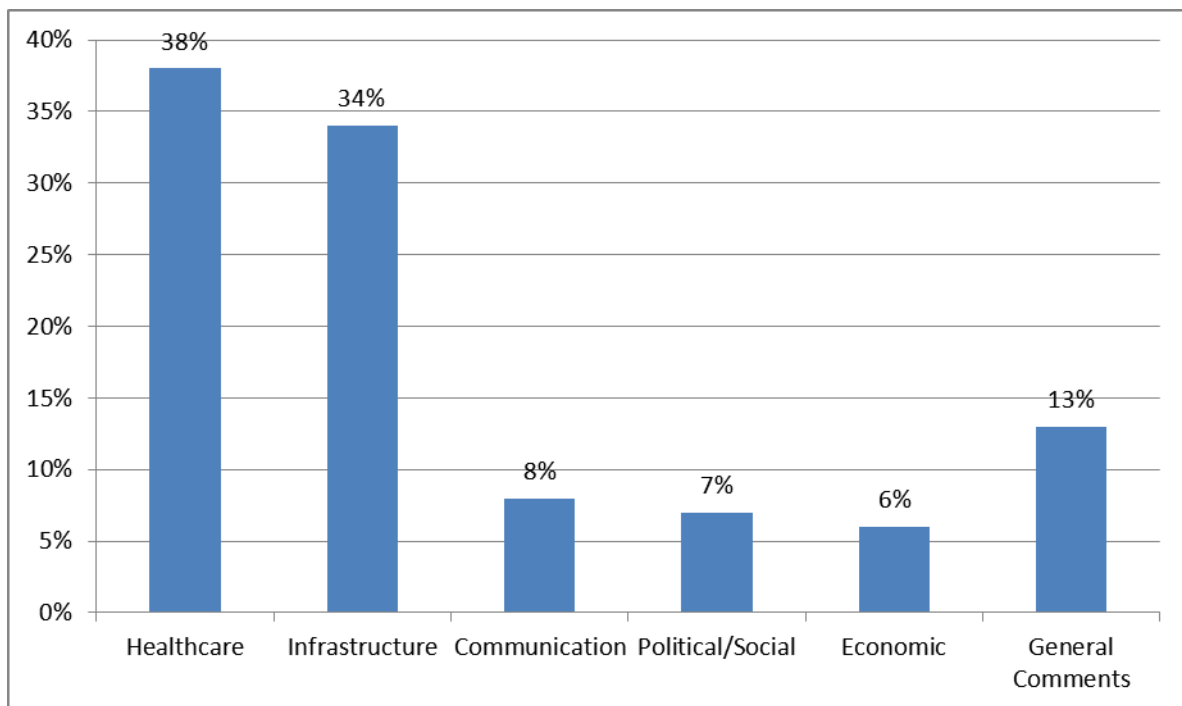
## Senior Services



- Over one-third (40-41%) of the survey respondents did not know about the adequacy of Senior Services within Bay County.
- Approximately one-third of the respondents found all the services for seniors listed in the above table inadequate.

## General Comments

The final question on the Community Health Survey asked respondents to provide any additional comments about health issues in Bay County. Ninety-six people (15% of total survey respondents) provided comments in this area. The comments were clustered together based on common themes. These themes and how often they were mentioned are depicted in the table below.



- Over one-third of the comments focused on *Healthcare* (38%) and *Infrastructure* (34%).

The themes are listed below, with their sub-thematic areas. The number of responses is provided in parentheses. Appendix 2 contains the verbatim responses for each theme.

**HEALTHCARE RELATED (37)**

- Access to healthcare (20)
- Affordable Healthcare/Insurance Companies (6)
- Cost of healthcare (3)
- Risk Factors (2)
- Need healthcare for low income/uninsured (2)
- Misuse of current Healthcare system (2)
- Health benefits (1)
- Positive Healthcare comment (1)

**INFRASTRUCTURE RELATED (33)**

- Economic infrastructure (7)
- Need recreation areas/Land use (5)
- General Healthcare Infrastructure (5)
- General care for Bay County residents (4)
- Education Infrastructure (4)
- Transportation (4)
- Environmental (4)

**COMMUNICATION (8)**

- Unaware of services/Need communication (5)
- Education/Health Awareness (3)

**POLITICAL/SOCIAL RELATED (7)**

- Social attitudes/values (5)
- Political system (2)

**ECONOMIC RELATED (6)**

- Cost of living (5)

- Funding/Budget cuts (1)

### **GENERAL COMMENTS (13)**

- Thank you (4)
- Survey-related comment (4)
- General positive comment (3)
- Other comments (2)

## **COMMUNITY HEALTH SURVEY 2012- NEXT STEPS**

The next step in the Bay County Community Health Improvement Project is for the Community Health Task Force to review the Community Health Needs Assessment in conjunction with the Forces of Change Report and the Bay County Community Health Profile Report. These three documents will be used to prioritize health issues, identify Bay County strengths, weaknesses, opportunities, and threats (SWOT), and develop an action plan that will address the top health issues and provide guidance for measuring impact.



## Appendix 1: Bay County Community Health Survey





The Community Health Task Force, in conjunction with the Bay County Health Department, is conducting the 2012 Community Health Needs Assessment (CHNA) and Community Health Improvement Plan (CHIP).

Filling out this survey takes about 10 minutes, and your responses are completely anonymous. Your opinion is important. Let us know how you feel about the quality and accessibility of healthcare in Bay County. As you answer the questions, please think about physical and mental health, access to healthcare, the environment, safety, and other quality of life issues. Your input makes a difference!

Thank you in advance for participating in this survey. Please respond to the first question. Then follow the directions.

**1. From the choices below, please select the one that BEST describes you.**

- ☐ I am a full-time resident of Bay County (I live here at least 9 months during the year).
- ☐ I am a part-time resident of Bay County (I live here between 3 - 9 months a year).

**The survey is printed on both sides of the paper, so be sure to complete both sides.**

**Please turn the page over and continue to page 2 of the survey. ►**

## Section I. General Background Information

This information helps us ensure we have a representative sample of Bay County residents. Thank you in advance for answering these questions.

### 1. What is your sex?

- ☐ Male  
☐ Female

### 2. How old are you?

- |  |  |
|--|--|
| <input type="checkbox"/> 18- 24 years old  | <input type="checkbox"/> 55 - 64 years old |
| <input type="checkbox"/> 25 – 34 years old | <input type="checkbox"/> 65 - 74 years old |
| <input type="checkbox"/> 35 - 44 years old | <input type="checkbox"/> 75 - 84 years old |
| <input type="checkbox"/> 45 - 54 years old | <input type="checkbox"/> over 85 years old |

### 3. How do you describe yourself? You can choose one answer OR more than one.

- ☐ American Indian or Alaskan Native  
☐ Asian  
☐ Black or African American  
☐ Hispanic or Latino  
☐ Native Hawaiian or Other Pacific Islander  
☐ White or Caucasian  
☐ Other, (please specify) \_\_\_\_\_

### 4. What language do you normally speak at home?

- ☐ English  
☐ Spanish  
☐ Other - Please specify \_\_\_\_\_

### 5. What is the highest educational level you have completed?

- ☐ Less than 12 years  
☐ High school diploma or GED  
☐ Technical school after High school  
☐ Some college  
☐ Bachelor's Degree  
☐ Master's Degree or higher

**Please continue. ►**

**6. What is your yearly income?**

- ☐ Less than \$10,000
- ☐ \$10,000 to \$14,999
- ☐ \$15,000 to \$24,999
- ☐ \$25,000 to \$34,999
- ☐ \$35,000 to \$49,999
- ☐ \$50,000 to \$74,999
- ☐ \$75,000 to \$99,999
- ☐ \$100,000 to \$149,999
- ☐ \$150,000 or more

☐ I am not comfortable answering this question.

**7. Please enter the zip code in which you live or that is closest to your home.**

Enter zip code here (Please enter the first 5 digits only). \_\_\_\_\_

☐ I do not know the zip code.

**Please continue. ►**

## Section II. General Health Information

The following questions ask about your general health. All responses on this survey are anonymous.

### 1. Where do you get health information? Please select all that apply.

- |   |   |
|---|---|
| <input type="checkbox"/> Billboards                   | <input type="checkbox"/> Pharmacists                            |
| <input type="checkbox"/> Bulletin boards              | <input type="checkbox"/> Places of worship                      |
| <input type="checkbox"/> Friends/family               | <input type="checkbox"/> Posters                                |
| <input type="checkbox"/> Grocery and retail stores    | <input type="checkbox"/> Radio                                  |
| <input type="checkbox"/> Healthcare providers         | <input type="checkbox"/> Social Media Sites (Twitter, Facebook) |
| <input type="checkbox"/> Internet                     | <input type="checkbox"/> Social service offices                 |
| <input type="checkbox"/> Newspapers                   | <input type="checkbox"/> TV                                     |
| <input type="checkbox"/> Newsletters/flyers           | <input type="checkbox"/> WIC                                    |
| <input type="checkbox"/> Other – Please specify _____ |   |

### 2. Do you currently having trouble getting medical care, due to the issues listed below? Please check all that apply.

- ☐ Cost of medical care
- ☐ Cost of prescription drugs
- ☐ Fear of deportation
- ☐ Inadequate insurance coverage
- ☐ Insurance deductible too high
- ☐ Language or cultural differences
- ☐ Lack of information about available medical resources
- ☐ Lack of insurance coverage
- ☐ Transportation
- ☐ I do not have trouble getting medical care.
- ☐ Other – Please specify \_\_\_\_\_

### 3. Do you have health insurance? If so, what kind(s) - check all that apply.

- ☐ I do NOT have health insurance. I pay for healthcare myself.
- ☐ Insurance through current/former employer
- ☐ Managed Care (HMO, PPO, etc.)
- ☐ Medicare
- ☐ Medicaid
- ☐ Military/VA (TriCare)
- ☐ Other – Please specify \_\_\_\_\_

### 4. Do you have dental insurance?

- ☐ Yes      ☐ No
- ☐ Don't know

**Please continue. ►**

## Section III. Personal Health

The following questions ask about your health and your access to healthcare. All responses on this survey are anonymous.

### 1. When was your last physical check-up?

- ☐ Within the last year
- ☐ Between 1 and 2 years ago
- ☐ Between 2 and 5 years ago
- ☐ Over 5 years ago
- ☐ Never had a physical check-up
- ☐ Don't remember

### 2. If you are unable to see a Doctor/Nurse practitioner, why not? Please select all that apply.

- ☐ Couldn't get appointment
- ☐ Couldn't get a ride
- ☐ Doctor/Nurse practitioner is too far away
- ☐ Have to work
- ☐ No insurance
- ☐ No telephone to call Doctor/Nurse practitioner
- ☐ Too expensive/can't afford
- ☐ I am able to see a Doctor/Nurse Practitioner.
- ☐ Other - please specify \_\_\_\_\_

### 3. If you are unable to see a Dentist when needed, why not? Please select all that apply.

- ☐ Couldn't get appointment
- ☐ Couldn't get a ride
- ☐ Dentist is too far away
- ☐ Have to work
- ☐ No insurance
- ☐ No telephone to call doctor
- ☐ Too expensive/can't afford
- ☐ I am able to see a Dentist.
- ☐ Other - please specify \_\_\_\_\_

**Please continue. ►**

**4. Where do you go for non-emergency healthcare? Please select all that apply.**

- ☐ Chiropractor
- ☐ Doctor's office
- ☐ Health Department
- ☐ Hospital Emergency Room
- ☐ Military Clinic
- ☐ Nurse Practitioner
- ☐ Walk-in Clinic
- ☐ Veteran's Hospital
- ☐ I don't seek non-emergency healthcare.
- ☐ Other – please specify \_\_\_\_\_

**5. If you go outside Bay County for healthcare, what services do you get? Please select all that apply.**

- ☐ Dental appointments
- ☐ Hospitalization
- ☐ Laboratory or other tests
- ☐ Medical doctor appointments
- ☐ Outpatient treatment
- ☐ Surgery
- ☐ X-rays
- ☐ I do not go outside Bay County for healthcare.
- ☐ Other – please specify \_\_\_\_\_

**6. If you have gone outside Bay County for health services in the past two (2) years, why? Please select all that apply.**

- ☐ Local doctors not on my insurance plan
- ☐ Nearer to my place of work
- ☐ Needed services not available in Bay County
- ☐ Quality better outside Bay County
- ☐ Too hard to get appointment with doctor(s) in Bay County
- ☐ When I moved, I kept my old doctor(s)
- ☐ I have not gone outside Bay County for healthcare in the past 2 years.
- ☐ I am a part-time resident and use the doctors in my "other" home.
- ☐ Other – please specify \_\_\_\_\_

**Please continue. ►**

## Section IV. Family/Household Health

The following questions ask about the health of those in your household (including yourself). Please remember that all responses are anonymous.

**1. Have there been any CHILDREN (infant -18 years of age) in your household who have been affected by any of the following issues in the past two (2) years? Please select all that apply.**

- |   |  |
|---|--|
| <input type="checkbox"/> Alcohol abuse  | <input type="checkbox"/> Mental health issues  |
| <input type="checkbox"/> Behavioral issues (such as Autism, ADHD, Aggression, Violence) | <input type="checkbox"/> Out-of-home care for special needs  |
|   | <input type="checkbox"/> STD (sexually transmitted disease)  |
| <input type="checkbox"/> Childhood obesity  | <input type="checkbox"/> Teenage pregnancy   |
| <input type="checkbox"/> Developmental delays   | <input type="checkbox"/> Teenage sexual activity   |
| <input type="checkbox"/> Drug abuse (illegal and/or prescription)                       | <input type="checkbox"/> Tobacco use   |
| <input type="checkbox"/> HIV/AIDS   | <input type="checkbox"/> My child(ren) has (have) been not affected by any of these issue in the past 2 years. |
| <input type="checkbox"/> Inadequate nutrition   | <input type="checkbox"/> There are no children (infant-18 years of age) in my household.                       |
| <input type="checkbox"/> Physical limitations   |  |

**2. Has anyone in your household been affected by any of the mental health issues listed below during the past two (2) years? Please select all that apply.**

- ☐ Depression/anxiety
- ☐ Diagnosed mental illness (such as Schizophrenia, Bipolar Disorder, Obsessive Compulsive disorder (OCD))
- ☐ Eating disorders
- ☐ Inability to maintain employment due to mental health issues
- ☐ Lack of affordable mental health services
- ☐ Suicide or suicide attempts
- ☐ Lack of quality mental health services
- ☐ Stress
- ☐ No one in my household has been affected by mental health issues during the past two (2) years.
- ☐ Other – please specify \_\_\_\_\_

**3. Has anyone in your household been affected by any of these safety issues during the past two (2) years? Please select all that apply.**

- |   |   |
|---|---|
| <input type="checkbox"/> Domestic violence  | <input type="checkbox"/> On- the- job injuries  |
| <input type="checkbox"/> Drunk driving  | <input type="checkbox"/> Sexual assault   |
| <input type="checkbox"/> Falls  | <input type="checkbox"/> Sports injuries  |
| <input type="checkbox"/> Guns   | <input type="checkbox"/> Water safety   |
| <input type="checkbox"/> Lack of child injury prevention programs                     | <input type="checkbox"/> No one in my household has been affected by safety issues during the past two (2) years. |
| <input type="checkbox"/> Lack of helmet use (including bicycle, ski, ATV, motorcycle) |   |
| <input type="checkbox"/> Other – please specify _____                                 |   |

**Please continue. ►**



**4. Has anyone in your household been affected by any of the vaccine or immunization issues listed below in the past two (2) years? Please select all that apply.**

- ☐ Problems getting children immunized.
  - ☐ Child(ren) did not get immunized for religious reasons
  - ☐ Child(ren) did not get immunized for other reasons
  - ☐ Problems getting adults immunized
  - ☐ Adult(s) did not get immunized for religious reasons
  - ☐ Adult(s) did not get immunized for other reasons
  - ☐ Don't know where to get free/reduced cost immunizations
  - ☐ Don't know what immunizations are needed
  - ☐ No one in my household has been affected by vaccine or immunization issues in the past two (2) years.
  - ☐ Other vaccine or immunization issues – Please specify \_\_\_\_\_
- 

**Please continue. ►**

## Section V. Life, Recreation, Nutrition

Please think about the quality of life for you and your household including recreation, nutrition, and environment.

**1. Has anyone in your household been affected by any of the environmental issues listed below during the past two (2) years? Please select all that apply.**

- |  |  |
|--|--|
| <input type="checkbox"/> Inaccessibility of public places for people with disabilities | <input type="checkbox"/> Outdoor air quality   |
| <input type="checkbox"/> Lack of access to transportation                              | <input type="checkbox"/> Secondhand smoke  |
| <input type="checkbox"/> Lack of affordable housing                                    | <input type="checkbox"/> Sun exposure  |
| <input type="checkbox"/> Mold  | <input type="checkbox"/> Water quality   |
| <input type="checkbox"/> Noise   | <input type="checkbox"/> Workplace exposure to hazardous materials (e.g. pesticides, chemicals, etc.)                |
| <input type="checkbox"/> Bug or rodent infestation                                     | <input type="checkbox"/> No one in my household has been affected by environmental issues in the past two (2) years. |

☐ Other – Please specify \_\_\_\_\_

**2. If anyone in your household is overweight or obese, which of the following factors have contributed to it? Please select all that apply.**

- ☐ Cost of healthy foods
- ☐ Fast food is less expensive than healthy foods
- ☐ Junk food/soda at home
- ☐ Junk food/soda at schools
- ☐ Lack of knowledge about nutrition
- ☐ Lack of meal planning
- ☐ Limited access to healthy foods
- ☐ Not getting enough physical activity
- ☐ Unhealthy eating habits
- ☐ No one in my household is overweight or obese
- ☐ Other (please specify) \_\_\_\_\_

**Please continue. ►**

**3. What do you think are the THREE most important overall health problems in Bay County? Please select the 3 problems that MOST impact the overall health of residents in Bay County.**

- |  |   |
|--|---|
| <input type="checkbox"/> Alcohol abuse   | <input type="checkbox"/> Lack of affordable housing   |
| <input type="checkbox"/> Child abuse and neglect   | <input type="checkbox"/> Lack of after <del>school</del> recreational activities for children and youth |
| <input type="checkbox"/> Children's health issues  | <input type="checkbox"/> Lack of community care for frail elders  |
| <input type="checkbox"/> Childhood poverty   | <input type="checkbox"/> Lack of diabetes education   |
| <input type="checkbox"/> Family/domestic violence  | <input type="checkbox"/> Lack of disaster/emergency preparedness  |
| <input type="checkbox"/> High school drop-out rates  | <input type="checkbox"/> Lack of information about community resources                                  |
| <input type="checkbox"/> HIV/AIDS  | <input type="checkbox"/> Lack of leadership in addressing local health problems                         |
| <input type="checkbox"/> Illicit drug use/prescription drug abuse                            | <input type="checkbox"/> Lack of prenatal care for pregnant women                                       |
| <input type="checkbox"/> Lack of access to dentists  | <input type="checkbox"/> Low paying jobs with no benefits   |
| <input type="checkbox"/> Lack of access to family physicians                                 | <input type="checkbox"/> Neighborhood crime   |
| <input type="checkbox"/> Lack of access to healthcare services                               | <input type="checkbox"/> Not enough doctors to see people with no health insurance                      |
| <input type="checkbox"/> Lack of access to mental health services                            | <input type="checkbox"/> Poor air quality   |
| <input type="checkbox"/> Lack of access to reproductive health care/family planning services | <input type="checkbox"/> Poor nutrition at home or in school  |
| <input type="checkbox"/> Lack of access to specialty healthcare services                     | <input type="checkbox"/> Sexually transmitted diseases  |
| <input type="checkbox"/> Lack of affordable health insurance                                 | <input type="checkbox"/> Tobacco use  |

☐ Other – Please specify \_\_\_\_\_

**Please continue. ►**

4. For this question, please select the appropriate response based on whether the services listed below are ADEQUATE or MEETS THE BASIC NEEDS for the residents of Bay County, as a whole.

Bay County has <u>adequate</u> (meets the basic needs of Bay County residents). . .	Agree	Disagree	I don't know
After school programs	<input type="checkbox"/>	<input type="checkbox"/>	<input type="checkbox"/>
Child care facilities	<input type="checkbox"/>	<input type="checkbox"/>	<input type="checkbox"/>
Education for children	<input type="checkbox"/>	<input type="checkbox"/>	<input type="checkbox"/>
Services for children with special needs	<input type="checkbox"/>	<input type="checkbox"/>	<input type="checkbox"/>
Elementary, Middle, & High Schools	<input type="checkbox"/>	<input type="checkbox"/>	<input type="checkbox"/>
Higher education (Community college or University)	<input type="checkbox"/>	<input type="checkbox"/>	<input type="checkbox"/>
Job training	<input type="checkbox"/>	<input type="checkbox"/>	<input type="checkbox"/>
Jobs with career growth	<input type="checkbox"/>	<input type="checkbox"/>	<input type="checkbox"/>
Jobs that offer reasonable health insurance	<input type="checkbox"/>	<input type="checkbox"/>	<input type="checkbox"/>
Bay County has <u>adequate</u> (meets the basic needs of Bay County residents). . .	Agree	Disagree	I don't know
Dental care	<input type="checkbox"/>	<input type="checkbox"/>	<input type="checkbox"/>
Emergency medical services	<input type="checkbox"/>	<input type="checkbox"/>	<input type="checkbox"/>
Mental healthcare	<input type="checkbox"/>	<input type="checkbox"/>	<input type="checkbox"/>
Primary healthcare (Doctor/Nurse Practitioner)	<input type="checkbox"/>	<input type="checkbox"/>	<input type="checkbox"/>
Specialty medical care	<input type="checkbox"/>	<input type="checkbox"/>	<input type="checkbox"/>
Substance abuse services	<input type="checkbox"/>	<input type="checkbox"/>	<input type="checkbox"/>
Bike lanes on roads	<input type="checkbox"/>	<input type="checkbox"/>	<input type="checkbox"/>
Neighborhood playgrounds	<input type="checkbox"/>	<input type="checkbox"/>	<input type="checkbox"/>
Parks/open spaces	<input type="checkbox"/>	<input type="checkbox"/>	<input type="checkbox"/>
Recreational programs/facilities	<input type="checkbox"/>	<input type="checkbox"/>	<input type="checkbox"/>
Sidewalks and paved trails	<input type="checkbox"/>	<input type="checkbox"/>	<input type="checkbox"/>

Please continue. ►

Bay County has <u>adequate</u> (meets the basic needs of Bay County residents). . .	Agree	Disagree	I don't know
Affordable housing	<input type="checkbox"/>	<input type="checkbox"/>	<input type="checkbox"/>
Air quality	<input type="checkbox"/>	<input type="checkbox"/>	<input type="checkbox"/>
Fire protection	<input type="checkbox"/>	<input type="checkbox"/>	<input type="checkbox"/>
Law enforcement protection	<input type="checkbox"/>	<input type="checkbox"/>	<input type="checkbox"/>
Sewer treatment systems	<input type="checkbox"/>	<input type="checkbox"/>	<input type="checkbox"/>
Waste management	<input type="checkbox"/>	<input type="checkbox"/>	<input type="checkbox"/>
Disaster response plans (e.g. to natural disasters, disease outbreaks)	<input type="checkbox"/>	<input type="checkbox"/>	<input type="checkbox"/>
Food inspection and safety programs	<input type="checkbox"/>	<input type="checkbox"/>	<input type="checkbox"/>
Growth and development plans	<input type="checkbox"/>	<input type="checkbox"/>	<input type="checkbox"/>
Protection from second hand smoke	<input type="checkbox"/>	<input type="checkbox"/>	<input type="checkbox"/>
Bay County has <u>adequate</u> (meets the basic needs of Bay County residents). . .	Agree	Disagree	I don't know
Assisted living for seniors	<input type="checkbox"/>	<input type="checkbox"/>	<input type="checkbox"/>
Housing for seniors	<input type="checkbox"/>	<input type="checkbox"/>	<input type="checkbox"/>
Long-term care facilities for seniors	<input type="checkbox"/>	<input type="checkbox"/>	<input type="checkbox"/>
Recreational activities for seniors	<input type="checkbox"/>	<input type="checkbox"/>	<input type="checkbox"/>
Supportive services for seniors	<input type="checkbox"/>	<input type="checkbox"/>	<input type="checkbox"/>
Transportation for seniors	<input type="checkbox"/>	<input type="checkbox"/>	<input type="checkbox"/>

**5. GENERAL COMMENTS:** Please feel free to add any additional comments about health issues in Bay County.

**Thank you for letting us know about the quality and accessibility of healthcare in Bay County! Your input makes a difference.**

If you have questions or want more information about this survey, please contact Randy Chitwood at the Bay County Health Department Email: [Randall.Chitwood@doh.state.fl.us](mailto:Randall.Chitwood@doh.state.fl.us) or Phone (850) 872-4455 x 1240.

## Appendix 2: Bay County Community Health Survey Data Results



**All “Other” results are presented verbatim. No editing to correct spelling or grammar errors was conducted.**

1. From the choices below, please select the one that BEST describes you.		
Answer Options	Response Percent	Response Count
I am a full-time resident of Bay County (I live here at least 9 months during the year).	95.1%	617
I am a part-time resident of Bay County (I live here between 3 - 9 months a year).	3.0%	19
I am on vacation in Bay County.	0.2%	1
I do not live in Bay County.	1.8%	12
<i>answered question</i>		<b>649</b>
<i>skipped question</i>		<b>0</b>

## Section 1: General Background Information

1. What is your sex?		
Answer Options	Response Percent	Response Count
Female	71.3%	445
Male	26.9%	168
No Response	1.8%	11
<i>answered question</i>		<b>624</b>
<i>skipped question</i>		<b>25</b>

2. How old are you?		
Answer Options	Response Percent	Response Count
18- 24 years old	5.0%	31
25 - 34 years old	15.2%	95
35 - 44 years old	16.0%	100
45 - 54 years old	26.6%	166
55 - 64 years old	23.6%	147
65 - 74 years old	9.0%	56
75 - 84 years old	2.7%	17
Over 85 years old	0.5%	3
No Response	1.4%	9
<i>answered question</i>		<b>624</b>
<i>skipped question</i>		<b>25</b>



**3. How do you describe yourself? You can choose one answer OR more than one.**

Answer Options	Response Percent	Response Count
American Indian or Alaskan Native	1.9%	12
Asian	1.1%	7
Black or African American	7.7%	48
Hispanic or Latino	2.7%	17
Native Hawaiian or Other Pacific Islander	0.6%	4
White or Caucasian	86.2%	538
No Response	1.4%	9
<i>answered question</i>		<b>624</b>
<i>skipped question</i>		<b>25</b>

**4. What language do you normally speak at home?**

Answer Options	Response Percent	Response Count
English	97.9%	611
Spanish	0.03%	2
Vietnamese	0.01%	1
Russian	0.01%	1
No Response	1.0%	9
<i>answered question</i>		<b>624</b>
<i>skipped question</i>		<b>25</b>

**5. What is the highest educational level you have completed?**

Answer Options	Response Percent	Response Count
Less than 12 years	4.0%	25
High school diploma or GED	15.1%	94
Technical school after High School	5.6%	35
Some college	35.3%	220
Bachelor's Degree	21.6%	135
Master's Degree or higher	17.0%	106
No Response	1.4%	9
<i>answered question</i>		<b>624</b>
<i>skipped question</i>		<b>25</b>

6. What is your total household income before taxes?		
Answer Options	Response Percent	Response Count
Less than \$10,000	8.7%	54
\$10,000 to \$14,999	7.4%	46
\$15,000 to \$24,999	9.9%	62
\$25,000 to \$34,999	15.1%	94
\$35,000 to \$49,999	15.2%	95
\$50,000 to \$74,999	14.6%	91
\$75,000 to \$99,999	9.8%	61
\$100,000 to \$149,999	7.7%	48
\$150,000 or more	2.4%	15
I am not comfortable answering this question.	8.3%	52
No Response	1.0%	6
<i>answered question</i>		624
<i>skipped question</i>		25

7. Please enter the zip code in which you live or that is closest to your home.		
Answer Options	Response Percent	Response Count
32401	16.7%	102
32404	21.6%	132
32405	19.7%	120
32407	4.4%	27
32408	12.1%	74
32409	3.7%	23
32413	4.9%	30
32417	0.1%	1
32438	2.2%	14
32444	11.0%	67
32456	0.1%	1
32466	2.7%	17
32701	0.1%	1
I do not know the zip code (please put an X in the box).	2.9%	18
<i>answered question</i>		624
<i>skipped question</i>		25

## Section II: General Health Information

1. Where do you get <u>health information</u> ? Please select all that apply.		
Answer Options	Response Percent	Response Count
Billboards	5.7%	35
Bulletin boards	4.7%	29
Friends/family	42.4%	260
Grocery and retail stores	4.2%	26
Healthcare providers	74.5%	457
Internet	65.0%	399
Newspapers/Magazines/Books	24.9%	153
Newsletters/flyers	12.4%	76
Pharmacists	39.5%	242
Places of worship	5.7%	35
Posters	3.1%	19
Radio	11.6%	71
Social Media Sites (Twitter, Facebook)	9.1%	56
Social service offices	5.2%	32
TV	32.1%	197
WIC	3.1%	19
No	1.7%	11
Response		
Other (please specify)	4.2%	26
<i>answered question</i>		613
<i>skipped question</i>		36

**Note – Other comments are presented verbatim. No editing to correct spelling or grammar errors was conducted.**

Other:

acquired education

at work

Degree in a health related field

Employer

fitness instructors

govt employer

i dont have no insurance and i am not employed so i cant get my meds filled

insurance provider

job @ bmc

Medical background/schooling

military

my own knowledge

Nursing School (2)

nursing student

Outside of store

school (4)

Smoke signals but not at night

where i work

Work (3)

workshop/trainings  
yellow pages

2. Do you currently having trouble getting medical care, due to any of the issues listed below? Please check all that apply.		
Answer Options	Response Percent	Response Count
Cost of medical care	31.5%	193
Cost of prescription drugs	23.2%	142
Fear of deportation	0.2%	1
Inadequate insurance coverage	14.7%	90
Insurance deductible too high	17.0%	104
Language or cultural differences	0.3%	2
Lack of information about available medical resources	7.8%	48
Lack of insurance coverage	17.1%	105
Transportation	3.3%	20
I do not have trouble getting medical care.	52.5%	322
No Response	3.9%	24
Other (please specify)	6.0%	37
<i>answered question</i>		613
<i>skipped question</i>		36

**Note – Other comments are presented verbatim. No editing to correct spelling or grammar errors was conducted.**

Other:

Cost associated with co-pays (6)

copayment and non-covered services is cost-prohibitive

Co-pays and "my part of the cost " for testing, procedures, meds add up and are expensive!

copays and fear of job loss at any moment

I can access care. However, I sometimes postpone going because of copays and lack of in-network providers.

i have coverage but the rates I have to pay are very high  
only because i have an in come to pay for it

Doctors do not accept Medicare (6)

Changes in Medicaid (possible priutization)

Dentist in Florida don't take Medicare

Medicaid Share of Cost too high/no doctors accept

Medical community not accepting my insurance

Refuse to take me because I have Medicaid

some Specialists don't accept Medicaid.,

Access to providers who accept uninsured patients (3)

lack of clinics/facilities for uninsured individuals

People I work w/ do have trouble finding providers that accept their insurance, have trouble accessing healthcare due to limited education, income, resources.We have a large number of

uninsured, homeless people in the area.  
unemployed is the problem- seeking help at Community Health Clinic currently

Lack of qualified doctors (4)

Dim Witt doctors  
no integrative healthcare providers in Bay County  
Qualified doctors that actually listen  
Qualified providers in area on my insurance

Time from work (2)

time  
time off work--- timing

Other (16)

as long as i am not self employed  
BCBS  
Children w/pt jobs  
concern over efficacy vs profit of provider  
Eye insurance  
Feel Like insurance company is harassing me just to justify paying the medical bill.  
florida  
For things not covered by insurance, like eye care, crowns etc. it is very expensive  
Legislators passing 'bills' that take away my medical care, due to cost for Disabled!  
medical history... cant buy it & make to much 4 medicade  
N/a  
Not old enough  
obama care sucks  
Parents  
thisz is all new to me,I lost my ins. I'am on long term disability  
VA. Slow

3. Do <u>you</u> have health insurance? If so, what kind(s) - check all that apply.		
Answer Options	Response Percent	Response Count
I do NOT have health insurance. I pay for healthcare myself.	17.1%	105
Insurance through current/former employer	53.6%	329
Managed Care (HMO, PPO, etc.)	7.0%	43
Medicare	13.8%	85
Medicaid	10.6%	65
Military/VA (TriCare)	11.0%	68
No	1.3%	8
Response		
Other (please specify)	2.1%	13
<i>answered question</i>		<b>613</b>
<i>skipped question</i>		<b>36</b>

**Note – Other comments are presented verbatim. No editing to correct spelling or grammar errors was conducted.**

Other:

Do not have insurance (8)

Can't afford it

Have adult children who work pt- time job and can't get insurance or afford other insurance.

Have NOT used ANY Healthcare in years. Currently suffering with acute case of Gout. Will just tough it out!

I do NOT have health insurance & can NOT afford to pay for healthcare for myself.

my children are uninsured

no insurance

none

unemployed & single- I could not afford insurance even when I was employed less than 6 months ago

Other (6)

Golden Rule

Not comfortable giving that out

other family payes bill

purchased for myself (\$10,000 deductible)

SSI

Still trouble sometimes

4. Do <u>you</u> have dental insurance?		
Answer Options	Response Percent	Response Count
Yes	49.1%	301
No	48.6%	298
Don't know	1.0%	6
No Response	1.3%	8
<i>answered question</i>		613
<i>skipped question</i>		36
5. When was <u>your</u> last physical check-up?		
Answer Options	Response Percent	Response Count
Within the last year	62.6%	382
Between 1 and 2 years ago	16.9%	103
Between 2 and 5 years ago	9.3%	57
Over 5 years ago	7.5%	46
Never had a physical check-up	1.0%	6
Don't remember	2.3%	14
No Response	0.3%	2
<i>answered question</i>		610
<i>skipped question</i>		39

6. If you are unable to see a Doctor/Nurse practitioner, why not? Please select all that apply.		
Answer Options	Response Percent	Response Count
Couldn't get appointment	3.0%	18
Couldn't get a ride	2.1%	13
Doctor/Nurse practitioner is too far away	0.3%	2
Have to work	6.8%	42
No insurance	14.4%	88
No telephone to call Doctor/Nurse practitioner	0.3%	2
Too expensive/can't afford	15.9%	97
I am able to see a Doctor/Nurse Practitioner.	67.7%	413
No	4.7%	29
Response	3.2%	20
Other (please specify)		
<i>answered question</i>		<b>610</b>
<i>skipped question</i>		<b>39</b>

**Note – Other comments are presented verbatim. No editing to correct spelling or grammar errors was conducted.**

Other:

Doctors do not accept Medicaid (4)

Hard to find Dr here when an adult on medicaid

Hard to find general practitioners who except Medicaid

Medicaid Ins. not accepted

There are NO doctors in town that will accept share of cost medicaid

Not applicable (3)

Need to find a doctor (3)

hard to find qualified doctors that are in my PPO network

I havent found a good one one the beach

need to find a good one

Other (9)

comm health clinic

Do see a midwife/CNM for pregnancy

Don't know what doctor to trust

Fear of being experimented on at a "free" clinic. Beggars can't be choosy, but the medical industry is greedy.

Gas money

I see one, if offered. No objections, they usually know about as much as a Dr. for general purposes.

my dr. was deployed to afganistan

No comment  
VA

7. If you are unable to see a Dentist when needed, why not? Please select all that apply.		
Answer Options	Response Percent	Response Count
Couldn't get appointment	2.3%	14
Couldn't get a ride	1.3%	8
Dentist is too far away	1.1%	7
Have to work	5.4%	33
No insurance	21.8%	133
No telephone to call doctor	0.5%	3
Too expensive/can't afford	27.5%	168
I am able to see a Dentist.	55.9%	341
No	3.6%	22
Response		
Other (please specify)	4.9%	30
<i>answered question</i>		<b>610</b>
<i>skipped question</i>		<b>39</b>

Note – *Other* comments are presented verbatim. No editing to correct spelling or grammar errors was conducted.  
Other:

Dentist does not take insurance/Medicaid (5)

alot of dentist dont take state insurence  
does not accept Medicaid  
Not covered with Medicaid  
Won't accept Medicaid  
Won't take Medicaid

No need for a dentist (5)

I am anti-dentist; never have been to the dentist, have never had a toothache. Teeth are relatively healthy.  
I don't need a dentist  
no need  
no need  
Only 2cavities don't need dentist

Need to find a dentist (5)

Although my insurace had several options for dental care, I had a hard time finding a good dentist, one that I trusted.  
Dentist passed away recently and will need to find a new dentist.  
Have to wait a year because just changed insurance, preexisting condition. Very frustrating  
haven't searched for one yet  
need to find a good one  
Dentist retired



Not applicable (3)

Have denture/false teeth (3)

Dentures

dentures

Have false teeth

Do not like dentist (2)

Do not like

Hate going

Other (6)

comm health clinic

Credit care

Don't know what Dentist to trust

Gulf Coast State College is our only affordable source of dental care.

Sometimes my dental office does not have a dentist, only hygienists and care is limited.

Too confusing

### Section III: Personal Health

1. Where do <u>you</u> go for non-emergency healthcare? Please select all that apply.		
Answer Options	Response Percent	Response Count
Chiropractor	5.9%	36
Doctor's office	62.1%	379
Health Department	8.6%	53
Hospital Emergency Room	7.3%	45
Military Clinic	4.6%	28
Nurse Practitioner	7.7%	47
Walk-in Clinic	29.0%	177
Veteran's Hospital	2.0%	12
I don't seek non-emergency healthcare.	10.0%	61
No	1.3%	8
Response		
Other (please specify)	1.1%	7
<i>answered question</i>		<b>610</b>
<i>skipped question</i>		<b>39</b>

**Note – Other comments are presented verbatim. No editing to correct spelling or grammar errors was conducted.**

Other (7):

Flu shot at CVS

Massage therapist

Pensacola Scared Heart- charity program

alternative specialist

consult with naturopathic physician in another state

Accupunturist/Licensed Massage Therapist

I don't know what to do.I'm on medication that I cannot just stop taking

2. If you go outside Bay County for healthcare, what services do you get? Please select all that apply.		
Answer Options	Response Percent	Response Count
Dental appointments	4.7%	29
Hospitalization	2.8%	17
Laboratory or other tests	3.1%	19
Medical doctor appointments	8.5%	52
Outpatient treatment	3.6%	22
Surgery	4.8%	29
X-rays	1.6%	10
I do not go outside Bay County for healthcare.	78.3%	478
No Response	4.2%	26
Other (please specify)	3.2%	20
<i>answered question</i>		610
<i>skipped question</i>		39

**Note – Other comments are presented verbatim. No editing to correct spelling or grammar errors was conducted.**

Other:

To see a specialist (4)

Cornea specialist from Ft Walton/ Sent by BMC ER doctors

I go outside Bay County for specialists only

Specialist care that is unavailable within Bay County.

specialized medical care that is not available in Bay County  
for my children / kidcare

For my son who has spinal bifida

If I have a serious illness other than cardiac, I expect to go outside Bay County.

Pediatric Cardiology

mental health therapist

To see an eye doctor (2)

eye doctor

eye doctors

To get a second opinion (2)

Second opinion

second opinion

To go to the VA (2)

VA

VA, Biloxi MS

Other (5)

Don't usually get healthcare

I was seeing a doctor for 6 years that moved out of town so I travel to him.

Jackson Co. - Dr's official Appt.

none

Some doctors don't accept Medicaid

**5. If you have gone outside Bay County for health services in the past two (2) years, why? Please select all that apply.**

Answer Options	Response Percent	Response Count
Local doctors not on my insurance plan	2.5%	15
Nearer to my place of work	1.1%	7
Needed services not available in Bay County	7.0%	43
Quality better outside Bay County	7.3%	45
Too hard to get appointment with doctor(s) in Bay County	2.3%	14
When I moved, I kept my old doctor(s)	2.1%	13
I have not gone outside Bay County for healthcare in the past 2 years.	66.8%	408
I am a part-time resident and use the doctors in my "other" home.	1.6%	10
No	8.6%	53
Response		
Other (please specify)	7.2%	44
<i>answered question</i>		<b>610</b>
<i>skipped question</i>		<b>39</b>

**Note – Other comments are presented verbatim. No editing to correct spelling or grammar errors was conducted.**

Other:

Go to the VA (6)

VA

VA Pensacola

VA sent me to Biloxi, MS

VA sent mine to Pensacola

When seeking speciality care through the VA, the services are not available in Bay County but rather in Pensacola or Biloxi

military medical appts

Medical provider does not take insurance/Medicaid (3)

Doctor/Dentist does not accept insurance offered by State Employee plan

Doctors do not like to take Medicaid

Not willing to take federal workers' comp in Bay County

Recently moved to Bay County (5)

I moved from another state to Bay County 1 year ago.

live in another area

Lived in another state a year ago

Moved here 1 yr ago from out of state  
Two years ago, I resided in California.

Referred outside Bay County (5)

BMC ER docs sent me to Dr Poppell/ Ft Walton Beach.  
Local Doctor referral to Specialist for surgery  
recommended/ referred  
second medical opinion  
shands for test

Obtain medical care outside of US (3)

Dental cheaper in Mexico. No hospital here for liver transplant  
I went to Russia to get free surgery there. Price of the ticket is less than price of procedure in the US  
Out of country, cheaper to fly somewhere than see a doctor or dentist here.

Get medical care closer to where I live (3)

I choose to as I have a great dr. In Jackson Co.  
go close to where I live  
Bay and home

Out of town when needed care (3)

Emergency Treatment  
Food Poisoning while on vacation  
I was visiting family in another part of the state and got sick.

Not applicable (3)

Other (12)

Bay County was out of the vaccination I needed.  
cheaper  
dental  
Had to take children out of town for dental until we started w/ the community dental clinic.  
Haven't gotten new dr yet  
I'm still looking for healthcare provider  
kidcare  
less expensive  
More economical and easier to get appt.  
My Doctor moved so I go to him  
Transportation  
Work related

## Section IV: Family/Household Health

1. Have there been any children (infant-18 years of age) in your household who have been affected by any of the following issues in the past two (2) years? Please select all that apply.

Answer Options	Response Percent	Response Count
Alcohol abuse	2.3%	14
Behavioral issues (such as Autism, ADHD, Aggression, Violence)	5.0%	30
Childhood obesity	1.8%	11
Developmental delays	2.7%	16
Drug abuse (illegal and/or prescription)	2.3%	14
HIV/AIDS	0.5%	3
Inadequate nutrition	0.7%	4
Physical limitations	0.8%	5
Mental health issues	3.8%	23
Out-of-home care for special needs	0.2%	1
STD (sexually transmitted disease)	0.5%	3
Teenage pregnancy	1.0%	6
Teenage sexual activity	1.2%	7
Tobacco use	3.2%	19
My child(ren) has (have) been not affected by any of these issue in the past 2 years.	23.3%	140
There are no children (infant-18 years of age) in my household.	59.2%	356
No Response	3.2%	19
<b><i>answered question</i></b>		<b>601</b>
<b><i>skipped question</i></b>		<b>48</b>

2. Has anyone in your household been affected by any of the mental health issues listed below during the past two (2) years? Please select all that apply.

Answer Options	Response Percent	Response Count
Depression/anxiety	31.9%	192
Diagnosed mental illness (such as Schizophrenia, Bipolar Disorder, Obsessive Compulsive disorder (OCD)	7.5%	45
Eating disorders	3.5%	21
Inability to maintain employment due to mental health issues	3.8%	23
Lack of affordable mental health services	4.8%	29
Suicide or suicide attempts	1.7%	10
Lack of quality mental health services	4.2%	25
Stress	30.1%	181
No Response	2.4%	15
No one in my household has been affected by mental health issues during the past two (2) years.	53.7%	323
Other (please specify)	0.09%	6
<b><i>answered question</i></b>		<b>601</b>
<b><i>skipped question</i></b>		<b>48</b>

**Note – *Other* comments are presented verbatim. No editing to correct spelling or grammar errors was conducted.**

**Other (6):**

hypertention afib.

Myself and adult family members

None

no

N/A

ADHD

**3. Has anyone in your household been affected by any of these safety issues during the past two (2) years?  
Please select all that apply.**

Answer Options	Response Percent	Response Count
Domestic violence	2.2%	13
Drunk driving	1.8%	11
Falls	10.5%	63
Guns	0.2%	1
Lack of child injury prevention programs	0.3%	2
Lack of helmet use (including bicycle, ski, ATV, motorcycle)	0.7%	4
On-the-job injuries	3.3%	20
Sexual assault	1.3%	8
Sports injuries	5.0%	30
Water safety	0.8%	5
No one in my household has been affected by safety issues during the past two (2) years.	74.7%	449
No	3.6%	22
Response		
Other (please specify)	2.6%	16
<i>answered question</i>		<b>601</b>
<i>skipped question</i>		<b>48</b>

**Note – Other comments are presented verbatim. No editing to correct spelling or grammar errors was conducted.**

Other:

Access to transportation (5)

Access/ safe travel service

Accessible – transit

No safe transportation - no sidewalks

No transit - safe and accessible

Safe access to transportation, stops

Car accident (4 )

Auto accident

car accident

mva- hit by drunk driver

Teenage driver traffic accident

Other (7)

n/a

no

Broke arm skating

No sidewalks

Protection from racism, sexism, and poverty.

second hand tobacco smoke

stabilizing mental disorder, bipolar

**4. Has anyone in your household been affected by any of the vaccine or immunization issues listed below in the past two (2) years? Please select all that apply.**

Answer Options	Response Percent	Response Count
Problems getting children immunized.	1.0%	6
Child(ren) did not get immunized for religious reasons	0.3%	2
Child(ren) did not get immunized for other reasons	1.4%	9
Problems getting adults immunized	3.3%	20
Adult(s) did not get immunized for religious reasons	0.2%	1
Adult(s) did not get immunized for other reasons	3.3%	20
Don't know where to get free/reduced cost immunizations	5.6%	34
Don't know what immunizations are needed	4.8%	29
No one in my household has been affected by vaccine or immunization issues in the past two (2) years.	89.1%	536
No	1.8%	11
Response		
Other	1.9%	12
<i>answered question</i>		<b>601</b>
<i>skipped question</i>		<b>48</b>

**Note – *Other* comments are presented verbatim. No editing to correct spelling or grammar errors was conducted.**

Other:

Work schedule limits access (2)

Due to parent work schedule

Hard to take off work to take child for immunizations

Behind on vaccines (2)

Has been sick and is a little behind

I took my children to all appointments, but somehow one single vaccination for one child was missed and cannot be made up.

No coverage for Shingles vaccine (2)

immunization/coverage for shingles not available

Would like to get Shingles vaccine but is too expensive.

Insurance/Medicaid issues (2)

Medicaid would not pay for flu shots for the people needing them or pay for Pneumonia our family physician does not provide vaccines due to the high cost of obtaining and storing vaccines. I take my children to BCHD for vaccines. My insurance covers 100% of vaccines, and BCHD should have billed them, but they gave them to my children for no cost. I think billing ins would save the county and the state a lot of money!

Out of vaccine (2)

Vaccine was not available at Health Dept or Hospital/lack of available supply  
vaccines out of stock when we went in for our appts



Other (2)

motorcycle accident

Providers not familiar with adult vaccines

## Section V: Life, Recreation, Nutrition

1. Has anyone in your household been affected by any of the environmental issues listed below during the past two (2) years? Think about the environmental issues at home, at work, in the Bay County community. Please select all that apply.

Answer Options	Response Percent	Response Count
Inaccessibility of public places for people with disabilities	4.5%	27
Lack of access to transportation	5.2%	32
Lack of affordable housing	8.7%	52
Mold	12.9%	77
Noise	6.5%	39
Bug or rodent infestation	5.5%	33
Outdoor air quality	11.2%	67
Secondhand smoke	9.9%	59
Sun exposure	5.7%	34
Water quality	8.2%	49
Workplace exposure to hazardous materials (e.g. pesticides, chemicals, etc.)	5.4%	32
No one in my household has been affected by environmental issues in the past two (2) years.	59.6%	356
No	2.1%	13
Response		
Other (please specify)	1.3%	8
<i>answered question</i>		<b>597</b>
<i>skipped question</i>		<b>52</b>

**Note – *Other* comments are presented verbatim. No editing to correct spelling or grammar errors was conducted.**

Other (8):

Allergies in this area are astronomical

lack of recycling facilities/programs

Renters dogs.... Thank God they moved

resident- neighbor in disability complex with contagious MRSA infection, management doesn't keep trash area safe....

Septic Problems

smell of teachers that smoke. high school students complain about this at Bay and Rosenwald.(kids smoke in gym and restrooms)

thank the lord

Venumus snakes

2. If anyone in your household is <u>overweight or obese</u> , which of the following factors have contributed to it? Please select all that apply.		
Answer Options	Response Percent	Response Count
Cost of healthy foods	22.3%	133
Fast food is less expensive than healthy foods	15.1%	90
Junk food/soda at home	14.9%	89
Junk food/soda at schools	4.4%	26
Lack of knowledge about nutrition	4.4%	26
Lack of meal planning	15.4%	92
Limited access to healthy foods	5.5%	33
Not getting enough physical activity	39.3%	235
Unhealthy eating habits	32.4%	194
No one in my household is overweight or obese	39.2%	234
No	2.3%	14
Response		
Other (please specify)	2.8%	17
<i>answered question</i>		597
<i>skipped question</i>		52

**Note – Other comments are presented verbatim. No editing to correct spelling or grammar errors was conducted.**

Other:

Other health issues (9)

genetics  
health related  
I'm not overweight due to colon disease and surgery  
Medical issues  
medications  
Medications  
Possibly thyroid related.  
Several meds I'm on, puts extra weight  
Thyroid issues

Other (8)

Always put weight on during the winter and lose it in the spring.  
Food issues  
lack of time to prepare haelthy meals and cost  
laziness  
Time: prepackaged foods are quicker (which we need), but tend to be unhealthy.  
Transportation to store – wheelchair  
we dont have enough food to get fat.  
We have been dieting for over a year and have lost a considerable amoutn of weight. Working on these issues

What do you think are the THREE (3) most important overall health problems in BAY COUNTY? Please select the 3 problems that MOST impact the overall health of residents in Bay County.

Answer Options	Response Percent	Response Count
Alcohol abuse	22.9%	137
Child abuse and neglect	13.4%	80
Children's health issues	3.9%	23
Childhood poverty	8.0%	48
Family/domestic violence	10.1%	60
High school drop-out rates	3.9%	23
HIV/AIDS	3.0%	18
Illicit drug use/prescription drug abuse	32.5%	194
Lack of access to dentists	8.2%	49
Lack of access to family physicians	3.9%	23
Lack of access to healthcare services	11.2%	67
Lack of access to mental health services	5.0%	30
Lack of access to reproductive healthcare/family planning services	1.2%	7
Lack of access to specialty healthcare services	4.7%	28
Lack of affordable health insurance	32.3%	193
Lack of affordable housing	11.1%	66
Lack of after-school recreational activities for children and youth	5.2%	31
Lack of community care for frail elders	4.9%	29
Lack of diabetes education	3.0%	18
Lack of disaster/emergency preparedness	1.3%	8
Lack of information about community resources	8.7%	52
Lack of leadership in addressing local health problems	5.4%	32
Lack of prenatal care for pregnant women	0.8%	5
Low paying jobs with no benefits	44.4%	265
Neighborhood crime	3.5%	21
Not enough doctors to see people with no health insurance	14.7%	88
Poor air quality	5.0%	30
Poor nutrition at home or in school	7.9%	47
Sexually transmitted diseases	4.0%	24
Tobacco use	9.2%	55
Other (please specify)	6.7%	40
<i>answered question</i>		<b>597</b>
<i>skipped question</i>		<b>52</b>

**Note – Other comments are presented verbatim. No editing to correct spelling or grammar errors was conducted.**

Other:

#### Obesity/Overweight (3)

EVERYONE is overweight

Obese children....due to INACTIVITY at school and at home being non-existent.

obesity, DM II

#### Lack of recreational areas (3)

LACK OF GREEN SPACE/PARKS/WALKING PARKS

Lack of organized recreational activities for adults, especially older adults

lack of safe recreation areas to walk or jog, beach is not always easy.

Access to healthcare (7)

I had Blue cross@ 133.00 a mo, they jack up the premium every year, canceled cause I couldn't pay 154.00 a month and dental too.

lack of access to affordable individual health care ,with pre-existing conditions

Lack of Dental Services for Adults who work but can not afford Dental Ins. or Copay, Usually don't meet "low" income guidelines.

Lack of mental health services for uninsured

Lack of programs for special needs children (specifically Autism)

Low paying jobs,treatment of employees, if you have benefits you still go broke because of your cost or co-pays and the working POOR!

There are only limited physicians accepting MC and Medicaid in the area. When pt's do have physician they still frequent the ER for non emergent issues. In relation to Medicaid in general, there is a large amount of abuse of the ambulance and ER services. Instead of going to see physician, they come to ER. Also, we don't have a lot of options for dental care or orthopedic services for those on Medicaid.

Social values (7)

Inappropriate values; lack of self discipline; not enough good jobs

Individuals not taking responsibility for their health. There are many people truly in need of free services who should have them available. However, there are others who think they can go to the hospital because they will write off the bill, and then spend their money on tobacco and alcohol or non-necessities.

lack of motivation to seek assistance

Lack of personal accountability or info about how we affect our own health

lack of religion with Christ

lack of respect for themselves and prioritizing needs

Schools need to teach more basic subjects like, math, health, survival in a down economy

Cost of healthcare (3)

Food Stamp folks need help with medical care and prescriptions

high cost of health care

People are reluctant to seek medical care due to high deductibles, and aggravation of insurance companies trying to find a way not to pay the bill. Even my Dr. thinks this is the case.

Lack of education (2)

lack of education & "TRANSPORTATION" for low income Seniors & people with Disability's to medical services & special programs

lack of education concerning the importance of prevention practices, such as regular check up,

Other (14)

4 points to a nurse! Please! At Bay Hospital - 6 or 7 points to a nurse is too many.

Asthma, COPD

don't know

Everything is apparently available, just not pursued as yet.

High teen pregnancy rate

I get 2 girls pregnant

lawyers cause physicians to order too many unnecessary procedures in order to protect themselves and there hospitals from frivolous lawsuits  
 misuse of ER for non emergent issues for those w/ Medicaid and uninsured  
 one response  
 Poor water quality  
 Rabid animals due to an ineffective animal control dept  
 There really are too many to name. It is all so important!!  
 Too many programs to offer food stamp/housing not enough job/childcare help  
 Transportation for obese wheelchair bound

3. Bay County has <u>adequate</u> (meets the basic needs of Bay County residents). . .					
Answer Options	Agree	Disagree	Don't Know	Rating Average	Response Count
After school programs	205	140	239	2.06	584
Child care facilities	239	97	247	2.01	583
Education for children	315	128	139	1.70	582
Services for children with special needs	177	150	255	2.13	582
Elementary, Middle, & High Schools	369	73	141	1.61	583
Higher education (Community college or University)	403	75	103	1.48	581
Job training	197	213	167	1.95	577
Jobs with career growth	77	385	114	2.06	576
Jobs that offer reasonable health insurance	73	372	135	2.11	580
<i>answered question</i>					588
<i>skipped question</i>					61

Bay County has <u>adequate</u> (meets the basic needs of Bay County residents). . .					
Answer Options	Agree	Disagree	Don't Know	Rating Average	Response Count
Dental care	238	234	106	1.77	578
Emergency medical services	396	104	80	1.46	580
Mental healthcare	188	187	199	2.02	574
Primary healthcare (Doctor/Nurse Practitioner)	359	128	93	1.54	580
Specialty medical care	213	202	166	1.92	581
Substance abuse services	166	187	224	2.10	577
Bike lanes on roads	154	331	95	1.90	580
Neighborhood playgrounds	183	272	125	1.90	580
Parks/open spaces	259	230	89	1.71	578
Recreational programs/facilities	203	248	122	1.86	573
Sidewalks and paved trails	162	342	78	1.86	582
<i>answered question</i>					588
<i>skipped question</i>					61

Bay County has adequate (meets the basic needs of Bay County residents). . .

Answer Options	Agree	Disagree	Don't Know	Rating Average	Response Count
Affordable housing	143	337	106	1.94	586
Air quality	264	200	117	1.75	581
Fire Protection	204	25	66	1.53	295
Law enforcement protection	406	83	93	1.46	582
Sewer treatment systems	272	115	189	1.86	576
Waste management	324	111	147	1.70	582
Disaster response plans (e.g., to natural disasters, disease outbreaks)	146	51	103	1.86	300
Food inspection and safety programs	102	52	143	2.14	297
Growth and development plans	75	98	122	2.16	295
Protection from second-hand smoke	123	66	107	1.95	296
<i>answered question</i>					<b>588</b>
<i>skipped question</i>					<b>61</b>

Bay County has adequate (meets the basic needs of Bay County residents). . .

Answer Options	Agree	Disagree	Don't Know	Rating Average	Response Count
Assisted living for seniors	157	195	235	2.13	587
Housing for seniors	142	204	235	2.16	581
Long-term care facilities for seniors	155	189	240	2.15	584
Recreational activities for seniors	161	185	236	2.13	582
Supportive services for seniors	152	192	239	2.15	583
Transportation for seniors	151	192	238	2.15	581
<i>answered question</i>					<b>588</b>
<i>skipped question</i>					<b>61</b>

**4. GENERAL COMMENTS:** Please feel free to add any additional comments about health issues in Bay County.

Answer Options	Response Count
	96
<i>answered question</i>	<b>96</b>
<i>skipped question</i>	<b>553</b>

**Note –Comments are presented verbatim. No editing to correct spelling or grammar errors was conducted.**

## HEALTHCARE RELATED (37)

### Access to healthcare (20)

Bay county is a joke for helping people out with health issues.

Bay countys health care is a joke... I have been trying to get medical help for my family & can't so what the hell do I do as a parent & on disability... I have had 3 strokes & I'm 33 I also have a brain disease & no doc to go to till I can save the money.. then I have to save money to buy the medication... So what am I to do.

Bay has two major shortcoming for residents. Problem with alcohol and drugs and our local teens. Affordable health insurance . Thank you.

Bay Medical is: "A COMPLETE JOKE"!!! Last 2 times I went there, 1 year apart, over 2 years ago, waited over 6 hours both times, was not even examined!!! I have GOUT attacks, been unemployed since 12/2007. No income, and TOTALLY gave up on Bay MED. Last time, was charged about \$800.00, and NEVER even examined!!!! I did NOT pay it. I am 58 years old, served both, US Air Force and US Army. Not old enough to draw any benefits, other than EBT. Need \$5K to take a refresher course, to get back to Over The Road Trucking. Depend on a bicycle for transportation. Live in Very Poor rural environment! Gave up on finding Dental care. Not been to dentist in 5 years. Have NO top teeth. Dentures became unusable. THANKS children and adults with any and all speacial needs do not at this time. have adequate and full coveredge for thier needs in the state of florida. and bay county much less than our northern states!

Dental Crisis in Bay County for residents below the 200% Federal Poverty Level

At Bay Hospital, patients won't get good health care as long as 6 patients are to a nurse. 6 or 7 patients to one nurse is too many for patients to get/receive good quality care. There's always one patient who requires extra care and attention which the nurse can't give good care to other patients.

Health insurance is great. But the economy is so bad that we still can't afford it so what's the use in having it

Mainly the lack of care for the underinsured and lack of qualified psychiatrist who will work with those that fall into that gap.

I have a daughter with special needs. We have to travel often to many visits with specialists. We have no pediatric specialists in our area.

I have been a resident of Bay County for about 20 years. I am married with two children. My husband and I are having a hard time with the cost of the doctors in the area. We fall in the category of those who aren't able to get medicaid but only for one of our kids and can't afford health insurance. I do believe that we need more dentists that are affordable in the area as well as doctors that are willing to offer more afordable rates for visits.

I work in dr office and see so many people on medicaid. Some of the people have enough money for cigarettes, and even plastic surgery. People who really need often find it hard to teceive care because alot of specialists don't except it since the reimbursement is so low. In need of easier to use health care and medicine programs for those that are new to being UN-INSURED and have Medicine to take that can not just be stopped.The protocol seems difficult.I also have a memory problem with other illnesses and get confused easily.

It would be nice to have more medical services for adults w/o insurance. Including dental Mental health and substance abuse need to be priorities including all levels of prevention.



Most of the services are available, just not affordable. Example, if you can afford to pay you can have assisted living for seniors, etc

Need dentist in Bay County to take Medicare so that the elderly can see a dentist and not have to pay xtra to get other supplement insurance to pay for dentist. No dentist takes it (Medicare) and lots of people suffer from this.

Need to develop a healthcare system that allows the uninsured or under insured access to chemotherapy at the hospital. The private doctors cannot afford to take on that financial burden / risk.

Needs to be more affordable dentistry here

The biggest problem in Bay County is Illegal Prescription Drugs. The answer is more affordable access to drug treatment facilities. We have only have one facility (CARE) that services Bay County and surrounding counties. Most of the time there are long waits for beds to come available. Even when you have someone committed thru the court you can't get in until a bed is available.

There are no programs offered in the PC area that is aimed at obese/overweight children and their families. Obesity in our children is rising higher each year, not even the Health Department offers programs for those on WIC or food stamps.

Unfortunately, some people seem to spend more on cell phones and cigarettes than they are willing to pay for their healthcare. Yes, we need more primary care providers who are willing to provide care and specialty providers for those who are medically indigent. However, it would be nice if we could use a tax on cigarettes, cell phones, and cable TV to offset some of the cost.

Very few doctors accept medicaid.

Many physicians seem more interested in making money than providing care. Need another long term acute care hospital in area. Limited resources for specialty services if on Medicaid. Need geriatric psych services in the area.

#### Affordable Healthcare/Insurance Companies (6)

Affordable health care is a ntational problem. Low-paying jobs with no insurance is an issue here in Bay Co.

Any healthcare inadequacies reflected in the survey responses are applicable nationwide.

Affordable healthcare is currently out of reach for millions of working Americans.

Health care is a critical concern in all age groups and the "new" health care laws are frightening! ER are over used for non emergency care, and if it is not considered a life threatening issue you do not get adequate service!

Many professionals are more helpful than the new insurance companies. However, I believe insurance companies have behaved in a Knee Jerk reaction to reduce cost and the patient is the enemy.

I dislike the 45 min. phone interviews that are required to change mail order prescriptions and thing the process is too involved. If I were ill, I couldn't deal with the hassel.



### Cost of healthcare (3)

People with no insurance can not afford the costs of medical attention. I had to go to the ER for a spider bite and waited for 2 hours, saw an intern for 5 minutes, was given 2 prescriptions, and charged \$800 total, not counting the cost of the medicine.

I think the number of available physicians and dentists is adequate to the number of residents, however, I believe the cost for their services as well as laboratory services can be quite high if you have to pay out of pocket. The cost of private health care insurance as well as those plans offered to teachers (in our public schools) is exorbitant and unaffordable/unattainable for most families. We need to have something affordable for families that are outside the range of medicaid or too young for medicare. I have observed there are now a couple of income based clinics (recently opened) but there needs to be a plan for those who would like to choose their own physicians.

this is the most horrible state for health care, this states idea of dental care is pull the tooth, thats the only treetment offered and even that is difficult. Not many of us have jobs and dont have enough to buy food gas and rent. Not enough left over for emergency dental care or health care. In Indianapolis there is a 5 days a week walk in Dental college that charges \$25.00 for evey common issue. Bridge work and crowns is 100.00. Dentures 150.00. Neighborhood clinics, a flat \$25.00 fee every visit. In Florida this does not apply. Community Health care here on 15th is decent on fees, but the quality of the care is a joke. Bad bad bad.

### Risk Factors (2)

Transmitted diseases and also domestic violence

We need ALL area law enforcement to properly report Domestic Violence to the Courts and to the Salvation Army Domestic Violence Center. Sam Slay - President of Bay County Domestic Violence Task Force, Inc.

### Need health care for low income/uninsured (2)

Bay County as a whole does not do enough for the low income. Everything cost too much, not enough for elderly and children.

Bay County does not value healath care fot children in public schools.

### Misuse of current Healthcare system (2)

Don't agree with people getting free medical at hospital when they can afford to pay!!

There is alot of abuse of Medicaid, food stamps.. Alot of waste and abuse of funds all the way around in this community! I could go on and on!

We need to look at the immigration problem and Medicaid and Food Stamp FRAUD problem in our community. It is a waste of our dollars.

### Health benefits (1)

More and more employment/employers hire people part time so that they don't have benefits (like health care). Also, it seems that employers seem to want to contract out services that used to be full time and have benefits. I think the value of workers in general is not appreciated. This also contributes to the widening gap between low and high income people. One thing I did notice that this survey did not address is how with decreased employment/jobs with benefits etc. takes a toll on those people with jobs and benefits (their family depends on them more

Positive Healthcare comment (1)

For a while I had the distinct impression that Dr's were too quick to prescribe the dangerous kind of drugs. Recent efforts by Law Enforcement and Federal Government in tracking and cracking down is commendable. I feel safer when I seek medical help. I felt local Dr's were acting in ""overload."" They are paying more attention now. That is a good thing. The insurance companies need to lighten up a little a lot!

**INFRASTRUCTURE RELATED (33)**

Economic infrastructure (7)

Bay County needs more jobs other than tourism at the beach. We need bigger name employers to have more jobs for everyone not only at the beach but in Panama City or Lynn Haven at least. We need more dentists accepting Medicaid and More restaurant serving organic foods and a few more farmers market for easier and cheaper access to fruits and vegetables.

County needs industry for better jobs=better pay+benefits and insurance. Seniors are being left out

lack of growth in area

Let this county grow and pay it's people better. The business and employers sucks for benefits Still lowest paying jobs in N/W FL Tri-County area compared to other FL counties

High paid pencil pushers sitting behind desks and treating their low paid employees terribly and telling them they should just be glad they have jobs. Very low paid state employees that try to serve our poor, struggling, underpaid and unemployed citizens in our community and most of them are struggling as much as the people they serve while working from paycheck to paycheck.

There still needs to be improvements on jobs that pay better. So residents do not have to struggle so much. Just need more balance in our local economy and no privatization on Medicaid.

Pay scale poor in comparison to other states I have lived in and they were central and south states.

Need recreation areas/Land use (5)

Bay County has great potential for growth and better health for its residence. There is a tremendous lack of good bike and walking trails. Gayle's Trails is a great start, but much more could be done.

Bike track safe to take children

Also the recreational parks here I have noticed only cater to the sports they are financially supported in some way by. Sad we have these areas and the county is too cheap to turn the lights on at night, to allow people access to use them.....very disheartening! But hey if there is a huge tourney that is going to bring in \$, the lights stay on! Ok I will step off my soap box now.

Can't ride bike to work for fear of being hit by car in some areas.

more parks and bicycle lanes for easier access for people who prefer taking the bike to work.

#### General Healthcare Infrastructure (5)

I think Bay County needs more facilities and housing for disabled and mentally disabled

Long term planning lacking. Not planning for good use of available resources.

No collaboration for addressing health issues for low income, unemployed and senior's..... and when there are special events planned

Nursing facilities in Bay County are substandard. People need to be screened more intensely before working with our seniors and they need to have more compassion for them. In my experience it's all a money thing between Medicare - Medicaid at the seniors expense.

Overall excellent, except need an ambulance at Youngtown F.D. reaction time to northern part of county is 45 min plus!!! An hour to an hour and a half roundtrip

Tell our Director he is setting a very bad example of health by being very overweight. We had a wonderful Director that was trying to get our county in shape and they ran him off. He was a step ahead of Mrs. Obama and the health care she is trying to promote. We still have the good ole boy network here in Bay County.

#### General care for Bay County residents (4)

Bay County has way too many homeless people, which is difficult to treat without giving handouts.

Bay County is behind the times in what you need to take care of its residents

Bay County health care is not evidenced based, it is more like local doctor based. This area has little or no support for other disciplines. More emphasis needs to be placed on working together as a team, meaning input for all disciplines is important, and provides a more comprehensive, quality approach for patients. This would mean actually supporting nursing, therapies, nutrition, etc... I am an RN and have lived in other parts of the country, I am shocked at how far behind Bay County is with progressive medical care, and even more disappointed at how poorly nursing is treated. This area would be surprised at how a change in attitude, support and education can bring quality of care to our community.

Bay County needs to step up their game with all of Bay County kids, seniors, working men, needs. Bay County offers many wonderful programs but the DCF system needs redesign to help families with affordable child care. Job/Career training and/or furthering one's education should be MANDATORY to receive assistance. People often do not even try to work in Bay County in low socio-economic status because it is easier to have programs pay for their low income housing, utility assistance, food stamps, Medicaid and cash assistance than it is to get a job and then not be able to afford the child care or benefits on a low paying income. Redesign to help with child care and job placement assistance would help turn this around for Bay County!!! Bay County should think about acting on the problems not just talk about them, like put the homeless over at the old airport area. Improve the Medicaid coverage instead of taking away

#### Education Infrastructure (4)

Poor schools in Bay County worse school I have ever encountered

Some schools provide adequate education, Surfside Middle and Arnold High, however, Jinks Middle and Bay High are horrible schools. Both are in terrible condition with a large amount of

behavior problems and teachers who do not do their job.

The education for our kids is terrible. We have people teaching our children that worry more about F-cat test scores than trying to teach our children. If your child is struggling in school they are more worried about getting that child out of their school then trying to help them. (So the child does not blemish their school rating with lower scores that may cause the school to become a B school instead of an A school.)

Moved here from rural community w/ better school program than what is offered here.

#### Transportation (4)

Individual that live outside Bay County line, ie. Wewa, Port Saint Joe, Mexico Beach, do not have transportation to get to Panama City for services.

there is a fee charged and never a thought given to those without any transportation - plus lack of accessible trolley stops!!!

Transportation is not provided on Sunday's.

We need more medical people...able to reach those in our community who are not able to get to their office because of transportation or transportation doesn't have the capability to transport them.....because of their weight and size! Know this to be true in one case here in Bay Co. (Pinelog) resident. He needs a prescription from doctor for Diabetic Test Strips...but can't get to a office because of no transportation...he weighs about 750 lbs to 800 lbs. |

We need to expand the public transport further out in the county, bayou george, the beach, especially since the price of gas is going up.

#### Environmental (4)

Seems to have high ratio of boil water notices.

Since you asked about sewer treatment and waste management... we need better recycling throughout Bay County. Lynn Haven has drop boxes, but I don;t know of any in Panama City We don't have program through waste management for recycling.

concern with papermill smell, high amout of smokers, esp in high school students and teachers. Rosenwald teachers smell like toxic waste dump. smell lingers and affects students.

### **COMMUNICATION (8)**

#### Unaware of services/Need communication (5)

I do not know about some of the services available in Bay County due to my family not needing to utilize them. I do however have some complaints. I feel that bay county needs to improve the programs that are offered for health care.i have Medicaid but the cost of share is to high and my own personnel policy is to expensive.

I think it would be a great idea to mail out a calendar of events monthly or quarterly for services, clinics, & blood drive to residents of Bay county. Or

I probably have an advantage answering these questions because I have worked with community resources, I dont think the community as a whole knows there are resources available

While the care/services may be out there, a lot of times people don't know of the resources

available.

Would like a centralized website(local) with information about community health care, child care, senior care and information for activities(example child programs, senior programs and educational programs) all on one site

### Education/Health Awareness (3)

Need more awareness and promotion to quit smoking and lose weight. Its the most common reasons for seeing a dr patients hav most problems can be addressed with prevention and education. easier ways to find out how to get help

## **POLITICAL/SOCIAL RELATED (7)**

### Social attitudes/values (5)

Conservatism causes pain in the ass

health issues, well lets see you go to the doctor because you are sick, they tell you to get over the counter meds and if not better in a few days come back, whats wrong with that picture. doctors used to want to help people and cure them, now its how fat can i make my wallet. I feel way to much is given to young adults that use Goverment handouts as a way of life and little to no support for our seniors who have worked and paid there way in life and now need a little help.

More emphasis needs to be placed on self reliance...the American Way!

but requires a level of personal responsibility from the individual

Until people understand that they must take the lead in their own health care and it's not someone elses responsibility, the situation in Bay County will not improve greatly.

### Political system (2)

There should be a combination of County citizens, physicians, nurses; not politicians on the board

I am sorry to say I have little faith in the people elected to do the best for Bay County.

## **ECONOMIC RELATED (6)**

### Cost of living (5)

Big brother in Panama City is holding a large majority of people at a lower class state of living most jobs want to pay \$8-10.00 hr. Single 400.00 a week after taxes ? \$325.00 Rent on a 2br room trailer roaches included is average \$600. My son gives half his income for one he cant get ahead when you add on elect, water , garbage, phone etc. Why is it that NO interested large manufacturing company that has proposed coming here has. I will continue to pray my LORD is my only solice and confort.

I am Female, single, age 50, unemployed 6 months after working for same business 19 years. my mortgage is \$589.00mon. at this time I get 275.00 weekly unemployment. And I am better off than alot who live here, I would say that the majoity of people in Bay County are with out medical Ins. than those with. I hope my answers will help.

I am a long time resident,dont want to live anywhere else but its hard on people in my income to make it and try to have something ..good people around here thats the best part.I have always tried to give back to the community.and believe in jesus.. thanks

The above section about seniors I disagree with all only because while we have all of those things here, many of them are not affordable for many seniors.

Middleclass families with underpaid working professional adults are still having a tough time financially. They are low paid and have not been given raises in years but the cost of living keeps going up

Funding/Budget cuts (1)

good school for special needs clients without being mistreated/neglected, stop budget cuts on their funds

**GENERAL COMMENTS (13)**

Thank you (4)

I applaud you all for taking such an in depth look at the needs of our community.

Thank you for providing an area to comment!

thanks for asking

thanks!

Survey-related comment (4)

Listing guns as a safety issue biases your survey. Why do you ignore knives or stairs? Stairs create far more health hazards in Bay County than guns, especially among the elderly. Odd that is not on your list. If you want to conduct a survey about health, then collect relevant information not information that suits your personal political agenda. Doing so is dishonest and a poor example of scholarship.

tough questions

Very difficult to choose top THREE health issues because they were so interrelated.....hope results of this survey will be made available to the public!

A lot of the questions dealt with senior citizens and children, I have limited contact with either so could not answer those questions

General positive comment (3)

I feel the health care in Bay County is adequate, but there is always room for improvement.

I like living in Bay Co.

Overall great place to live and great medical facilities

Other comments (2)

Vote yes for medical marijuana.

we need help !



## Appendix 2: Bay County Community Health Survey Volunteers





## Bay County Community Health Survey Volunteers

### Student Volunteers:

Amanda Reitmeyer  
Briane Ottinger  
Nancy Dingus  
Cari Fife  
Ellen Belfiore  
Heather Smith  
Kyla McKenzie  
Jerry Lewis  
Amanda O'Dell  
Nanci Baird  
Tammy Fowler  
Laura McKinney  
Alyson Robbins  
Rachel Lefebure  
Cameron Waterhouse  
Jerrie Kirksey

### Faculty Volunteers:

Elizabeth Trentanelli  
Casie Moebius  
Katrina Reese

### Community Volunteer:

Ted Finn



## APPENDIX 3: FORCES OF CHANGE ASSESSMENT



# BAY COUNTY COMMUNITY HEALTH IMPROVEMENT PROJECT – FORCES OF CHANGE REPORT



MARCH  
2012

## Evaluating the Health of Bay County

The Bay County Community Health Task Force engaged in a Forces of Change Assessment in conjunction with the Community Health Improvement Project 2012. As part of the Mobilizing for Action through Planning and Partnership (MAPP) process, the Forces of Change Assessment served to evaluate legislative, technological, social, economic, and other issues impacting Bay County.

# Bay County Community Health Improvement Project – Forces of Change Report

## EVALUATING THE HEALTH OF BAY COUNTY

The Forces of Change (FOC) Assessment was conducted in March 2012 with the Bay County Community Health Task Force. This assessment was designed to answer the questions:

- *"What is occurring or might occur that affects the health of our community or the local public health system?"*
- *"What specific threats or opportunities are generated by these occurrences?"*

The FOC Assessment was developed in collaboration with the Bay County Health Department, constructed as an online web-based survey, and disseminated via an email link. Bay County Community Health Task Force members were given seven working days to complete the online survey. Two follow-up emails were sent to Task Force members as a reminder to complete the FOC Assessment. A total of 11 members completed the instrument, with nine people completing the online assessment, one member requesting a phone interview, and one member returning the survey as a Microsoft Word document.

The FOC Assessment asked Task Force members to think about issues that affect the local public health system or community in six categories:

- Economic Forces
- Environmental Forces
- Political Forces
- Health Forces
- Social Forces
- Technological Forces

For each category or Force of Change, Task Force members were to identify *Forces* (broad all-encompassing category that includes trends, events, and factors), *Events* (one-time occurrences, such as a hospital closure, a natural disaster, or the passage of new legislation), and *Factors* (discrete elements, such as a community's large ethnic population, an urban setting, or a jurisdiction's proximity to a major waterway).

FOC Assessment responses were placed in themes for each of the six categories. These categories were then collapsed and summarized across all responses. There were six forces identified across all categories: 1. Development Force, 2. Economic Force, 3. Environment Force, 4. Health Force, 5. Political Force, and 6. Social Force. Sub-forces were identified within each of these categories for a total of 20 Forces of Change. These categories were then ranked based on a numeric count of total responses. A total of 361 individual comments/responses were received. Appendix 1 contains the condensed themes and associated responses. Verbatim responses were not corrected for spelling, grammar, or context errors.



## FORCES OF CHANGE – CONDENSED THEMES

This descriptive report presents the results from the Forces of Change Assessment. These results will be used to identify Community Health Priorities in the next step of the Bay County Community Health Improvement Project 2012. The survey instrument and summarized responses are presented in Appendix 2.

Five Forces of Change accounted for nearly two-thirds (63.55%) of the comments.

### Force 1: Development Force: Infrastructure

Overall, the FOC Assessment identified the *Bay County Infrastructure* as a key priority. There were 66 responses (18%) which discussed this general issue. These comments constitute a Development Force as characterized in the MAPP documentation. Comments focused on:

- Education
- Lack of affordable housing
- Trend towards privatizing jobs
- Need for technological training
- Closure of local businesses
- Change of structure of Bay Medical Center
- Lack of industry.

### Force 2: Economic Force - Recession/Economy

There were 59 comments focused on the *National/State/Local Recession and Economy*. This represented 16% of the total comments. Most of the respondent discussion centered on:

- Unstable economy and reduction in public spending
- Housing foreclosures
- Cost of consumer products
- Unemployment from the national and state economic downturn.

### **Force 3: Social Force - Community Attitudes**

Over one in ten comments (13.5%) centered on *Bay County Community Attitudes* as a Social Force impacting the overall health of the community. Factors cited as contributing to this social force were:

- Community attitudes related to lack of trust in government and in politicians
- Abandonment of a strong family and moral foundation
- Cultural stereotypes, racism, and biases
- Ignorance and fear.

### **Force 4: Development Force - Economic Infrastructure**

The FOC of *Economic Infrastructure* was addressed by 9.7% of the responses. While similar to the *Force 1: Development Force - Infrastructure*, this area specifically cited the lack of industries, jobs, and aggressive marketing and planning activities as the events which have impacted the overall health of the Bay County Community.

### **Force 5: Health Force - Access**

*Access to Healthcare* was identified as a FOC that impacts Bay County residents. Over 9% of the responses to the FOC Assessment focused on this issue. Respondents cited the following factors which impact and are impacted by this health force:

- Access to appropriate and ongoing healthcare
- Limited mental healthcare
- Lack of affordable adult dental care
- Inability to find healthcare for low income, Medicaid-only, uninsured residents.

## Other Forces

An additional 15 Forces of Change were identified from the FOC Assessment, accounting for over one-third (36.45%) of the comments. These are listed below with their related percentage of comments.

- Health Force: Risk Factors (5%)
- Development Force: Transportation (4.4%)
- Environment Force: Pollution (4.4%)
- Political Force: Leadership (3.8%)
- Political Force: Jurisdictional (2.7%)
- Development Force: Technology (2.4%)
- Economic Force: Funding (2.4%)
- Political Force: Funding (1.9%)
- Development Force: Recreation/Land Use (1.6%)
- Population Force (1.4%)
- Political Force: Legislation (1.1%)
- Health Force: Costs (0.8%)
- Environment Force: Natural Disasters (0.55%)

## EVALUATING THE HEALTH OF BAY COUNTY

The next step in the Bay Community Health Improvement Project is for the Community Health Task Force to review these FOCs in conjunction with the Bay County Community Health Survey Report and the Bay County Community Health Profile Report. These three documents will be used to prioritize health issues, identify Bay County strengths, weaknesses, opportunities, and threats (SWOT), and develop an action plan that will address the top health issues and provide guidance for measuring impact.

## **APPENDIX 1: FORCES OF CHANGE ASSESSMENT (CONDENSED THEMES AND ASSOCIATED RESPONSES)**



NOTE: All FOC comments are presented verbatim. No editing to correct spelling or grammar errors was conducted.

## Development Force – 126 total comments

### **Development Force: Infrastructure (66)**

Education is major issue -trying to work with school district (state & nationwide).

Education system is failing the children.

Pumping a lot of money into charter schools but not fixing the public schools.

People who have good income can send children to charter schools.

People who don't have money can't send children.

Children don't stand a chance.

Influences the jobs that come as a result of education

Lack of affordable housing, particularly for those over 60 with little or no savings due to poor employment history

Increased communication in families due to technological advances. It is not just Bay County but across the globe.

Privitizing jobs - no guarantee people will have a job at the end of school terms. Impacts employment now

The privatization of Bay Medical Center may have a huge impact on all care for the uninsured.

Lack of /need for "green" technological advances

Lack of technologically- trained residents

Air Force bringing F22's important More training at GCSC and FSU in technology is a good thing.

With regard to technological training, the challenge for our local Vocational Center, State College, and University is getting programs developed and ready fast enough to meet the Post high school education.

Perhaps we will attract more jobs in technology as has been expressed by chamber of commerce

More small businesses would open if the economy were better and not so much governmental red tape

Demands of a changing job market.

Limited funding for research into long-term effects of technology (ex: disposal of batteries for hybrid cars creates environmental risk)

Build a resource-saving, technology driven system to track allocation of limited resources county wide

High unemployment has influenced the need to develop new programs to recruit industry and retrain workers in new careers.

However I think economy evaluators are realizing our local population must attain more skills to land more than just service industry(housekeepers, servers, bar tenders) employment.

Quality of the system

Staffing

Languages

Tools needed

Networks

Confidential issues

Schools/education heading towards technology - a lot of children going to get left out because parents can't afford computers - schools don't have the resources.

Help the elderly with classes and education on computers - see classes in the community on this.

Web related businesses

Availability when needed

Lack of resources to obtain training (transportation costs, schedule conflicts

The State Department of Education is currently bombarded by applications for new programs coming in from all over Florida, and this has slowed down the approval process.

Also, budget cuts in higher education have contributed to the inability to provide as many programs as are needed to meet the job demands.

Communications

"Mom and Pop" type restaurants and shops closing

Downsizing of MANY local companies.

Threats of closing the paper mill - laid people off at times

Businesses closure

Closure of companies who were "large" employers and manufacturers

Lack of good schools

Lack of recreational activities in the county such as a public swimming pool

Lack of incentives for industry to move business to Bay County

Lack of manufacturing--closing of the paper mill in Port St. Joe and Arizona Chemical and Sallie Mae who were two higher paying companies for citizens to work for

Lack of more development of the port areas in our communities to bring in more industry

Reluctance to incorporate these items in planning

Lack of job growth in the professional and manufacturing areas---many jobs are seasonal

Overall lack of job growth and salary increases

Overall our future medical care is uncertain for many citizens due to the county leasing the public hospital

Possible hospital closure which could influence indigent care - people get lost in the shuffle

Lease of Bay Medical Center to private outside companies---you never get what is promised that is not in writing loss of local control is not always a good thing as we lose our ability to structure to the needs of the community

The recent sale of the hospital without public input

We are a tourist area with little to draw industry or manufacturing and higher paying jobs

We are increasing in populations but services like sewage and roads are not keeping abreast of the growth due to flat economy

Resources for assistance are limited (ie, TANF, Unemployment compensation, etc)

Changing structure of Bay Medical Center. Questions on if it will continue services, in what fashion

Seasonal vacation destination – area does not have broad-based employment

Caused our county to lose the public hospital where many depended on charity care

Homeless come for the good weather and they have no place to stay after their 5 days in the Mission, this issue has shaped and divided the way in which we behave or relate to one another as a community.

Downtown businesses concern that homeless are affecting their bottom line- No unified plan to deal with issue

We have access to waterways but need to increase our Port activities for larger commercial



gains to bring jobs and more economic security

Again, seasonal employment....

**Development Force: Economic Infrastructure (25)**

Lack of industries that hire at a decent wage

Lack of unemployment, not a lot of good jobs in Bay County

Kept a lot of industry out of county

Lack of jobs

Small businesses - low survival rate

The area does not attract new businesses

Decreased hours and decreased paychecks of summer jobs

Jobs that are available pay much less than before.

Underemployment

Lack of industry here

Lack of job growth

The ability of people to find, keep and promote into higher wage jobs that allow them to have a secure future.

Lack of aggressive marketing activities, although the situation has improved in the last few years

Much emphasis is being put on the beaches which will definitely help the economy but we should not need to depend on seasonal jobs entirely

Loss of our local county owned hospital in favor of a private for profit hospital which may limit medical/charity care at some future date.

We are located immediately adjacent to the Gulf of Mexico.

Level of employment

Temporary summer jobs

Decline in tourism/spending

Tourism decreased

Vacation destination

Bay County's economy based largely on tourism, very little industry.

People don't travel when they have no money.

In some respects this has been more difficult for this area because of the large number of low-paying jobs with no health benefits in the tourism industry.

Second home destination

Seasonal employment

Fishing economy – both charter and wholesale

Significant proportion of employment is seasonal - affected even more by economic factors & oil spill

Water-related industries and oil-related industries (ie, pipe companies & shipyards)

Political power and business community kept out industry because of possible competition.

Would lose workers because might make more money

Business owners, real estate owners, shrinking middle class, more homeless people, sleeping downtown.

Political forces at work

Slowed construction of new houses

People are living on limited budgets not able to do and give back to the community as a whole whether it be going out to dinner or donating to a local non profit

### **Development Force: Transportation (20)**

Lack of roads and infrastructure to deal with more transportation issues

No connector to the Interstate Road system

Not being able to have a connection to Interstate highway system also effects our economy

Lack of public transportation for all citizens who do not drive or those who cannot afford to drive or eat with rates as high as they are.

Public transportation expanded. Have a trolley system but some areas it does not go to.

Nothing going to the airport except taxis.

Transportation for the elderly

Public transportation inadequate

More traffic at time of the year due to tourist seasons contributing to more congestion

Lack of transportation to/from work, to doctors, etc.

Recent expansion of airport. No transportation to and from airport

Lack of urban planning

Economic down turn has not kept road building up to growth in traffic level

Increased car traffic has roads heavily traveled without increased public funding for improvements

Lack of comprehensive public transportation from all parts of the county to medical appts and facilities discourages more use of public transportation

Distance between service providers

Lack of infrastructure (interstate highway system is not in close proximity)

Distance and access to the interstate

Lack of adequate roads and transportation choices to North Florida to bring industry

No connector to Interstate Highway system

#### **Development Force: Technology (9)**

Cheaper and more accessible technological products available at the stores in Bay County

Cell phones got more accessible and cheaper

Access to internet has help in the all kind of business especially in the tourism and sales of goods

Rapid increase in use of various technologies (internet, cell phones, vehicles, etc)

Internet and cell phones

Cell phones impacted Bay County the most. Everyone has one while a lot of folks don't have computers and don't know how to use them.

Cell phones

Internet

Bay County lacks affordable technology initiatives created for any agency, church or other entity who distributes food and clothing, medical, any service to those who receive their charities. Homeless Coalition has a system that captures some but not all.

#### **Development Force: Recreation/Land Use (6)**

Some of minority areas do not have parks for the children. Some areas have speed bumps because children play in the street because no parks

Land use or urbanization

Lack of sidewalks and bike lanes

Land use

No place for children to play

Death of downtown due to suburban sprawl and/or “vacation destination” west of Hathaway

Bridge – could almost say building of Pier Park (not exactly a single event....)

## Health Force: 68 total comments

### **Health Force: Access (33)**

Access to appropriate, ongoing healthcare (ie, preventative, maintenance and emergency care provided across an individual's lifespan with consistency - not just emergency care, or just preventive care)

Lack of detox facilities

Limited mental healthcare for elderly and the young adults

Lack of affordable adult dental care

There is a major problem in getting dental care for uninsured adults

Lack of access to health services

Access - lack of transportation to get to a doctor/dentist

Lack of orthopedic care using Medicaid or under insured

Low income/Medicaid hard to find doctors and dentist.

Charity care for indigent

Tremendous amount of people with no health insurance

Not a lot of dentists do not take Medicaid.

Passage of Healthcare Reform act created significant increase in cost of health insurance for many using private insurance - some who were previously insured now unable to afford costs

Probably with Medicaid - there has been a cut back on funding and covering what was once covered. Too much paperwork associated with it.

Loss of jobs with health insurance coverage

Not enough medical coverage for limited income families.

Over all the economy is very bad, much stress in people's lives trying to survive on less questionable national health issues with many states fighting the Affordable Care Act implementation

Orthopedic doctors refuse to take low reimbursement

High proportion of seasonal, part-time or temporary work with no health insurance benefits

High cost of individual policies

Physicians consider Medicaid and some insurances pay too low for them to cover.

As a country we have not prioritized healthcare and the right to have or to have not Many countries such as Germany and Canada have decided their citizens have a right to basic healthcare, we are on the fence and should decide what we want and set aside resources to

pay for it if we want it. We have many people in Bay County going without preventative care and perhaps suffering strokes, heart attacks and overall bad health at an earlier age than necessary

Homeless and brain injured vets returning from Afghanistan and Iraq mental health facilities closed across the country

Health

Brain Injury awareness and post-rehabilitation is our primary focus

Inadequate mental healthcare services, especially for the uninsured

Lack of medical insurance coverage

Limited availability of evidence-based prevention and treatment programs

Lack of insurance benefits for many part time and other workers

Lack of coverage for many procedures and some diagnoses

Lack of adequate available bed space resulting in discharges that are occurring too early in the treatment regime.

Lack of appropriate follow-up with discharged patients.

Lack of adequate space for monitoring those at risk for suicide

### **Health Force: Risk Factors (19)**

The rate of Cancer in Bay County is the highest of the 67 counties in Florida.

Risk issues - underage drinking, drug use including prescription drugs, secondhand smoke

Drug Use/Abuse

Alcohol and drug use

High substance abuse rate

Underage drinking

Risk Factors

Drug use

Bay County is in the top 10 percentile for smoking pregnant women, substance exposed newborns and drug use in general

Crime

Domestic violence

Drugs specifically meth manufacture and use

Teen pregnancy level incrementing daily

Poverty levels raising

A large percentage of the residents have lived in poverty, uneducated and unemployed and this is all they know and they have no desire to change the system of living off of governmental assistance

Steady increase in substance misuse/abuse

Sports related concussions

Falls

Auto accidents

### **Health Force: Diet/Obesity (12)**

Diet is a major issue - a lot of ignorance related to diet. People don't understand that diet leads to a lot of health issues.

So much obesity in schools. Even if parents knew how important it is for children to eat right, they don't follow it.

Snack machines at schools - although some areas have healthier snacks, although Bay County has candy & cookie machines.

Dietary issues - lack of green stand with fresh fruit and vegetables

Lack of healthy lifestyles education at schools and healthy snacks at schools.

Obesity in our society in general

I am going to have to say that obesity (both childhood and adult) is the most important health force impacting Bay County.

The high cost of healthy foods as compared to the high fat, high sodium dollar menu at fast food restaurants.

Super-sized portions of food in all restaurants and the inexpensive nature of increasing portion sizes at fast food places.

There is also limited access to less expensive fruits and vegetables from farmer's markets, etc.

Depressive Disorders

Cycle of addictive behaviors

### **Health Force: Costs (3)**

There is uncertainty in the national stance on affordable health care law as it is being challenged.

Healthcare costs and cost of living is far greater than any salary growth which will lead to people having to choose basic necessities over healthcare like dental, and preventative tests. Also, 2 large rounds of cuts to Medicare and Medicaid have seriously impacted funding for residents in our long term care facilities.

**Health Issue: Other (1)**

Increasing environmental stressors (economic climate, decrease in nuclear families)



## Economic Force – 68 total comments

### **Economic Force: Recession/Economy (59)**

Real estate lost in value - many owners have high mortgages and can't move or refinance their houses

Increased number of families receiving state services that don't pay for shopping, or other activities except for Sr. Programs (money and supplies)

Working family members

Unstable economy and reduction in public spending

Decreased govt. funding

The gap between low -income and upper level income individuals which has many individuals "falling through the cracks"

Economic downturn in our overall economy has prevented any real solutions

Foreclosures

Economic recession

Real estate collapse

High rate of foreclosures in the entire county

Poor economy

A nationwide economic recession

The poor state of the economy

Many citizens have experienced bankruptcies, foreclosures

Energy and gas prices are on the up-swing and the wage increases of most have not allowed people to keep up with price increases

All consumer products such as gas, utilities, have risen.

Unstable economic indicators are most greatly affecting Bay County right now. There are signs of recovery from the recession, but that recovery is very slow and far from complete.

Unemployment

Long-term unemployment.

High unemployment

## Unemployment

High unemployment rate

The most impact - low-income residents.

## Tourism

Many residents unable to afford green technology such as smart or hybrid cars

Overall national economic trouble

Poor economy

National debt

Not one thing, problem over the years

Financial deregulation

High gas prices

Higher than usual inflation.

Bank failure/bail out(s)

Loss of the middle class

Decline of people's ability to have the American dream of work hard and you will be rewarded with good fortune.

Real estate and Wall Street Collapse

House market decline

Decline of property values

Sallie Mae closure

The rapid rise and fall of the real estate and banking markets.

Real Estate market – overbuilt under sold since 2008

Decline of revenues at both the state and national level

Increase in those needing entitlement programs has future depleted the resources of the federal, state and local governments.

Economic downturn

Economic recession - vastly differing views on how to lead economy into recovery

All state employees (also county employees eligible for state retirement) were asked to contribute to their retirement, so their paychecks got reduced by 3%.

Budget cuts

The uncertainty of the economy affects us all as politicians continue to think of only themselves and not what is for the best for our country or county

Annual budget cuts to education, funding for municipalities, and cuts to Medicaid which greatly impact long-term care to our senior population.

Loss of industry/jobs

Force people to seek unemployment

Labor work force to migrate to other states

Economic needs of individuals are greater

Low economic and educational level across the county

Economic depression

Poor economy

I think large numbers of persons are geared to a 4 to 5 month economy vs a 12 month economy ("I'll work my summer job, lay off and hunt or fish during the winter until the tourists come back.")

Employment - keeping jobs/industry out

Economy

Competition for jobs and benefits

Low annual income

### **Economic Force: Funding (9)**

Lack of funding

Inefficient use of resources.

Budget cuts

We have a large school system that has been hit with greater than \$25 million in cuts in the last 2 years.

Higher education in our community has had significant budget cuts for 5 years in a row

Lack of funding

Increasing demand for of social services to supply the need of the people.

Legislation to increase funding to treat post-rehab brain injury

Partnering with other like type agencies for funding, grants

## **Social Force: 49 total comments**

### **Social Force: Community Attitudes (49)**

Minority community areas- some people are insensitive to minority issues; people only look out for their own area may be ignorance - don't know or hasn't been brought to the attention of people in decision making positions

Community attitudes related to lack of trust in government and in politicians

Lack of trust and respect for gov't and law enforcement

Existence of evil

Crime

This is the bible belt. The population is predominantly Caucasian, Christian, and Republican.

This makes the community more resistant to change and less accepting of the accomplishments and/or policies of others.

Insensitivity to citizen voices - go to commission and voice opinion, but commission makes their own decision (don't hear the citizens, listen to the money)

Do not have good rapport with the community - police aren't the "friend" of the community. Law enforcement tends to be insensitive to community. Not every one is bad - but there are some that don't care.

Get a lot of complaints about police and sheriff

Legal enforcement of punishment without rehabilitation

People don't know or don't know the long time effect of not eating healthy. Health department needs to do more to educate people - 20 years down the road going to get diabetes or high blood pressure. Need to show statistics and facts about good eating.

Lack of sufficient funding to address these issues.

Lack of interest in these issues.

The events that have occurred as a result of the recession have contributed with people trying to feed their families as inexpensively as possible. The fast paced nature of our lives makes it easier to run through a drive through than to prepare a nutritious meal in the home.

Lack of education (Health/Social)for individuals/families(not for lack of availability but rather lack of interest in learning)

## Racism

Negative attitude toward people economically deprived (black & white)

Redneck culture dominates with a lot of ignorance.

Abandonment of a strong family and moral foundation

Cultural stereotypes and biases

Culture

Republican Christian Conservatism

Hereditary

A lot of racial tension - man killed in boot camp

People get divided along racial lines (law enforcement involved) - doesn't build bridges in the community

Numerous incidences where police have shot people of color - and not held accountable

Christians values are not taught at schools

The election of a Democrat as President-first, and the associated issues with racism as he is the first African American President of the U.S.

New emphasis on vagrancy

Ignorance and fear

Racism always rooted in ignorance and fear

Poor school performance and low self expectations of students due to parental example,

Worse of all a lot of broken homes, playing the victim card from generation to generation.

Lack of compassion

Generational beliefs since slavery

Religious –based bias

Unethical belief that true Americans are of European descent

Fears

Low level of education

Disbelief regarding environmental impact of technologies

Disagreement regarding climate change/global warming as well as other environmental impacts

Lack of education on the benefits

Lack of interest in retraining

Cell phone bills are sometimes paid before basic needs

Not looking out for the people - about money, not about the people.

Prison, privatizing - somebody is getting rich.

Increasing exposure in various media (ie, movies, entertainers, etc)

## Political Force: 35 total comments

### **Political Force: Leadership (14)**

Inept legislators

New state leadership has played an impact in our community

State Legislation

The governor

Governor has turned down federal funding which would have helped our elderly

a redistricting is uncertain in Florida

Much infighting of politicians has meant no meaningful legislation is passed for the good of the citizens--everyone is trying to line their own pockets.

Leadership Issues

Our Governor is fairly new to his office and has used a very heavy hand with regards to budget cuts.

Political partisanship at the federal and state levels

Election of new state leadership

Governor make ex-prisoners wait 5-7 years to restore rights after incarceration

Reluctance to move toward unified governing body

Strong immigrations policies

Legality of establishments serving alcohol and lack of legislation to have them closed on

Sundays and shorter hours of operation

### **Political Force: Jurisdictional (10)**

Law enforcement - each municipality has own police & then there is the sheriff for the county  
County & city commissioners (7 municipalities) makes for a lot of political issues

No unified decision making body in Bay County - too many municipalities in Bay County results  
in too many elected officials making decisions

Closing of 1 municipality

Board of County Commissioners

Too many politics and struggle with county and 7 city municipalities - people's voices get lost in  
the struggle

Most municipalities maintain law enforcement, fire protection, etc.

Political forces which are corrupt

On any level state, county, and city if a leader has an agenda that overtakes the priorities of those in need

State and county employees

**Political Force: Funding (7)**

Steady decrease of state and federal funding

Legislators being unwilling to accept funding from federal government

Recent legislation - prevention and education funding is getting significantly smaller.

When money does come, it doesn't end up in the areas with the people who need it the most. Money doesn't go to priority areas. For example, smoking - there was a grant money but communities didn't know the money was available. Money isn't prioritized right or people aren't notified about it. Don't know about it and the money is already spent. City or county commission take the pie all for themselves.

Community at large is not driving force in these issues.

Lack of interest, also from our commissioners

County funds have never been used to support Bay Medical Center

**Political Force: Legislation (4)**

The passage of new legislation regarding retirement contribution of state employees (3% paycheck reduction)

Legislative reactions - ie, decisions regarding where oil companies may/may not drill in the water

"Zero tolerance"-type policies/laws that criminalize substance use and result in additional stressors to the user and his/her loved ones



## Environment Force: 18 total comments

### **Environment Force: Pollution (16)**

Water pollution (real or supposed) from the BP oil spill

Air/Water Pollution

Air/water pollution

Air pollution is a problem for Bay County especially in the Downtown/Millville areas as a result of the paper mill, and water pollution is a constant concern as a result of the BP oil spill.

Arizona Chemicals - dumping and air pollution

BP Oil spill

Media coverage of oil spill (speculation, etc)

Moved a school recently & some of the children reported issues with the air.

More pollution some due to oil spill impact and some due to air quality issues we already had

Paper Mill and other Factories dispelling toxins daily

The largest oil spill in the history of our country out in our beautiful Gulf of Mexico

Gulf of Mexico affected by oil spill

Also, all of our citizens and visitors to our county are negatively impacted by the fumes of the paper mill

BP Oil spill

BP Oil spill 2010

Oil spill in the Gulf affected tourism

### **Environment Force: Natural Disasters (2)**

End of ARRA (aka "Stimulus") funding for various programs

Hurricanes, beginning with Katrina in 2005

## Population Force: 5 total comments

### **Population Force (5)**

Young adult population

Homeless in the downtown Panama City area

How to deal with homeless issues

Younger families keep in touch more than ever before.

A greater distance between generation; more visible in families with lower education.



## APPENDIX 2: FORCES OF CHANGE ASSESSMENT (SURVEY & COMMENTS)



One of the primary components of the 2012 *Bay County Community Health Improvement* process is the Forces of Change Assessment (FOC). The Forces of Change assessment identifies legislative, technological, and other impending changes affecting the community in which the public health system operates.

This assessment answers the question *"What is occurring or might occur that affects the health of our community or the local public health system?"*

Based on your responses, the Forces of Change Assessment will provide a comprehensive yet focused list of the key forces facing the Bay County community and a description of their impacts. This process will require about 30-60 minutes of your time.

You will be asked to identify critical EVENTS and FACTORS related to the health of the Bay County Community for 6 (six) Forces of Change:

- Economic Forces
- Environmental Forces
- Political Forces
- Health Forces
- Social Forces
- Technological Forces

Use these definitions to guide your responses:

**What are Forces of Change?** Forces are a broad all-encompassing category that includes trends, events, and factors.

**What are Events?** Events are one-time occurrences, such as a hospital closure, a natural disaster, or the passage of new legislation.

**What are Factors?** Factors are discrete elements, such as a community's large ethnic population, an urban setting, or a jurisdiction's proximity to a major waterway.

## Forces of Change - Economic Forces

Please think about all the **Economic Forces** that are impacting Bay County.

Sample Economic Forces include:

- Decreasing state and federal funding
- Lack of large industries
- Unstable economic indicators – foreclosures, bankruptcies, high taxes, etc.

### 1. Please identify the most **IMPORTANT** Economic Force impacting Bay County at this time. (11 Task Force members responded with a total of 29 responses)

#### Economic Force: Recession/Economy (15)

Economic recession

Real estate collapse

High rate of foreclosures in the entire county

Poor economy

A nationwide economic recession

The poor state of the economy

Many citizens have experienced bankruptcies, foreclosures

Energy and gas prices are on the up-swing and the wage increases of most have not allowed people to keep up with price increases

All consumer products such as gas, utilities, have risen.

Unstable economic indicators are most greatly affecting Bay County right now. There are signs of recovery from the recession, but that recovery is very slow and far from complete.

Unemployment

Long-term unemployment.

High unemployment

Unemployment

High unemployment rate

Development Force: Economic Infrastructure (12)

Lack of industries that hire at a decent wage

Lack of unemployment, not a lot of good jobs in Bay County

Kept a lot of industry out of county

Lack of jobs

Small businesses - low survival rate

The area does not attract new businesses

Decreased hours and decreased paychecks of summer jobs

Jobs that are available pay much less than before.

Underemployment

Lack of industry here

Lack of job growth

The ability of people to find, keep and promote into higher wage jobs that allow them to have a secure future.

Political Force: Funding (2)

Steady decrease of state and federal funding

Legislators being unwilling to accept funding from federal government

2. **For the Economic Force you identified above, please list the EVENTS which have contributed to the Economic Force. Remember *Events* are one-time occurrences, such as a hospital closure, a natural disaster, or the passage of new legislation. You can list as many Events as you want which have contributed or led to the MOST IMPORTANT Economic Force you identified above. (11 Task Force members responded with a total of 33 responses)**



Economic Force: Recession/Economy (18)

Overall national economic trouble

Poor economy

National debt

Not one thing, problem over the years

Financial deregulation

High gas prices

Higher than usual inflation.

Bank failure/bail out(s)

Loss of the middle class

Decline of people's ability to have the American dream of work hard and you will be rewarded with good fortune.

Real estate and Wall Street Collapse

House market decline

Decline of property values

Sallie Mae closure

The rapid rise and fall of the real estate and banking markets.

Real Estate market – overbuilt under sold since 2008

Decline of revenues at both the state and national level

Increase in those needing entitlement programs has future depleted the resources of the federal, state and local governments.

Environment Force: Natural Disasters (5)

End of ARRA (aka "Stimulus") funding for various programs

BP Oil spill

BP Oil spill 2010

Oil spill in the Gulf affected tourism

Hurricanes, beginning with Katrina in 2005

Development Force: Infrastructure (5)

"Mom and Pop" type restaurants and shops closing

Downsizing of MANY local companies.

Threats of closing the paper mill - laid people off at times

Businesses closure

Closure of companies who were "large" employers and manufacturers

Development Force: Economic Infrastructure (3)

Lack of aggressive marketing activities, although the situation has improved in the last few years

Much emphasis is being put on the beaches which will definitely help the economy but we should not need to depend on seasonal jobs entirely

Loss of our local county owned hospital in favor of a private for profit hospital which may limit medical/charity care at some future date.

Political Force: Leadership (1)

Inept legislators

Political Force: Legislation (1)

The passage of new legislation regarding retirement contribution of state employees (3% paycheck reduction)

- 3. Next, for the Economic Force listed above, please identify those FACTORS which characterize this force. Remember, *Factors* are discrete elements, such as a community's large ethnic population, an urban setting, or a jurisdiction's proximity to a major waterway. List those characteristics of Bay County which are either impacted by this Economic Force or directly impact the Economic Force. (11 Task Force members responded with a total of 26 responses)**

Development Force: Economic Infrastructure (17)

Decline in tourism/spending

Tourism decreased

Vacation destination

Bay County's economy based largely on tourism, very little industry.

People don't travel when they have no money.

In some respects this has been more difficult for this area because of the large number of low-paying jobs with no health benefits in the tourism industry.

Second home destination

Seasonal employment

Fishing economy – both charter and wholesale

Significant proportion of employment is seasonal - affected even more by economic factors & oil spill

Water-related industries and oil-related industries (ie, pipe companies & shipyards)

Political power and business community kept out industry because of possible competition.

Would lose workers because might make more money

Business owners, real estate owners, shrinking middle class, more homeless people, sleeping downtown.

Political forces at work

Slowed construction of new houses

People are living on limited budgets not able to do and give back to the community as a whole whether it be going out to dinner or donating to a local non profit

#### Development Force: Infrastructure (8)

Lack of good schools

Lack of recreational activities in the county such as a public swimming pool

Lack of incentives for industry to move business to Bay County

Lack of infrastructure (interstate highway system is not in close proximity)

Distance and access to the interstate

Lack of adequate roads and transportation choices to North Florida to bring industry

No connector to Interstate Highway system

Lack of manufacturing--closing of the paper mill in Port St. Joe and Arizona Chemical and Sallie Mae who were two higher paying companies for citizens to work for

Lack of more development of the port areas in our communities to bring in more industry

Economic Force: Recession/Economy (1)

Economic downturn

## Forces of Change - Environmental Force

Now think about the **Environmental Forces** which impact Bay County. *Environmental Forces* can include:

- Air/water pollution
- Global warming
- Land use or urbanization
- Recreational issues such as parks or bike lanes
- Public transportation or transportation for the elderly

### 1. Please identify the most IMPORTANT Environmental Force impacting Bay County at this time. (11 Task Force members responded with a total of 16 responses)

#### Development Force: Transportation (6)

Lack of public transportation for all citizens who do not drive or those who cannot afford to drive or eat with rates as high as they are.

Public transportation expanded. Have a trolley system but some areas it does not go to.

Nothing going to the airport except taxis.

Transportation for the elderly

Public transportation inadequate

More traffic at time of the year due to tourist seasons contributing to more congestion

#### Environment Force: Pollution (5)

Water pollution (real or supposed) from the BP oil spill

Air/Water Pollution

Air/water pollution

Air pollution is a problem for Bay County especially in the Downtown/Millville areas as a result of the paper mill, and water pollution is a constant concern as a result of the BP oil spill. Arizona Chemicals - dumping and air pollution

#### Development Force: Recreation/Land Use (4)

Some of minority areas do not have parks for the children. Some areas have speed bumps because children play in the street because no parks

Land use or urbanization

Lack of sidewalks and bike lanes

Land use

Other Comments (1)

Don't know

- 2. For the Environmental Force you identified above, please list the EVENTS which have contributed to the Economic Force. Remember Events are one-time occurrences, such as a hospital closure, a natural disaster, or the passage of new legislation. You can list as many Events as you want which have contributed or led to the MOST IMPORTANT Environmental Force you identified above. (11 Task Force members responded with a total of 20 responses)**

Environmental Force – Pollution (6)

BP Oil spill

Media coverage of oil spill (speculation, etc)

Moved a school recently & some of the children reported issues with the air.

More pollution some due to oil spill impact and some due to air quality issues we already had

Paper Mill and other Factories dispelling toxins daily

The largest oil spill in the history of our country out in our beautiful Gulf of Mexico

Developmental Force – Transportation (6)

Lack of transportation to/from work, to doctors, etc.

Recent expansion of airport. No transportation to and from airport

Lack of urban planning

Economic down turn has not kept road building up to growth in traffic level

Increased car traffic has roads heavily traveled without increased public funding for improvements

Lack of comprehensive public transportation from all parts of the county to medical appts and facilities discourages more use of public transportation

Economic Force – Recession/Economy (4)

Decreased govt. funding

The gap between low -income and upper level income individuals which has many individuals “falling through the cracks”

Economic downturn in our overall economy has prevented any real solutions

Foreclosures

Development Force: Recreation/Land Use (2)

No place for children to play

Death of downtown due to suburban sprawl and/or “vacation destination” west of Hathaway Bridge – could almost say building of Pier Park (not exactly a single event....)

Political Force: Legislation (1)

Legislative reactions - ie, decisions regarding where oil companies may/may not drill in the water

Other Comments (1)

Don't Know

- 3. Now, identify those FACTORS or characteristics of Bay County which influence, impact or are impacted by the Environmental Force you listed above. (10 Task Force members responded with a total of 17 responses)**

Economic Force: Recession/Economy (4)

Real estate lost in value - many owners have high mortgages and can't move or refinance their houses

Increased number of families receiving state services that don't pay for shopping, or other activities except for Sr. Programs (money and supplies)

Working family members

Unstable economy and reduction in public spending

Development Force: Economic Infrastructure (3)

We are located immediately adjacent to the Gulf of Mexico.

Level of employment

Temporary summer jobs

Developmental Force: Infrastructure (3)

Reluctance to incorporate these items in planning

Lack of job growth in the professional and manufacturing areas---many jobs are seasonal

Overall lack of job growth and salary increases

Environmental Force: Pollution (2)

Gulf of Mexico affected by oil spill

Also, all of our citizens and visitors to our county are negatively impacted by the fumes of the paper mill

Social Force: Community Attitudes(1)

Minority community areas- some people are insensitive to minority issues; people only look out for their own area may be ignorance - don't know or hasn't been brought to the attention of people in decision making positions

Economic Force: Funding (1)

Lack of funding

Development Force: Transportation(1)

Distance between service providers

Health Force: Risk Factors (1)

The rate of Cancer in Bay County is the highest of the 67 counties in Florida.

Other Comments (1)

Don't know



## Forces of Change - Political Forces

Please think about **Political Forces** which impact the Bay County community. *Political Forces* may include:

- Leadership issues such as a change in governor and state department heads
- Jurisdictional issues such as annexation possibilities, re-districting, etc.
- Community attitudes related to lack of trust in government, lack of respect for law & enforcement

### 1. Please identify the most IMPORTANT Political Force impacting Bay County at this time. (10 Task Force members responded with a total of 14 responses)

#### Political Force: Leadership (8)

New state leadership has played an impact in our community

State Legislation

The governor

Governor has turned down federal funding which would have helped our elderly

a redistricting is uncertain in Florida

Much infighting of politicians has meant no meaningful legislation is passed for the good of the citizens--everyone is trying to line their own pockets.

Leadership Issues

Our Governor is fairly new to his office and has used a very heavy hand with regards to budget cuts.

Political partisanship at the federal and state levels

#### Political Force: Jurisdictional (3)

Law enforcement - each municipality has own police & then there is the sheriff for the county County & city commissioners (7 municipalities) makes for a lot of political issues

No unified decision making body in Bay County - too many municipalities in Bay County results in too many elected officials making decisions

#### Social Force: Community Attitudes(2)

Community attitudes related to lack of trust in government and in politicians

Lack of trust and respect for gov't and law enforcement

Developmental Force: Infrastructure (1)

Overall our future medical care is uncertain for many citizens due to the county leasing the public hospital

- 2. For the Political Force you identified above, please list the EVENTS which have contributed to its impact on the Bay County Community. Remember Events are one-time occurrences, such as a hospital closure, a natural disaster, or the passage of new legislation.** (10 Task Force members responded with a total of 19 responses)

Economic Force: Recession/Economy (6)

Economic recession - vastly differing views on how to lead economy into recovery

All state employees (also county employees eligible for state retirement) were asked to contribute to their retirement, so their paychecks got reduced by 3%.

Budget cuts

The uncertainty of the economy affects us all as politicians continue to think of only themselves and not what is for the best for our country or county

Annual budget cuts to education, funding for municipalities, and cuts to Medicaid which greatly impact long-term care to our senior population.

Loss of industry/jobs

Political Force: Leadership (5)

Election of new state leadership

Governor make ex-prisoners wait 5-7 years to restore rights after incarceration

Reluctance to move toward unified governing body

Strong immigration policies

Legality of establishments serving alcohol and lack of legislation to have them closed on Sundays and shorter hours of operation

Social Force: Community Attitudes(3)

Existence of evil

Crime

Insensitivity to citizen voices - go to commission and voice opinion, but commission makes their own decision (don't hear the citizens, listen to the money)

Developmental Force: Infrastructure (3)

Possible hospital closure which could influence indigent care - people get lost in the shuffle

Lease of Bay Medical Center to private outside companies---you never get what is promised that is not in writing loss of local control is not always a good thing as we lose our ability to structure to the needs of the community

The recent sale of the hospital without public input

Political Force: Jurisdictional (1)

Closing of 1 municipality

Other Comments (1)

Can't speak to specifics

- 3. Next, for the Political Force listed above, please identify those FACTORS which characterize this force. Remember, Factors are discrete elements, such as a community's large ethnic population, an urban setting, or a jurisdiction's proximity to a major waterway. List those characteristics of Bay County which are either impacted by this Political Force or directly impact the Political Force. (10 Task Force members responded with a total of 23 responses)**

Political Force: Jurisdictional (6)

Board of County Commissioners

Too many politics and struggle with county and 7 city municipalities - people's voices get lost in the struggle

Most municipalities maintain law enforcement, fire protection, etc.

Political forces which are corrupt

On any level state, county, and city if a leader has an agenda that overtakes the priorities of those in need

State and county employees

#### Social Force: Community Attitudes(4)

Do not have good rapport with the community - police aren't the "friend" of the community. Law enforcement tends to be insensitive to community. Not every one is bad - but there are some that don't care.

Get a lot of complaints about police and sheriff

Legal enforcement of punishment without rehabilitation

#### Economic Force: Funding (4)

Inefficient use of resources.

Budget cuts

We have a large school system that has been hit with greater than \$25 million in cuts in the last 2 years.

Higher education in our community has had significant budget cuts for 5 years in a row.

#### Economic Force: Recession/Economy (3)

Force people to seek unemployment

Labor work force to migrate to other states

Economic needs of individuals are greater

#### Developmental Force: Infrastructure (3)

We are a tourist area with little to draw industry or manufacturing and higher paying jobs

We are increasing in populations but services like sewage and roads are not keeping abreast of the growth due to flat economy

Resources for assistance are limited (ie, TANF, Unemployment compensation, etc)

Health Force: Costs (3)

There is uncertainty in the national stance on affordable health care law as it is being challenged.

Healthcare costs and cost of living is far greater than any salary growth which will lead to people having to choose basic necessities over healthcare like dental, and preventative tests

Also, 2 large rounds of cuts to Medicare and Medicaid have seriously impacted funding for residents in our long term care facilities.

## Forces of Change - Health Forces

Please think about **Health (Community & Individual) Forces** which impact the Bay County Community. *Health Forces* can be community-wide, such as access to dental care or can be individual, such as lack of education about preparing healthy meals. Health Forces can include:

- Dietary issues - Need healthier food & snacks in schools
- Risk issues - Smoking, Alcohol, Drug use, Exposure to toxic chemicals, Teenage Pregnancy
- Access issues - Lack of private psychiatrists in county or elder care facilities

### 1. Please identify the most **IMPORTANT** Health Force impacting Bay County at this time. (10 Task Force members responded with a total of 26 responses)

#### Health Force: Access (12)

Access to appropriate, ongoing healthcare (ie, preventative, maintenance and emergency care provided across an individual's lifespan with consistency - not just emergency care, or just preventive care)

Lack of detox facilities

Limited mental healthcare for elderly and the young adults

Lack of affordable adult dental care

There is a major problem in getting dental care for uninsured adults

Lack of access to health services

Access - lack of transportation to get to a doctor/dentist

Lack of orthopedic care using Medicaid or under insured

Low income/Medicaid hard to find doctors and dentist.

Charity care for indigent

Tremendous amount of people with no health insurance

Not a lot of dentists do not take Medicaid.

#### Health Force: Diet/Obesity (7)

Diet is a major issue - a lot of ignorance related to diet. People don't understand that diet

leads to a lot of health issues.

So much obesity in schools. Even if parents knew how important it is for children to eat right, they don't follow it.

Snack machines at schools - although some areas have healthier snacks, although Bay County has candy & cookie machines.

Dietary issues - lack of green stand with fresh fruit and vegetables

Lack of healthy lifestyles education at schools and healthy snacks at schools.

Obesity in our society in general

I am going to have to say that obesity (both childhood and adult) is the most important health force impacting Bay County.

#### Health Force: Risk Factors (7)

Risk issues - underage drinking, drug use including prescription drugs, secondhand smoke

Drug Use/Abuse

Alcohol and drug use

High substance abuse rate

Underage drinking

Risk Factors

Drug use

- 2. For the Health Force you identified above, please list the EVENTS which have contributed to this Force. Remember Events are one-time occurrences, such as a hospital closure, a natural disaster, or the passage of new legislation. You can list as many Events as you want which have contributed or led to the MOST IMPORTANT Health Force you identified above. (10 Task Force members responded with a total of 16 responses)**

#### Health Force: Access (6)

Passage of Healthcare Reform act created significant increase in cost of health insurance for many using private insurance - some who were previously insured now unable to afford costs

Probably with Medicaid - there has been a cut back on funding and covering what was once covered. Too much paperwork associated with it.

Loss of jobs with health insurance coverage

Not enough medical coverage for limited income families.

Over all the economy is very bad, much stress in people's lives trying to survive on less questionable national health issues with many states fighting the Affordable Care Act implementation

Orthopedic doctors refuse to take low reimbursement

#### Social Force: Community Attitudes(4)

People don't know or don't know the long time effect of not eating healthy. Health department needs to do more to educate people - 20 years down the road going to get diabetes or high blood pressure. Need to show statistics and facts about good eating.

Lack of sufficient funding to address these issues.

Lack of interest in these issues.

The events that have occurred as a result of the recession have contributed with people trying to feed their families as inexpensively as possible. The fast paced nature of our lives makes it easier to run through a drive through than to prepare a nutritious meal in the home.

#### Political Force: Funding (1)

Recent legislation - prevention and education funding is getting significantly smaller.

#### Development Force: Infrastructure (1)

Changing structure of Bay Medical Center. Questions on if it will continue services, in what fashion

#### Health Force: Risk Factors (1)

Bay County is in the top 10 percentile for smoking pregnant women, substance exposed newborns and drug use in general

#### Other Comments (3)

No one time event.

No one time event - ongoing problem.



Not able to identify

- 3. Now, identify those FACTORS or characteristics of Bay County which influence, impact or are impacted by the Health Force you listed above.** (11 Task Force members responded with a total of 18 responses)

Health Force: Access (4)

High proportion of seasonal, part-time or temporary work with no health insurance benefits

High cost of individual policies

Physicians consider Medicaid and some insurances pay too low for them to cover.

As a country we have not prioritized healthcare and the right to have or to have not. Many countries such as Germany and Canada have decided their citizens have a right to basic healthcare, we are on the fence and should decide what we want and set aside resources to pay for it if we want it. We have many people in Bay County going without preventative care and perhaps suffering strokes, heart attacks and overall bad health at an earlier age than necessary

Political Force: Funding (4)

When money does come, it doesn't end up in the areas with the people who need it the most. Money doesn't go to priority areas. For example, smoking - there was a grant money but communities didn't know the money was available. Money isn't prioritized right or people aren't notified about it. Don't know about it and the money is already spent. City or county commission take the pie all for themselves.

Community at large is not driving force in these issues.

Lack of interest, also from our commissioners

County funds have never been used to support Bay Medical Center

Economic Force: Recession/Economy (3)

Low economic and educational level across the county

Economic depression

Health Force: Diet/Obesity (3)

The high cost of healthy foods as compared to the high fat, high sodium dollar menu at fast food restaurants.

Super-sized portions of food in all restaurants and the inexpensive nature of increasing

portion sizes at fast food places.

There is also limited access to less expensive fruits and vegetables from farmer's markets, etc.

Health Force: Other Issues (2)

Depressive Disorders

Cycle of addictive behaviors

Development Force: Infrastructure (1)

Seasonal vacation destination – area does not have broad-based employment

Social Force: Community Attitudes(1)

Lack of education (Health/Social)for individuals/families(not for lack of availability but rather lack of interest in learning)

## Forces of Change - Social Forces

Please think about those **Social Forces** which impact Bay County and its community members. *Social Forces* include attitudes, culture, beliefs, and perceptions which ultimately influence behavior. Some of these Social Forces may be community-specific, while others may have a long history within an individual location or culture.

### 1. Please identify the most IMPORTANT Social Force impacting Bay County at this time.

(11 Task Force members responded with a total of 12 responses)

#### Social Force: Community Attitudes(7)

Racism

Negative attitude toward people economically deprived (black & white)

Redneck culture dominates with a lot of ignorance.

Abandonment of a strong family and moral foundation

Cultural stereotypes and biases

Culture

Republican Christian Conservatism

#### Economic Force: Recession/Economy (2)

Poor economy

I think large numbers of persons are geared to a 4 to 5 month economy vs a 12 month economy ("I'll work my summer job, lay off and hunt or fish during the winter until the tourists come back.")

#### Population Forces (2)

Homeless in the downtown Panama City area

How to deal with homeless issues

#### Other Comments (1)

Not sure

- 2. For the Social Force you identified above, please list the EVENTS which have contributed to its impact on the Bay County Community. Remember Events are one-time occurrences, such as a hospital closure, a natural disaster, or the passage of new legislation. (11 Task Force members responded with a total of 18 responses)**

Social Force: Community Attitudes(7)

Hereditary

A lot of racial tension - man killed in boot camp

People get divided along racial lines (law enforcement involved) - doesn't build bridges in the community

Numerous incidences where police have shot people of color - and not held accountable

Christians values are not taught at schools

The election of a Democrat as President-first, and the associated issues with racism as he is the first African American President of the U.S.

New emphasis on vagrancy

Development Force: Infrastructure (3)

Caused our county to lose the public hospital where many depended on charity care

Lack of roads and infrastructure to deal with more transportation issues

No connector to the Interstate Road system

Economic Force: Recession/Economy (2)

Employment - keeping jobs/industry out

Economy

Health Force: Access (1)

Homeless and brain injured vets returning from Afghanistan and Iraq mental health facilities closed across the country

Other Comments (5)

Not sure

It is on going process, not due to one-time event.

Cannot think of single occurrences....

Examples over the years

Not associated with any current events

- 3. Next, for the Social Force listed above, please identify those FACTORS which characterize this force. Remember, Factors are discrete elements, such as a community's large ethnic population, an urban setting, or a jurisdiction's proximity to a major waterway. List those characteristics of Bay County which are either impacted by this Social Force or directly impact the Social Force.** (11 Task Force members responded with a total of 25 responses)

Social Force: Community Attitudes(10)

This is the bible belt. The population is predominantly Caucasian, Christian, and Republican. This makes the community more resistant to change and less accepting of the accomplishments and/or policies of others.

Ignorance and fear

Racism always rooted in ignorance and fear

Poor school performance and low self expectations of students due to parental example, Worse of all a lot of broken homes, playing the victim card from generation to generation.

Lack of compassion

Generational beliefs since slavery

Religious –based bias

Unethical belief that true Americans are of European descent

Fears

Low level of education

Health Force: Risk Factors (6)

Crime

Domestic violence

Drugs specifically meth manufacture and use

Teen pregnancy level incrementing daily

Poverty levels raising

A large percentage of the residents have lived in poverty, uneducated and unemployed and this is all they know and they have no desire to change the system of living off of governmental assistance

Development Force: Infrastructure (4)

Homeless come for the good weather and they have no place to stay after their 5 days in the Mission, this issue has shaped and divided the way in which we behave or relate to one another as a community.

Downtown businesses concern that homeless are affecting their bottom line- No unified plan to deal with issue

We have access to waterways but need to increase our Port activities for larger commercial gains to bring jobs and more economic security

Not being able to have a connection to Interstate highway system also effects our economy

Economic Force: Funding (2)

Lack of funding

Increasing demand for of social services to supply the need of the people.

Economic Force: Recession/Economy (2)

Competition for jobs and benefits

Low annual income.

Other Comments (1)

Not sure

## Forces of Change - Technological Force

Please identify the **Technological Force** which impacts the Bay County Community. This may include the use of technology such as the internet, cell phones, or social networks. It may include technology in education, industry, or healthcare. It may also involve the lack of technological training or education of community residents. The key is to think about those *Technological Forces* which influence Bay County.

### 1. Please identify the most IMPORTANT Technological Force impacting Bay County at this time. (10 Task Force members responded with a total of 13 responses)

#### Development Force: Infrastructure (8)

Lack of /need for "green" technological advances

Lack of technologically- trained residents

Air Force bringing F22's important More training at GCSC and FSU in technology is a good thing.

With regard to technological training, the challenge for our local Vocational Center, State College, and University is getting programs developed and ready fast enough to meet the needs

Post high school education.

Perhaps we will attract more jobs in technology as has been expressed by chamber of commerce

More small businesses would open if the economy were better and not so much governmental red tape

Demands of a changing job market.

#### Development Force: Technology (5)

Internet and cell phones

Cell phones impacted Bay County the most. Everyone has one while a lot of folks don't have computers and don't know how to use them.

Cell phones

Internet

Bay County lacks affordable technology initiatives created for any agency, church or other entity who distributes food and clothing, medical, any service to those who receive their

charities. Homeless Coalition has a system that captures some but not all.

2. **For the Technological Force you identified above, please list the EVENTS which have contributed to this Force. Remember Events are one-time occurrences, such as a hospital closure, a natural disaster, or the passage of new legislation. You can list as many Events as you want which have contributed or led to the MOST IMPORTANT Technological Force you identified above.** (10 Task Force members responded with a total of 11 responses)

Development Force: Infrastructure (4)

Limited funding for research into long-term effects of technology (ex: disposal of batteries for hybrid cars creates environmental risk)

Build a resource-saving, technology driven system to track allocation of limited resources county wide

High unemployment has influenced the need to develop new programs to recruit industry and retrain workers in new careers.

However I think economy evaluators are realizing our local population must attain more skills to land more than just service industry(housekeepers, servers, bar tenders) employment.

Development Force: Technology (2)

Cell phones got more accessible and cheaper

Access to internet has help in the all kind of business especially in the tourism and sales of goods

Rapid increase in use of various technologies (internet, cell phones, vehicles, etc)

Other Comments (5)

Not a one-time event that has caused this

Unsure what to say further

I cannot give single events

No specifics

Nothing specific



- 3. Now, identify those FACTORS or characteristics of Bay County which influence, impact or are impacted by the Technological Force you listed above. (10 Task Force members responded with a total of 24 responses)**

Development Force: Infrastructure (14)

Quality of the system

Staffing

Languages

Tools needed

Networks

Confidential issues,

Schools/education heading towards technology - a lot of children going to get left out because parents can't afford computers - schools don't have the resources.

Help the elderly with classes and education on computers - see classes in the community on this.

Web related businesses

Availability when needed

Lack of resources to obtain training (transportation costs, schedule conflicts

The State Department of Education is currently bombarded by applications for new programs coming in from all over Florida, and this has slowed down the approval process.

Also, budget cuts in higher education have contributed to the inability to provide as many programs as are needed to meet the job demands.

Communications

Social Force: Community Attitudes(5)

Disbelief regarding environmental impact of technologies

Disagreement regarding climate change/global warming as well as other environmental impacts

Lack of education on the benefits

Lack of interest in retraining

Cell phone bills are sometimes paid before basic needs

Economic Force: Recession/Economy (3)

The most impact - low-income residents.

Tourism

Many residents unable to afford green technology such as smart or hybrid cars

Population Force (1)

Young adult population

Other Comments (1)

Unsure of anything further

## Forces of Change - Other Force

You have identified a number of Forces which have impacted the Bay County community. You have provided information about the MOST IMPORTANT Forces of Change in these areas:

- Economic
- Environmental
- Political
- Social
- Health
- Technological

For this last section, please think about any other Force which influences the health of the Bay County community. Remember - a *Force of Change* is an issue or concern that affects the local public health system or community and is outside of your control.

Other Forces of Change can include *population issues* such as aging and life span increases of population, increases in younger families or *communication issues* such as lack of public knowledge about social services and resources and limited interagency collaboration.

**1. Please identify the most IMPORTANT Other Force of Change impacting Bay County at this time. If you cannot think of another Force at this time, simply put "No Other Force" below.** (11 Task Force members responded with a total of 19 responses)

### Development Force: Infrastructure (9)

Education is major issue -trying to work with school district (state & nation wide).

Education system is failing the children.

Pumping a lot of money into charter schools but not fixing the public schools.

People who have good income can send children to charter schools.

People who don't have money can't send children.

Children don't stand a chance.

Influences the jobs that come as a result of education

Lack of affordable housing, particularly for those over 60 with little or no savings due to poor employment history

Increased communication in families due to technological advances. It is not just Bay County but across the globe.

Health Force: Access (3)

Health

Brain Injury awareness and post-rehabilitation is our primary focus

Inadequate mental healthcare services, especially for the uninsured

Health Force: Risk Factors (1)

Steady increase in substance misuse/abuse

Other Comments (6)

All of the above are certainly Important issues to be included.

Covered it pretty well

No other force

No other force

No other Force

Don't know of any

2. **For the Other Force you identified above, please list the EVENTS which have contributed to this Force. Remember Events are one-time occurrences, such as a hospital closure, a natural disaster, or the passage of new legislation. You can list as many Events as you want which have contributed or led to the MOST IMPORTANT Other Force you identified above.** (6 Task Force members responded with a total of 10 responses)

Health Force: Risk Factors (3)

Sports related concussions

Falls

Auto accidents

Development Force: Infrastructure (2)

Privitizing jobs - no guarantee people will have a job at the end of school terms. Impacts

employment now

The privatization of Bay Medical Center may have a huge impact on all care for the uninsured.

Development Force: Technology (1)

Cheaper and more accessible technological products available at the stores in Bay County

Social Force: Community Attitudes(1)

Increasing exposure in various media (ie, movies, entertainers, etc)

Health Force: Access (1)

Lack of medical insurance coverage

Health Issue: Other (1)

Increasing environmental stressors (economic climate, decrease in nuclear families)

Other Comments (1)

Don't know of any

- 3. Now, identify those FACTORS or characteristics of Bay County which influence, impact or are impacted by the Other Force you listed above.** (8 Task Force members responded with a total of 16 responses)

Health Force: Access (6)

Limited availability of evidence-based prevention and treatment programs

Lack of insurance benefits for many part time and other workers

Lack of coverage for many procedures and some diagnoses

Lack of adequate available bed space resulting in discharges that are occurring too early in the treatment regime.

Lack of appropriate follow-up with discharged patients.

Lack of adequate space for monitoring those at risk for suicide.

Political Force: Legislation (2)

"Zero tolerance"-type policies/laws that criminalize substance use and result in additional stressors to the user and his/her loved ones

Economic Force: Funding (2)

Legislation to increase funding to treat post-rehab brain injury

Partnering with other like type agencies for funding, grants

Political Force: Leadership (2)

Not looking out for the people - about money, not about the people.

Prison, privatizing - somebody is getting rich.

Population Forces (2)

Younger families keep in touch more than ever before.

A greater distance between generation; more visible in families with lower education.

Economic Force: Employment (1)

Again, seasonal employment....

Other Comments (1)

Don't know of any

This Forces of Change Assessment will provide us with a comprehensive yet focused list of the key forces facing the Bay County community and a description of their impacts. This information will be used to guide the efforts in developing a Bay County Community Health Improvement Plan.

Thank you for your time and commitment

## APPENDIX 4: COMMUNITY HEALTH STATUS ASSESSMENT (BAY COUNTY HEALTH PROFILE)





# BAY COUNTY COMMUNITY HEALTH IMPROVEMENT PROJECT – COUNTY HEALTH PROFILE



MAY2012

## Bay County Health Profile

The Bay County Community Health Task Force is engaged in the 2012 Community Health Improvement Project. As part of the Mobilizing for Action through Planning and Partnership (MAPP) process, the Bay County Community Profile provides a “snapshot in time” of the demographics, employment, health status, and health resource availability of Bay County, Florida.

## Contributors

The Bay County Health Profile team was led by Lisa Rahn, Julia Ruschmann, and Randy Chitwood.

PREPARED BY



**Quad R, LLC**

<http://www.quadr.net>

## Disclaimer

While statistics and data for the indicators were, to the best of the author's knowledge, current as the Community Health Profile Report 2012 was drafted, there may be subsequent data and developments, including recent legislative actions, that could alter the information provided herein.

This report does not include statistical tests for significance and does not constitute medical advice. Individuals with health problems should consult an appropriate healthcare provider. This report does not constitute legal advice.

For more information, contact Lisa Rahn at the Bay County Health Department:  
Phone (850) 872-4455 x1344 or email [lisa\\_rahn@doh.state.fl.us](mailto:lisa_rahn@doh.state.fl.us).

## TABLE OF CONTENTS

DEMOGRAPHIC & SOCIOECONOMIC CHARACTERISTICS .....	214
Geography and Governance .....	214
Demographic/Population Profile .....	215
Household Characteristics.....	217
Socioeconomic Profile.....	219
Poverty.....	221
Public Assistance .....	221
Housing.....	223
Education .....	224
Law Enforcement.....	226
County Government Expenditures.....	228
HEALTH STATUS.....	229
County Health Rankings .....	229
Local Public Health System Performance Assessment .....	230
HEALTH RISK FACTORS .....	232
Community Health Assessment Resource Tool Set (CHARTS).....	232
Cancer.....	233
Lung Cancer .....	234
Breast Cancer .....	234
Colorectal Cancer .....	235
Heart Disease .....	236
Chronic Lower Respiratory Disease (CLRD) .....	237
Diabetes.....	238
Injuries .....	239
Influenza and Pneumonia .....	240
Communicable Diseases .....	241
Enteric Diseases.....	241
Vaccine Preventable Diseases.....	242
Sexually Transmitted Diseases .....	243
Hepatitis.....	244
HIV/AIDs.....	245
Maternal and Child Health.....	246
Female Population of Childbearing Age .....	246
Birth Rates.....	246
Caesarean Rates.....	248
Infant Mortality.....	249
Infant and Child Injuries.....	250
HEALTH RESOURCE AVAILABILITY .....	251
Health Access .....	251
Health Resources.....	253

QUALITY OF LIFE AND PERCEPTIONS OF HEALTH RELEVANT TO THE COMMUNITY .....	255
Behavioral Risk Factor Surveillance System .....	255
Social and Mental Health .....	257
Foster Care.....	257
Mental Health Treatment.....	257
Disabilities .....	259
Crime.....	261
Suicide.....	262
BAY COUNTY HEALTH PROFILE 2012-NEXT STEPS.....	264
APPENDIX 1: MENTAL HEALTH DEFINITIONS .....	266

## Tables

Table 1: Bay County Municipalities, Population, Square Miles .....	214
Table 2: Bay County Population.....	215
Table 3: Bay County Race and Ethnicity.....	215
Table 4: Group Quarters Population by Age by Group Quarters Type .....	215
Table 5: Bay County Employment by Industry, Existing Employment, and Average Annual Wage by Industry.....	217
Table 6: 2010 Bay County versus Florida Percent in Poverty.....	221
Table 7: Median Sales Price for Single Family Homes and Condominiums, Bay County .....	223
Table 8: 2010-2011 High School Diplomas and Completion.....	224
Table 9: Delinquency Referrals by Type - Bay County (Fiscal Year 2010-2011).....	225
Table 10: Arrest Totals by Jurisdiction, 2010.....	227
Table 11: Government Expenditures, Bay County and State of Florida.....	228
Table 12: Bay County Health Rankings, 2010-2012.....	229
Table 13: 2010 Major Causes of Death in Bay County.....	232
Table 14: 2008-2010 Major Causes of Death, Three-year, Age-adjusted .....	233
Table 15: Lung Cancer Mortality and Incidence .....	234
Table 16: Breast Cancer Mortality and Incidence .....	234
Table 17: Colorectal Cancer Mortality and Incidence .....	235
Table 18: Heart Disease: Mortality and Hospitalizations.....	236
Table 19: Diabetes Mortality and Hospitalizations.....	238
Table 20: Mortality for Influenza and Pneumonia, 2004-2010.....	240
Table 21: Sexually Transmitted Diseases, Bay County/Florida 2002-2010.....	243
Table 22: Fertility Rates (Women of Childbearing Age), Discrete 3-Year Rates for All Races All Sexes.....	246
Table 23: 2008-2011 Infant Death County by Cause of Death.....	250
Table 24: 2008-2010 Infant and Child Injuries and Death from Injury Rates, Bay County/Florida Comparison (per 100,000 people) .....	250
Table 25: Bay County Licensed Physicians by Type, FY 2008-2009 to 2010-2011 .....	252
Table 26: Total Visits to Medical Facilities, 2011 .....	252
Table 27: Bay County Hospitals and Nursing Homes, Bed Capacity.....	253
Table 28: Health Care Agencies and Service Providers.....	254
Table 29: 2010 Selected Behavioral Risk Factor Surveillance System Findings.....	256
Table 30: Total Reported Property Index Crimes by Offense, 2005-2010 .....	262

## Figures

Figure 1: Bay County Population Percentage by Age Group.....	216
Figure 2: Licensed Drivers in Bay County by Sex and Age as of January 1, 2012.....	217
Figure 3: Bay County Unemployment Rate – Not Seasonally Adjusted.....	220
Figure 4: Bay County Temporary Cash Assistance for Needy Families by Families and Individuals .....	221
Figure 5: Bay County Food Stamp Households and Individuals.....	222
Figure 6: Home Sales in Bay County, 2006-2011 .....	223
Figure 7: Bay County Index Arrests, 2010.....	226
Figure 8: Summary of 2011 LPHPSP Performance and Overall Scores.....	231
Figure 9: Total Deaths from Cancer, Per 100,000 People.....	233
Figure 10: CLRD Mortality, 2006-2010.....	237
Figure 11: Diabetes Mortality by Race, 2001-2010.....	238
Figure 12: Leading Causes of Injury Mortality, 2005-2010 .....	239
Figure 13: Enteric Disease Cases in Children Under 6, Rolling 3-Year Rates for All Races All Sexes.....	241
Figure 14: Vaccine Preventable Disease Rate For Vaccine-targeted Age Groups, 1992-2009 .....	242
Figure 15: Mortality Rates for Viral Hepatitis, 2001-2010.....	244
Figure 16: HIV/AIDS Health Status Indicators, Bay County/Florida Comparison by Year 2002-2010.....	245
Figure 17: Total Newborns, 2006-2010.....	246
Figure 18: 2008-2010 Birth Rates by Race, Bay County/State Comparison .....	247
Figure 19: 2008-2010 Birth Rate per 1,000 Females by Race.....	248
Figure 20: Caesarean Rates, 2001-2010 .....	248
Figure 21: Infant Death Rate per 1,000 Live Births by Year (2005-2010), Bay County/Florida Comparison .....	249
Figure 22: Median Monthly Medicaid Enrollment, Bay County/Florida comparison, 1998-2010.....	251
Figure 23: Bay County Children who Received Mental Health Services FY 2007-2008 to 2010-2011 .....	257
Figure 24: Bay County Adults who Received Mental Health Services FY 2007-2008 to 2010-2011 .....	258
Figure 25: Bay County Adults with SPMI who Received Mental Health Services FY 2007-2008 to 2010-2011 .....	259
Figure 26: Bay County Waiver Service by Primary Disability – Child FY 2007-2008 to FY 2011-2012 .....	260
Figure 27: Bay County Waiver Service by Primary Disability – Adult FY 2007-2008 to FY 2011-2012 .....	260
Figure 28: Total Reported Violent Index Crimes, 2005-2010.....	261
Figure 29: Total Reported Forcible Sex Offenses - Domestic Violence Related, 2005-2010.....	262
Figure 30: Suicide, Age-Adjusted Death Rates 1989-2010 .....	263

# Bay County Community Health Improvement Project – County Health Profile

## DEMOGRAPHIC AND SOCIOECONOMIC CHARACTERISTICS

### Geography and Governance

Bay County is located in the Florida Panhandle and is adjacent to the Gulf of Mexico. The county's total area is 1,033.2 square miles, with approximately 758.5 square miles of land and 274.7 square miles of water. The county governance is located in Panama City, Florida.

The county was created in 1913 by the Florida Legislature from parts of Washington, Calhoun and Walton counties. There are seven municipalities in Bay County; Panama City is the county seat. The population and specific area mileage is provided in the Table 1 below. The largest cities in Bay County are Panama City, Lynn Haven, and Callaway.



Image from Enterprise Florida, <http://www.efflorida.com>

Table 1: Bay County Municipalities, Population, Square Miles

Area	Population	Square Miles
Callaway	15,000	12
Lynn Haven	18,000	8.5
Mexico Beach	1,326	3
Panama City	37,408	35
Panama City Beach	12,025	18
Parker	4,573	6
Springfield	8,695	4.4
Unincorporated Areas*	75,558	689
<b>Bay County Total</b>	<b>168,852</b>	<b>758.5</b>

\* Includes Navy Base & Tyndall Air Force Base

Source: Data from 2010 US Census and Bay County Chamber of Commerce



## Demographic/Population Profile

Bay County is the 28<sup>th</sup> most populous county in Florida, accounting for 0.9% of the state's population. The 2010 U.S. Census survey determined there were 168,852 residents in Bay County, which represented a 14% increase from the 2000 Census survey. The U.S. Census projects a population increase to 187,900 (9%) by 2020. Table 2 displays the Bay County population based on the U.S. Census data.

Based on 2009 estimates of *IRS Statistics of Income*, 9,958 people migrated into Bay County, and 10,110 people left the county, yielding a net migration rate of negative 152.

Over 80% of the population in Bay County was identified as White according to the 2010 U.S. Census. Nearly 11% of the population was Black or African American, while nearly 5% were Hispanic. The "Other" race category included American Indians, Asians, and Hawaiian/Pacific Islanders. Table 3 below displays the racial composition of Bay County.

Table 2: Bay County Population

Bay County Population		
Census	Pop.	% ±
1920	11,407	—
1930	12,091	6.0%
1940	20,686	71.1%
1950	42,689	106.4%
1960	67,131	57.3%
1970	75,283	12.1%
1980	97,740	29.8%
1990	126,994	29.9%
2000	148,217	16.7%
2010	168,852	13.9%
2020*	187,900	9.0%

\* U.S. Census projection  
Source: 2010 U.S. Census data

Table 3: Bay County Race and Ethnicity

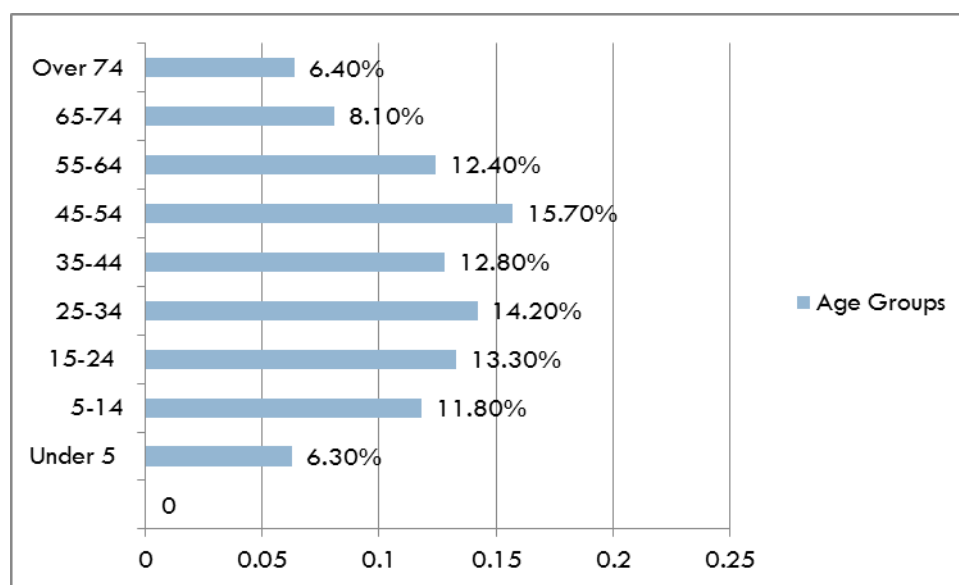
	Population	Percent
<b>Black or African American</b>	18,180	10.80%
<b>Asian</b>	3,353	2%
<b>Hispanic</b>	8,107	4.80%
<b>White</b>	138,731	82.20%
<b>Other</b>	481	0.20%
<b>Total</b>	168,852	100%

Source: 2010 U.S. Census Data



Source: Bay County Health Department

Figure 1: Bay County Population Percentage by Age Group



Source: 2010 U.S. Census

The Bay County population was fairly well-distributed across age groups with 24% under the age of 18, 8.7% from 18 to 24, 30.2% from 25 to 44, 23.7% from 45 to 64, and 13.4% 65 years of age or older. The median age was 37 years. Overall, for every 100 females there were 98.10 males; for every 100 females age 18 and over, there were 95.8 males. The 2010 U.S. Census data indicates the median age for males in Bay County was 39.5 years, with the median age for females at 40.6 years.

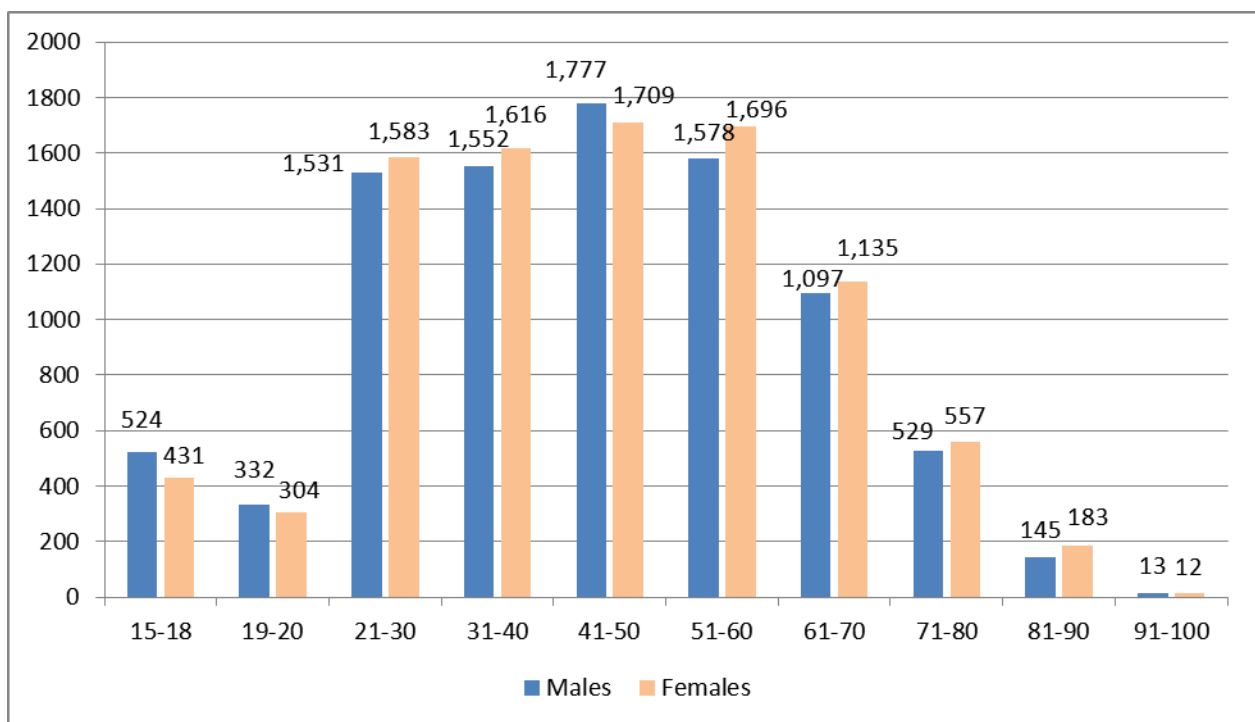
## Household Characteristics

According to the 2010 U.S. Census report, there were 68,807 households\* in Bay County, with an average household size of 2.36 persons and average family size of 2.92. In Bay County households, there were approximately:

- 52% married couples living together,
- 32% non-families,
- 31% with children under the age of 18 living with them,
- 26% of all households made up of individuals, 12% with a female householder with no husband present, and
- 9% with someone living alone who was 65 years of age or older.

\*According to Census definitions, a household includes all of the people who occupy a housing unit, including a single family, one person living alone, two or more families living together, or any other group of related or unrelated people who share living quarters. A family includes a householder and one or more other people living in the same household who are related to the householder by birth, marriage, or adoption.

Figure 2: Licensed Drivers in Bay County by Sex and Age as of January 1, 2012



Source: HSMV Motorist Services, Office of Statistics and Web Services

According to the Florida Department of Motor Vehicles, as of January 1, 2012, Bay County had 18,638 licensed drivers, who represented 11% of the 2010 population. The table above summarizes the data by sex and by age. The drivers were fairly evenly divided between males (9,245) and females (9,393). Over one-third (36%) were aged 41-60; another third (34%) were aged 21-40.

In 2010, the Office of Economic and Demographic Research found that slightly more than 2% of the Bay County population resided in group quarters as shown in Table 4 below. Of that population, over three-fourths (75.9%) were institutionalized in correctional facilities for adults, state prisons, local jails, or correctional residential facilities. Most of those residing in group quarters were male (72.5%), with a median age of 35 years.

Table 4: Group Quarters Population by Age by Group Quarters Type

	Total	18 to 64	65 & Over
<b>Total:</b>	<b>3,817</b>	<b>2,659</b>	<b>1,082</b>
<b>Institutionalized population:</b>	2,898	1,806	1,057
Correctional facilities for adults	1,900	1,687	199
State prisons	979	786	193
Local jails and other municipal confinement facilities	854	834	6
Correctional residential facilities	67	67	0
<b>Juvenile facilities:</b>	25	4	0
Residential treatment centers for juveniles (non-correctional)	13	4	0
Correctional facilities intended for juveniles	12	0	0
<b>Nursing facilities/Skilled-nursing facilities</b>	973	115	858
<b>Non-institutionalized population:</b>	919	853	25
College/University student housing	0	0	0
<b>Military quarters:</b>	513	513	0
Military barracks and dormitories (non-disciplinary)	513	513	0
<b>Other non-institutional facilities:</b>	406	340	25
Emergency and transitional shelters (with sleeping facilities) for people experiencing homelessness	162	125	0
Group homes intended for adults	97	86	11
Residential treatment centers, adults	64	53	9
Other non-institutional facilities	83	76	5

Source: 2010 Census Summary - Profile prepared by the Florida Legislative Office of Economic and Demographic Research

## Socioeconomic Profile

The March 2012 *Office of Economic and Demographic Research Report* indicated the average annual wage for Bay County residents was \$35,968 in 2010 compared to the state's average annual wage of \$41,570 (see <http://edr.state.fl.us>). According to the Florida Labor Market Statistics Center, the average weekly wage for Bay County in the second quarter of 2011 was \$680, which is equivalent to \$17.00 per hour or \$35,360 per year, assuming a 40-hour week worked year-round. Income and labor force information for Bay County is displayed in Table 5 below.

Table 5: Bay County Employment by Industry, Existing Employment, and Average Annual Wage by Industry

### EMPLOYMENT BY INDUSTRY

N/D = No Data  
(2010)

	Bay	Florida
Average Annual Employment	69,201	7,109,630

Natural Resources & Mining	0.3%	1.2%
Construction	5.7%	5.0%
Manufacturing	4.4%	4.3%
Trade, Transportation and Utilities	17.3%	21.2%
Information	2.0%	1.9%
Financial Activities	6.0%	6.6%
Professional & Business Services	10.9%	14.8%
Education & Health Services	11.6%	22.0%
Leisure & Hospitality	16.9%	13.2%
Other Services	3.7%	3.3%
Public administration	8.6%	6.6%

### Average Annual Wage (2010)

All Industries	\$35,948
Construction	\$37,156
Education & Health Services	\$40,100
Financial Activities	\$40,388
Information	\$35,840
Leisure & Hospitality	\$16,926
Manufacturing	\$51,098
Natural Resources & Mining	\$36,077
Other Services	\$30,605
Professional & Business Services	\$47,991
Public administration	\$55,454
Trade, Transportation and Utilities	\$27,916
Unclassified	\$46,000

Source: Office of Economic and Demographic Research,  
March 2012

### EXISTING EMPLOYMENT

#### Major Private Sector Employers

##### Bay Medical Center – Sacred Heart Health System

Business Line: Health Care

Number of Employees..... 2,000

##### Wal-Mart

Business Line: Retail

Number of Employees..... 1,250

##### Eastern Ship Building

Business Line: Shipbuilding & Repairing

Number of Employees..... 850

##### Gulf Coast Medical Center

Business Line: Health Care

Number of Employees..... 800

##### Smurfit-Stone Container Corporation

Business Line: Kraft Linerboard

Number of Employees..... 600

##### Gulf Coast State College

Business Line: College

Number of Employees..... 450

##### Gulf Asphalt

Business Line: Construction

Number of Employees..... 400

##### Royal American Beach Gateways

Business Line: Travel/Accommodation

Number of Employees..... 375

##### Edgewater Beach Resort

Business Line: Travel/Accommodation

Number of Employees..... 350

##### Wyndham Bay Point Resort

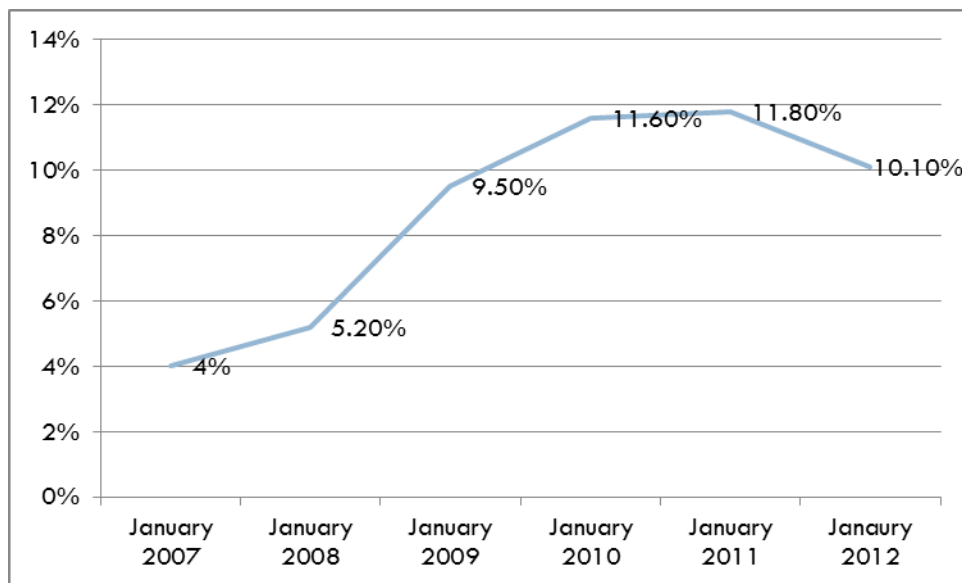
Business Line: Hotel

Number of Employees..... 350

Over one-third of Bay County employment was in the *Trade, Transportation and Utilities* (17.3%) and *Leisure and Hospitality* (16.9%) industries. However, the average annual wage of those employed by these two industry sectors was the lowest, with \$27,916 for those employed by the *Trade, Transportation and Utilities*, and \$16,926 for those employed by the *Leisure and Hospitality* sector.

The total civilian labor force in Bay County for December 2011 was 88,406 or 52% of the total population according to the 2010 Census. The unemployment rate was 7.8% in May 2012 (the most recent data from the U.S. Bureau of Labor Statistics).

Figure 3: Bay County Unemployment Rate – Not Seasonally Adjusted



Source: U.S. Bureau of Labor Statistics

## Poverty

The 2010 American Community Survey provided one-year estimates for the percentage of people living in poverty in Bay County. The percentage of all persons living in poverty in Bay County was 14.2% for 2010, compared to the state poverty rate of 16.5%. The 2010 poverty rate, as defined by the U.S. Census, was \$22,541 for a family of four with no children under 18 years of age, while the figure for a family of four with two children under 18 was \$22,162.

Table 6: 2010 Bay County versus Florida Percent in Poverty

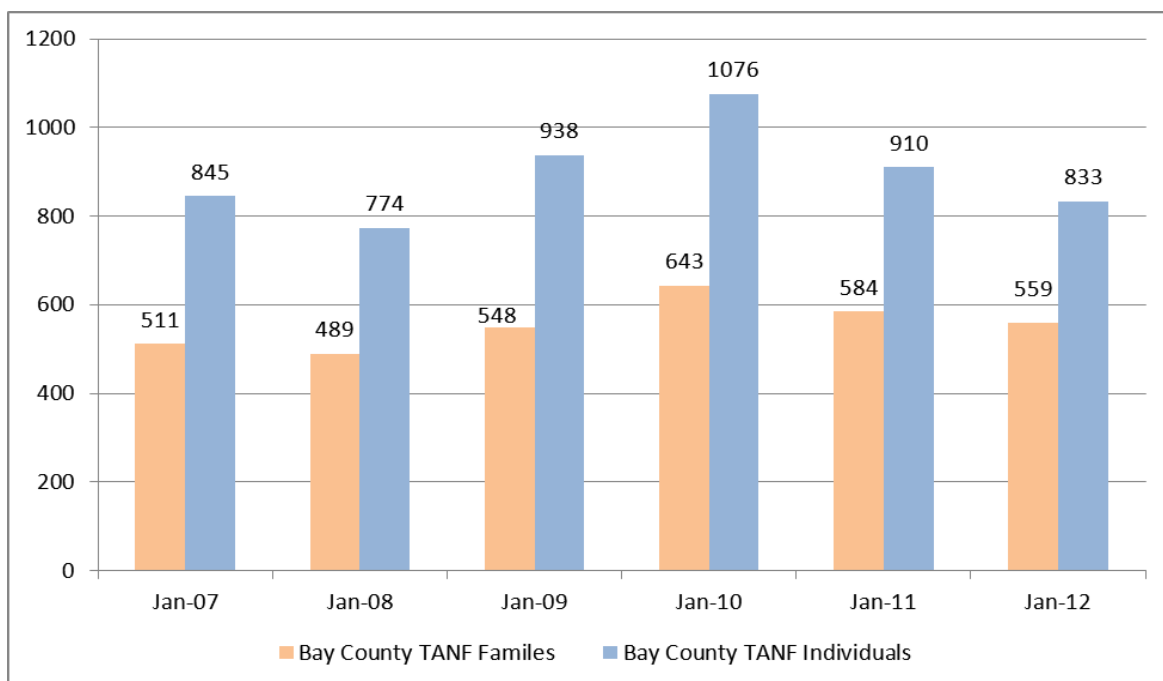
Percent in Poverty, 2010	Bay County	Florida
All ages in poverty	14.2%	16.5%
Under age 18 in poverty	16.2%	23.5%
18 to 64 years of age in poverty	14.5%	16.0%
65 years and older in poverty	10.2%	9.9%

Source: 2010 American Community Survey, U.S. Census

## Public Assistance

Figure 4 below represents the number of families and individuals who received public assistance from January 2007 through January 2012. There was an increase in both families and individuals receiving public assistance from 2007 to 2010, but a decrease from 2011 to 2012.

Figure 4: Bay County Temporary Cash Assistance for Needy Families by Families and Individuals

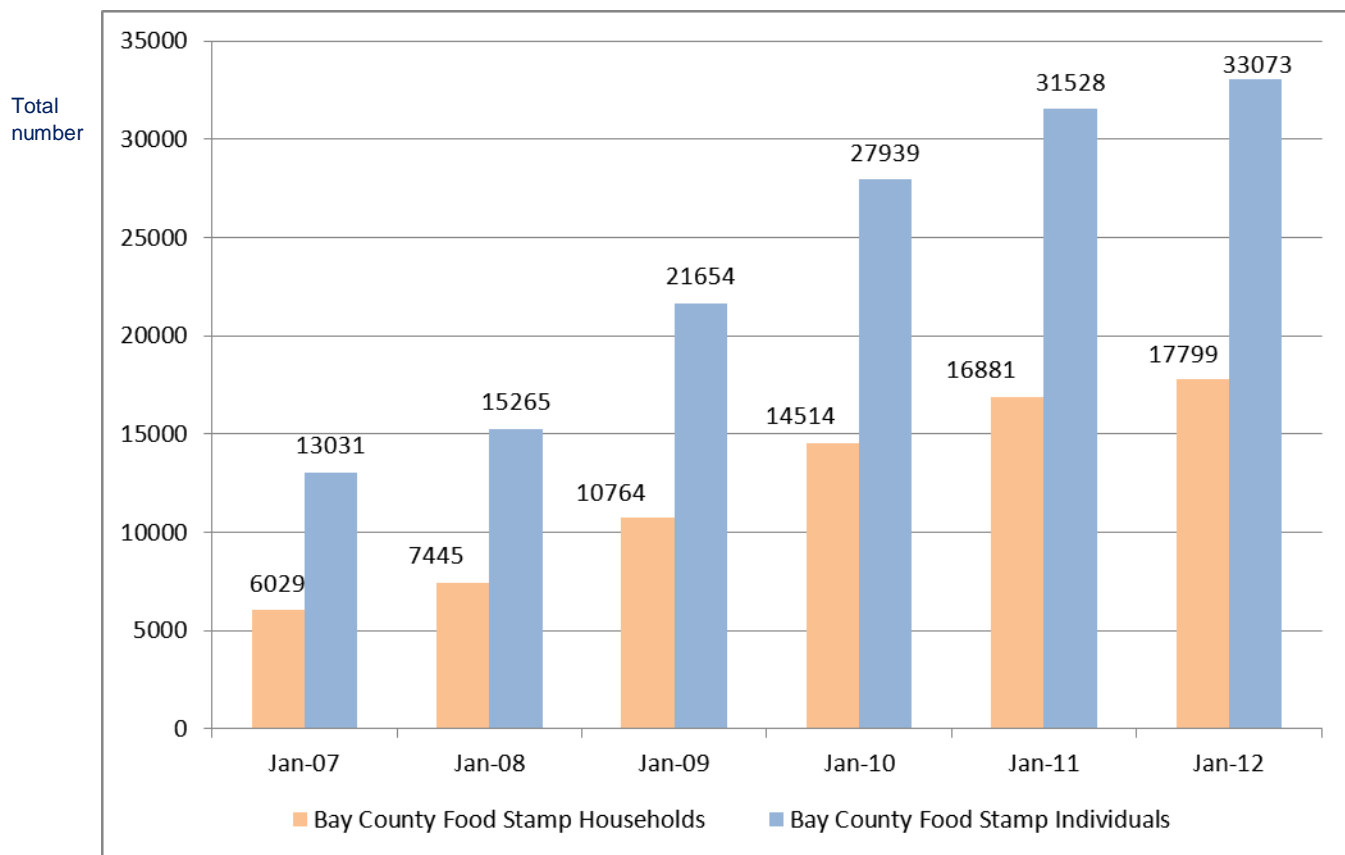


Source: Northwest Region Department of Children and Families (\* TANF – Temporary Cash Assistance for Needy Families)



However, Figure 5 shows a marked increase of Bay County households and individuals receiving aid from the Supplemental Nutrition Assistance Program (SNAP), or food stamps, during the same time period of January 2007 to January 2012. Households receiving food stamps increased 33.8% from 2007 to 2012, while individuals receiving food stamps increased 39.4%.

Figure 5: Bay County Food Stamp Households and Individuals



Source: Northwest Region Department of Children and Families



## Housing

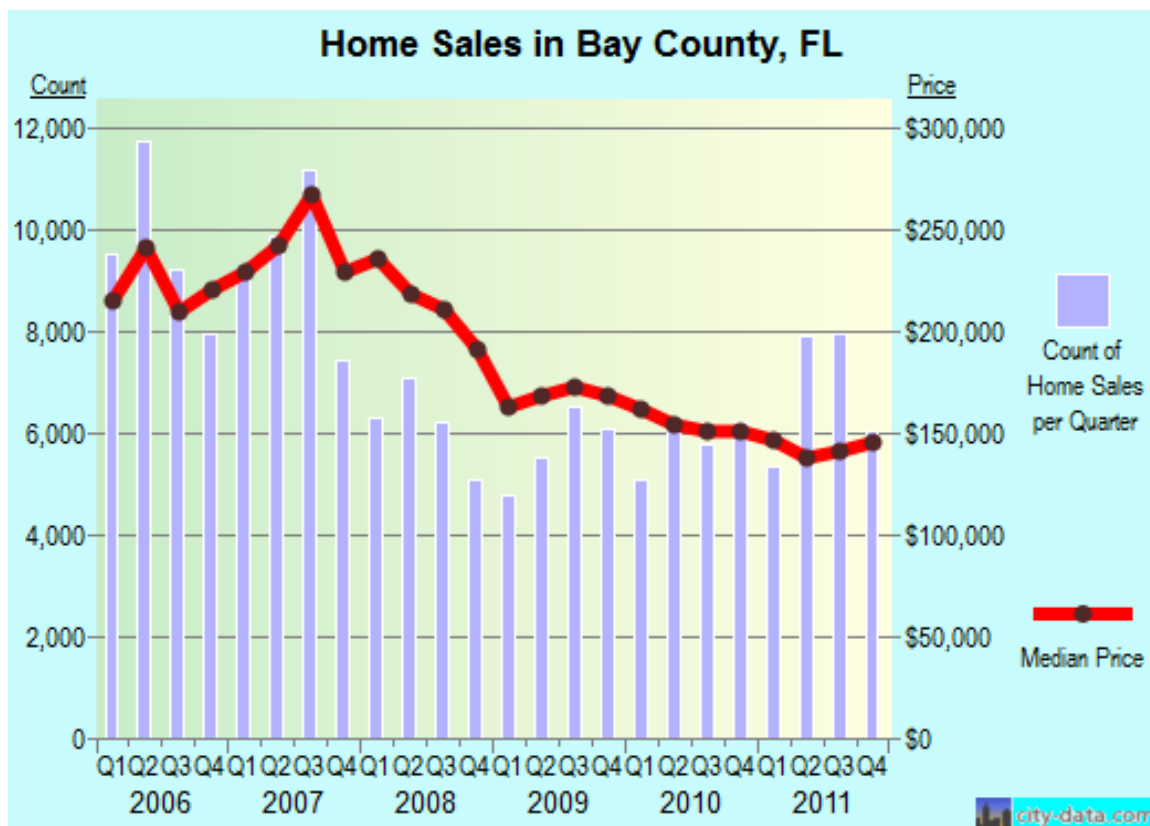
The median sales price for single family homes in Bay County dropped 22% from 2005 to 2010, while the median sales price for a condominium dropped 53% during the same time period. Table 7 below shows the decline in sales prices for homes and condominiums. The overall home sales for 2006 to 2011 are displayed in Figure 6. There was a sharp downward trend from the third quarter of 2007 to the first quarter of 2009, with a leveling out of home sales through 2011.

Table 7: Median Sales Price for Single Family Homes and Condominiums, Bay County

Place	Housing Type	2005	2006	2007	2008	2009	2010
Bay County	Condominiums	\$415,000	\$348,000	\$400,000	\$267,000	\$204,250	\$197,250
Bay County	Single Family Homes	\$205,000	\$211,500	\$205,000	\$194,900	\$174,900	\$161,350

Sources: County property appraiser tax rolls, compiled by Shimberg Center - Florida Housing Data Clearinghouse

Figure 6: Home Sales in Bay County, 2006-2011



Source: City data.com

## Education

There were 47 public schools within the Bay School District with a total enrollment of 25,943 students in Fall 2011. Over half (53%) of these students qualified for the free/reduced lunch program during the 2010-2011 school year according to the Florida Department of Education.

During the 2010-2011 school year, the Bay School District had 20 pre-kindergarten/elementary schools, one kindergarten-to-10<sup>th</sup> grade learning center, four special mission schools, and six each middle schools, high schools, and private schools.



Source: Bay School District website

The average drop-out rate during the 2010-2011 school year was 3.7% for the 14 schools providing data to the Florida Department of Education. Rosenwald High School had the highest drop-out rate at 9.6%.

The Florida Department of Education calculates the National Governor's Association (NGA) Compact graduation rate. This rate includes both standard and special diploma recipients as graduates but excludes GEDs as graduates, both regular and adult. In addition, students who transfer to adult education are not included in the NGA rate. Bay County had a NGA rate of 80.4% in academic year 2010-2011. Of those graduates, 85.6% were white and 64.3% were Black/African American. Table 8 below displays the number of students receiving high school diplomas or certificates of completion.

Table 8: 2010-2011 High School Diplomas and Completion

<b>High School Diplomas</b>	1,433
<b>High School Special Diplomas</b>	108
<b>High School Standard Certificates of Completion</b>	38
<b>Total High School Completers</b>	1,579

Source: Florida Department of Education

According to the Florida Department of Health, nearly 14% of Bay County adults over age 25 did not have a high school diploma or its equivalent, as compared to 15% for Florida for 2008 to 2010 (the most current data available).

The Florida Department of Juvenile Justice reported the number of school-related referrals during fiscal year 2010 to 2011 in *Delinquency in Florida's Schools: A Seven-Year Study (FY 2004-05 through FY 2010-11)*. Bay County ranked 26 out of 67 counties for school-related referrals, with an average of 14 school-related delinquency referrals to the Department of Juvenile Justice for every 1,000 students.

Table 9: Delinquency Referrals by Type - Bay County (Fiscal Year 2010-2011)

School-Related	Not School-Related	Total	% School-Related
178	909	1,087	16%

Source: Florida Department of Education, 2010-2011



Source: Bay County Parks & Recreation website

## Law Enforcement

The Florida Legislature's Office of Demographic and Economic Research reported that crime in Bay County increased 2.7% from 2009 to 2010. Bay County ranked 26 out of 67 counties for violent crimes in Florida. The arrest rate for Bay County in 2010 was 9.6% according to the Florida Department of Law Enforcement (FDLE). Table 10 on the following page summarizes the arrest rates per Bay County jurisdiction for 2010.

Panama City Police Department arrests accounted for nearly one-third (31%) of the total arrests in Bay County; arrests by the Bay County Sheriff's Office represented 25% of the total arrests.

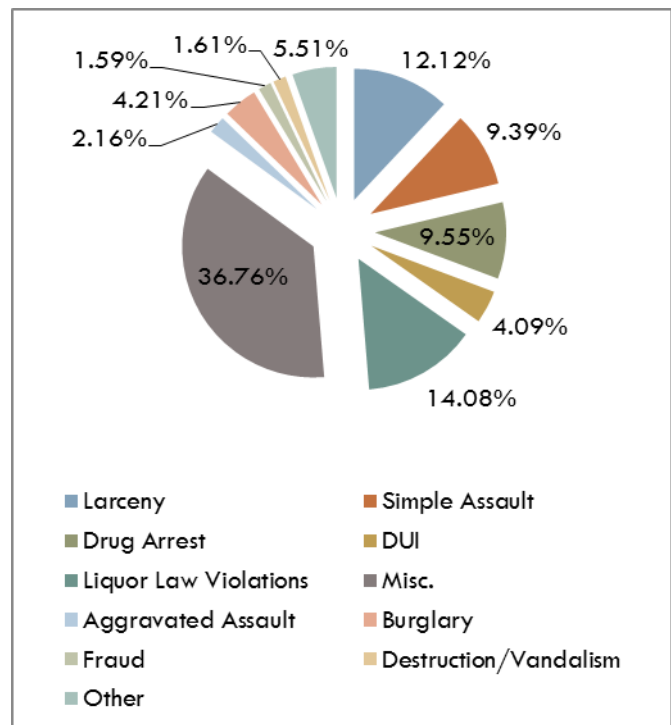
Total adult arrests in 2010 accounted for 92% of all arrests. Males represented nearly three-quarters (74%) of the total arrests in Bay County for 2010. The most frequently reported crimes occurred in the FDLE categories of *Miscellaneous*, *Liquor Law Violations*, and *Larceny*. Figure 7 above shows the index arrests for 2010.

The Florida Department of Highway Safety and Motor Vehicles reported that there were 9,382 seatbelt and child restraint citations for 2010 in Bay County. Nearly 2% of these citations involved child restraint violations.



Source: City of Callaway website

Figure 7: Bay County Index Arrests, 2010



Source: Florida Department of Law Enforcement

Bay County was ranked eighth in the state for boating accidents in 2010 by the Florida Fish and Wildlife Commission Division of Law Enforcement. Over one third (36%) of these boating accidents resulted in injury; 18% of the boating accidents resulted in death.

Table 10: Arrest Totals by Jurisdiction, 2010

Agency/County	Total Arrests	Arrest Rate per 100,000	Total Adult Arrests	Total Juvenile Arrests
<b>Bay County-TOTALS</b>	<b>16,473</b>	<b>9,657.8</b>	<b>15,095</b>	<b>1,378</b>
Bay County Sheriff's Office	4,056	4,601.5	3,583	473
Panama City Police Department	5,083	13,693.4	4,773	310
Cedar Grove Police Department	0		0	0
Mexico Beach Police Department	40	3,032.6	40	0
Springfield Police Department	676	7,622.1	625	51
Panama City Beach Police Department	2,906	21,093.1	2,581	325
Lynn Haven Police Department	484	2,870.5	421	63
FSU-Panama City	14		14	0
North West Florida Beaches/International Airport Police Department	24		22	2
Parker Police Department	614	13,717.6	572	42
Bay-Department of Environmental Protection, Division of Law Enforcement	15		15	0
Division of Alcoholic Beverages & Tobacco-Bay	1,180		1,120	60
Bay-Florida Game Commission	170		164	6
Florida Highway Patrol - Panama City	1,211		1,165	46

Source: Florida Department of Law Enforcement  
 Note: Cells without data indicates no data available.

The five-year (2004-2009) traffic fatality history for Bay County showed a decrease from 33 to 28 traffic fatality deaths from 2005 to 2009 (the most current data available). There was an increase from one to three bicycle fatalities from 2004 to 2009. The Florida Department of Highway Safety and Motor Vehicles' *Traffic Safety Facts October 2010* reported on the 2009 traffic fatalities for Florida and each county. This report defined a traffic fatality as "the death of a person as a direct result of a traffic crash within thirty days of the crash occurrence."

The Bay County five-year pedestrian fatality history for 2005 to 2009 indicated fatalities peaked in 2006 with 14 deaths. There were eight fatalities in 2009 (the most current data available).

## County Government Expenditures

The Florida Legislature's Office of Economic and Demographic Research reported on the 2010 Bay County government expenditures in comparison to the Florida state government. Slightly over one-quarter (25.66%) of Bay County government expenditures were in the area of *Public Safety*, which included the areas of Law Enforcement, Fire Control, Detention and/or Correction, Protective Inspections, Emergency and Disaster Relief Services, Ambulance and Rescue Services, Medical Examiners, Consumer Affairs, and other Public Safety.



Source: Bay County Clerk of Court website

Bay County government spent more on its *Physical Environment* and *Economic Environment* than did the State of Florida. Table 11 below displays the government expenditures.

Table 11: 2010 Government Expenditures, Bay County and State of Florida

Expenditure Account Codes	% of Total	
	Bay County	Florida
General Government Services	14.00%	17.16%
Public Safety	25.66%	22.11%
Physical Environment	20.23%	11.13%
Transportation	12.09%	12.16%
Economic Environment	13.90%	3.79%
Human Services	2.51%	9.11%
Culture/Recreation	2.21%	4.47%
Other Uses & Non-Operating	6.39%	17.63%
Court-Related Expenditures	2.96%	2.39%
<b>Total Expenditures</b>	<b>\$232,169,528.00</b>	<b>\$36,616,300,303.00.00</b>

Source: Office of Economic and Demographic Research

Note: Florida "total" does not include Duval County. The consolidated government's revenues and expenditures are reported as a municipal government.



## HEALTH STATUS



Source: Panama City website

### County Health Rankings

Bay County ranked 34 out of 67 Florida counties according to the 2012 *County Health Rankings* as reported by the University of Wisconsin Population Health Institute and the Robert Wood Johnson Foundation. This is an improvement from Bay County's 2010 ranking of 36. The *County Health Rankings* report is a snapshot of the health of residents, and is generated by comparing the overall health and the factors that influence health with other counties in the state. Using a three-tiered model of population health improvement, the *County Health Rankings* establishes health outcome measures that describe the current health status of a county. Four types of health factors, with weighted scores established by experts and literature review, are used to measure behavioral, clinical, social and economic, and environmental influences.

Bay County ranked highest in the *Social and Economic* health factor (17<sup>th</sup>) and lowest in the *Physical Environment* health factor (51<sup>st</sup>). Table 12 below summarizes the *County Health Rankings* for 2010 through 2012.

Table 12: Bay County Health Rankings, 2010-2012

<b>County Health Rankings</b> (Rankings based on 67 counties)	<b>2010</b>	<b>2011</b>	<b>2012</b>
<b>Health Outcomes</b> (How healthy a county is)	36	34	34
<b>Health Factors Overall</b> (What influences the health of county)	26	30	28
<b>Health Behaviors</b> (Smoking, diet, exercise, alcohol use)	32	30	29
<b>Clinical Care</b> (Access to care, quality of care)	35	41	40
<b>Social and Economic</b> (Education, employment, income, safety)	20	18	17
<b>Physical Environment</b> (Air quality, built environment)	38	50	51

Source: 2012 County Health Rankings

## Local Public Health System Performance Assessment

The National Public Health Performance Standards Program local instrument was conducted in the summer of 2011. The NPHPSP is a partnership effort with community, public and medical health agencies to improve the practice of public health and the performance of public health systems within a state or local community. The *10 Essential Public Health Services* provides the framework for the NPHPSP instrument, and is divided into ten sections (one for each Essential Service). The *10 Essential Public Health Services* are:

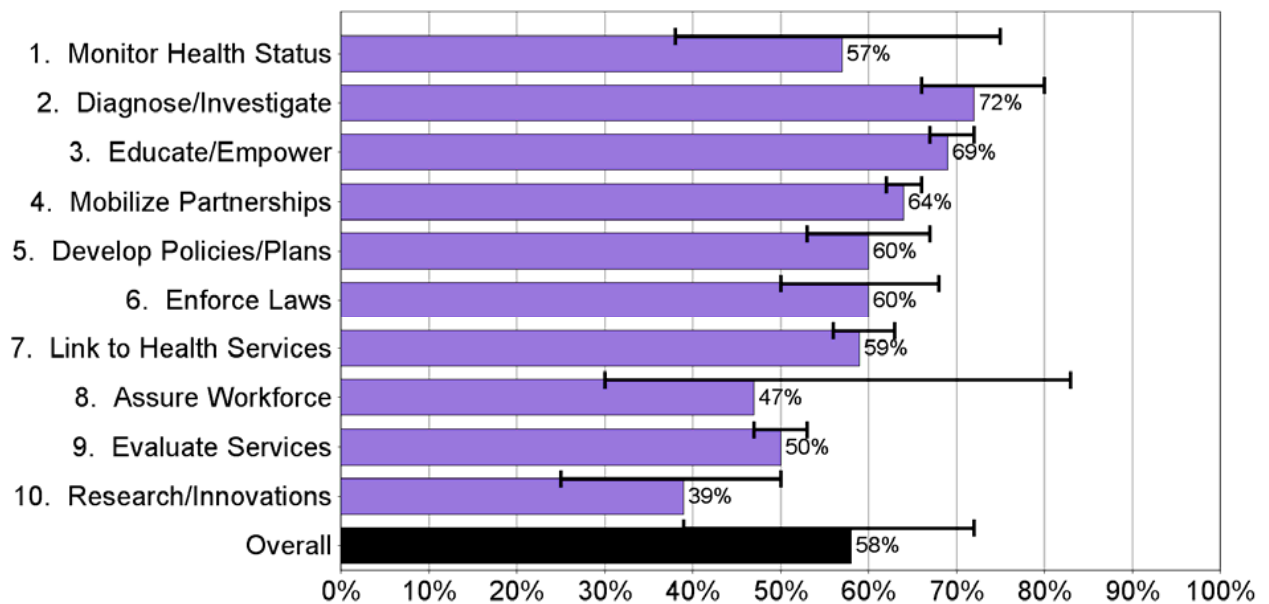
1. **Monitor** health status to identify community health problems.
2. **Diagnose and investigate** health problems and health hazards in the community.
3. **Inform, educate, and empower** people about health issues.
4. **Mobilize** community partnerships to identify and solve health problems.
5. **Develop policies and plans** that support individual and community health efforts.
6. **Enforce** laws and regulations that protect health and ensure safety.
7. **Link** people to needed personal health services and assure the provision of health care when otherwise unavailable.
8. **Assure** a component of public and personal health care workforce.
9. **Evaluate** effectiveness, accessibility and quality of personal and population-based health services.
10. **Research** for new insights and innovative solutions to health problems.

The scoring methodology for the LPHPSP is based on a quartile scoring system for each area. The NPHPSP assessment instruments guide local jurisdictions in evaluating their current performance against a set of nationally established standards.

The 2011 LPHPSP report indicated the Bay County community health programs and services contributed to the provision of the *10 Essential Public Health Services*, with an overall score of 58%. This score represents the average performance level across all *10 Essential Public Health Services*, and indicates that there is significant activity in these areas. The Essential Service area that had the lowest performance score was *Research/Innovations* (39%) and the highest performance score was in the area of *Diagnose/Investigate* (72%). Figure 8 on the following page summarizes the 2011 LPHPSP scores for Bay County across the *10 Essential Public Health Services*.



Figure 8: Summary of 2011 LPHPSP Performance and Overall Scores



Source: 2011 Bay County NPHPSP Report

## HEALTH RISK FACTORS

### Community Health Assessment Resource Tool Set (CHARTS)

Mortality or death rates are key indicators of the health of a community. The Florida Office of Vital Statistics provides data to the Florida Department of Health on a number of mortality rates. The *Florida Community Health Assessment Resource Tool Set (CHARTS)* is an online data system which provides three-year, age-adjusted death rates by cause of death for the state and each of the 67 counties.

Medical and public health research indicate that the rate of death from specific diseases varies among racial/ethnic groups, and that both biological and cultural norms contribute to these differences. The 2008-2010 *CHARTS* data presented here represent the most current information available.

Overall, the top five leading causes of death in Bay County in 2010 were 1) cancer, 2) heart disease, 3) chronic lower respiratory disease, 4) unintentional injuries, and 5) Alzheimer's disease. Table 13 below displays these totals.

Table 13: 2010 Major Causes of Death in Bay County

Cause of Death	Deaths	Percent of Total Deaths	Age-Adjusted Death Rate Per 100,000	3-Year Age-Adjusted Death Rate Per 100,000
<b>ALL CAUSES</b>	<b>1,622</b>	<b>100</b>	<b>770.8</b>	<b>778.8</b>
Cancer	422	26	194.9	184.1
Heart Disease	349	21.5	162.7	171.1
Chronic Lower Respiratory Disease (CLRD)	127	7.8	60	59
Unintentional Injuries	73	4.5	41.2	48.6
Alzheimer's Disease	59	3.6	27.7	32.8

Source: Florida Community Health Assessment Resource Tool Set (CHARTS)

When adjusted for age and race/ethnicity, the major causes of death shift slightly. Table 14 displays the three-year, age-adjusted death rates for 2008-2010. In general, Bay County White residents died from Chronic Lower Respiratory Disease (CLRD), Cirrhosis, and Motor Vehicle Crashes more frequently than Black or African American residents. However, Black or African American Bay County residents had an increased death rate from Heart Disease, Stroke, and Diabetes.

Table 14: 2008-2010 Major Causes of Death, Three-year, Age-adjusted

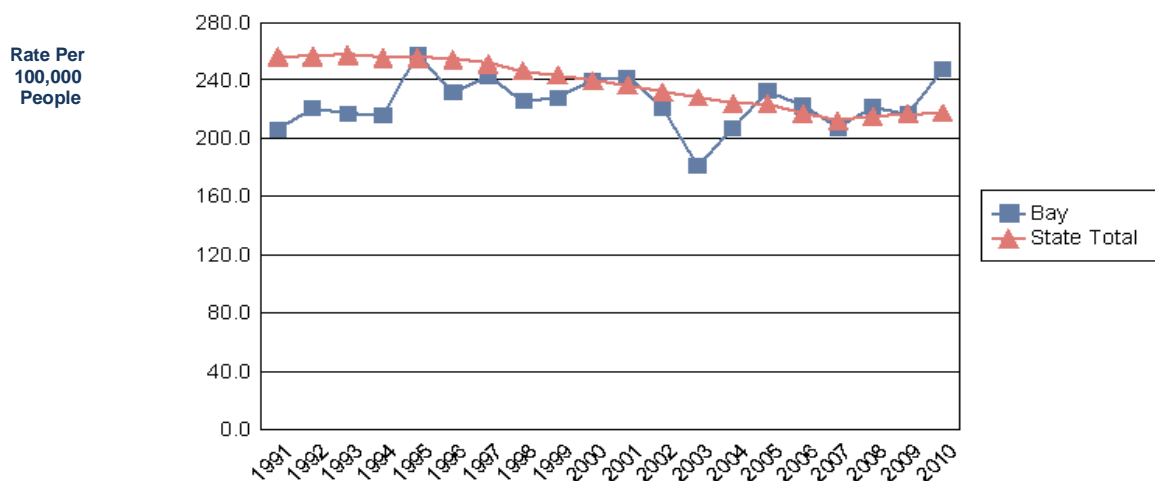
	White	Black
<b>Total Deaths</b>	778.6	858.3
<b>Cancer</b>	184.9	183.4
<b>Heart Disease</b>	169.3	215
<b>Chronic Lower Respiratory Disease (CLRD)</b>	62	27.6
<b>Stroke</b>	29.8	60.3
<b>Diabetes</b>	24.1	54.3
<b>Cirrhosis</b>	15.6	8.6
<b>Motor Vehicle Crashes</b>	15.3	9
<b>Pneumonia/ Influenza</b>	9.5	12.7
<b>AIDS/HIV</b>	1.5	14.8

Source: Florida CHARTS

## Cancer

The Centers for Disease Control and Prevention (CDC) lists cancer as second only to heart disease as the leading cause of death in the United States. Cancer is a broad group of diseases characterized by abnormal cells that grow and spread throughout the body. The cause of cancer is complex; many things are known to increase the risk of cancer, including tobacco use, certain infections, radiation, lack of physical activity, obesity, and environmental pollutants. While the total deaths from cancer have declined in Florida, Bay County has seen an increase in deaths since 2007 (see Figure 9).

Figure 9: Total Deaths from Cancer, Per 100,000 People



Source: Florida Department of Health, Office of Vital Statistics

Data for 1999 and subsequent years are not fully comparable to data from 1998 and prior years, due to changes in coding of causes of deaths resulting from the switch from the ninth revision of the International Classification of Diseases (ICD9) to the tenth revision (ICD10).

## Lung Cancer

Lung cancer is the most common form of cancer among Bay County residents. The death rate is 10 times than of colorectal, breast, or prostate cancer. Table 15 displays the lung cancer death rates and incidence below.

Table 15: Lung Cancer Mortality and Incidence

	Year(s)	Average Annual Number of Events	State Age-Adjusted Rate	U.S. Healthy People 2020 Goal
<b>Lung Cancer</b>				
Deaths	2008-10	139	46.6	45.5
Incidence	2006-08	161	65.9	
Percentage of adults who are current smokers	2010		17.1	12%

Source: Florida Department of Health, Office of Vital Statistics

## Breast Cancer

Breast cancer was the second most common form of cancer among Bay County residents. According to the Centers for Disease Control and Prevention (CDC), breast cancer is the second most common cancer in women behind skin cancer. Bay County's breast cancer mortality rate is slightly higher than the U.S. Healthy People 2020 goal.

Table 16: Breast Cancer Mortality and Incidence

	Year(s)	Average Annual Number of Events	State Age-Adjusted Rate	U.S. Healthy People 2020 Goal
<b>Breast Cancer</b>				
Deaths	2008-10	27	20.8	20.6
Incidence	2006-08	111	110.9	

Source: Florida Department of Health, Office of Vital Statistics

## Colorectal Cancer

Colorectal cancer was the third most common form of cancer among Bay County residents. The incidence of colorectal cancer in Bay County is nearly twice the state age-adjusted rate, as shown in Table 17 below. The majority of colorectal cancers occur due to lifestyle and increasing age. Screening is effective at decreasing the chance of dying from colorectal cancer, and is recommended starting at the age of 50 and continuing until the age of 75.

Table 17: Colorectal Cancer Mortality and Incidence.

	Year(s)	Bay County Average Annual Number of Events	State Age-Adjusted Rate	U.S. Healthy People 2020 Goal
<b>Colorectal Cancer</b>				
Deaths	2008-10	25	14.3	14.5
Incidence	2006-08	82	42	
Percentage of adults 50 years of age and older who received a sigmoidoscopy or colonoscopy in the past five years	2010		56.4	
Percentage of adults 50 years of age and older who received a blood stool test in the past year	2010		14.7	

Source: Florida Department of Health, Office of Vital Statistics

## Heart Disease

Heart disease is the leading cause of death in the United States. The CDC reported that heart disease accounted for one in four deaths in 2008. The *American Heart Association 2011 Heart Disease and Stroke Statistics* report indicated that annually about 785,000 Americans have their first coronary attack. Over 470,000 Americans who have already had one or more coronary attacks have another attack. The mortality and hospitalizations for Coronary Heart Disease, Stroke, and Heart Failure are listed in Table 18 below. Bay County had a much higher incidence of deaths and hospitalizations from heart disease compared to the state rate.

Table 18: Heart Disease: Mortality and Hospitalizations

	Year(s)	Bay County Average Annual Number of Events	State Age- Adjusted Rate	U.S. Healthy People 2020 Goal
<b>Coronary Heart Disease</b>				
Deaths	2008-10	237	104.5	100.8
Hospitalizations	2008-10	1,309	406.7	
<b>Stroke</b>				
Deaths	2008-10	66	30.5	33.8
Hospitalizations	2008-10	738	265.5	
<b>Heart Failure</b>				
Deaths	2008-10	25	7.6	
Hospitalizations from congestive heart failure	2008-10	371	149.1	

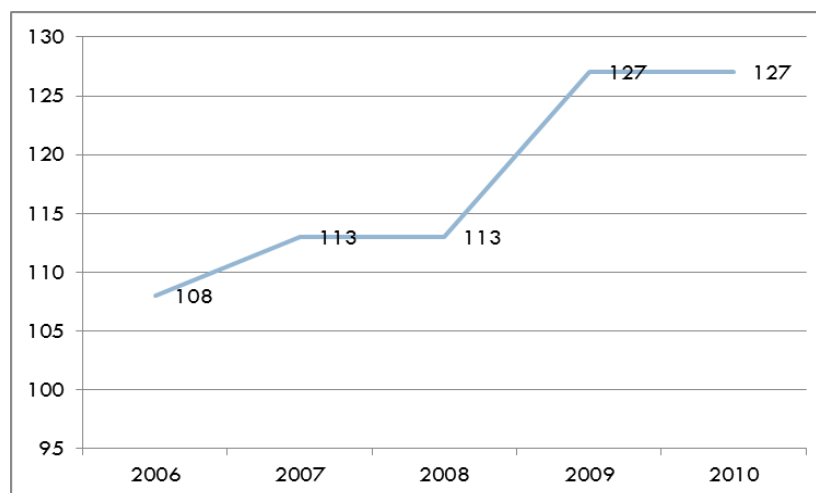
Source: Florida Department of Health, Office of Vital Statistics

### **Chronic Lower Respiratory Disease (CLRD)**

Chronic Lower Respiratory Disease (CLRD), or chronic obstructive pulmonary disease (COPD), mortality rates have risen and have surpassed stroke as the third leading cause of death in the United States according to the CDC. CLRD deaths, which include asthma, chronic bronchitis, emphysema and other lower respiratory illnesses, rose 7.8% in Bay County from 2007 to 2008, the most recent years for which data is available. Cigarette smoking caused nearly 80% of all CLRD deaths in the United States. Figure 10 below shows the trend for CLRD from 2006 to 2010 (the most current data available).

The mortality rates for CLRD in Bay County have increased since 2006, but have remained stable in 2009 and 2010. This was the third leading cause of death among Bay County residents in 2010.

Figure 10: CLRD Mortality, 2006-2010



Source: Florida CHARTS

## Diabetes

Diabetes mellitus is a group of diseases characterized by high levels of blood glucose resulting from defects in insulin production, insulin resistance, or both. Diabetes can be associated with serious complications and premature death, but people with diabetes can take steps to control the disease and lower the risk of complications.

Diabetes was the fourth leading cause of death in Bay County for 2010. Table 19 displays the number of deaths and hospitalizations for 2008 to 2010. The diabetes mortality rates for White Bay County residents have been consistently higher than for Black residents from 2001 to 2010. Figure 11 presents the comparison of diabetes mortality rates by race.

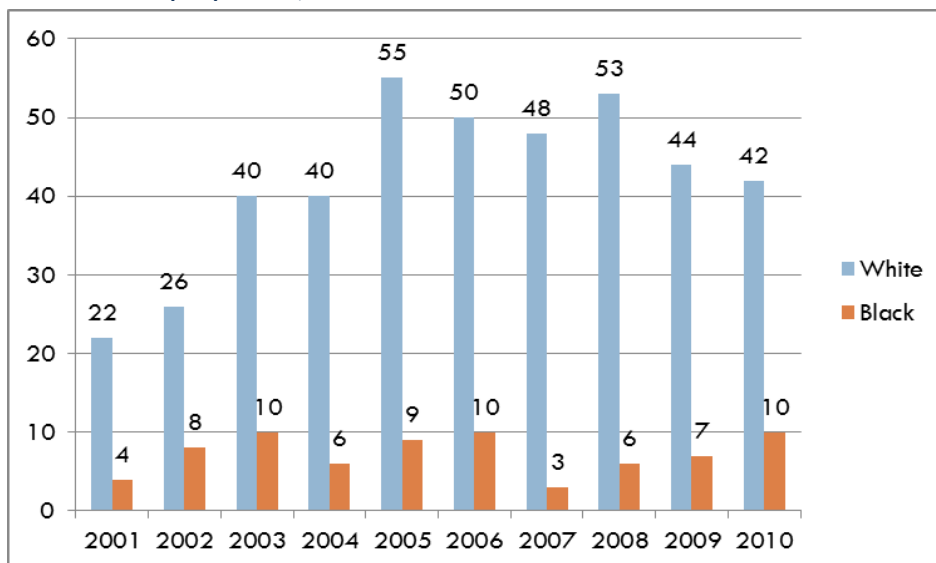
Table 19: Diabetes Mortality and Hospitalizations

	Year(s)	Bay County Average Annual Number of Events	State Age- Adjusted Rate	U.S. Healthy People 2020 Goal
<b>Diabetes</b>				
Deaths	2008-10	55	19.6	65.8
Hospitalizations	2008-10	5,274	2,198.00	
Hospitalizations from amputation due to diabetes*	2008-10	53	24.7	

Source: Florida CHARTS

\* Includes primary and contributing diagnoses

Figure 11: Diabetes Mortality by Race, 2001-2010



Source: Florida CHARTS

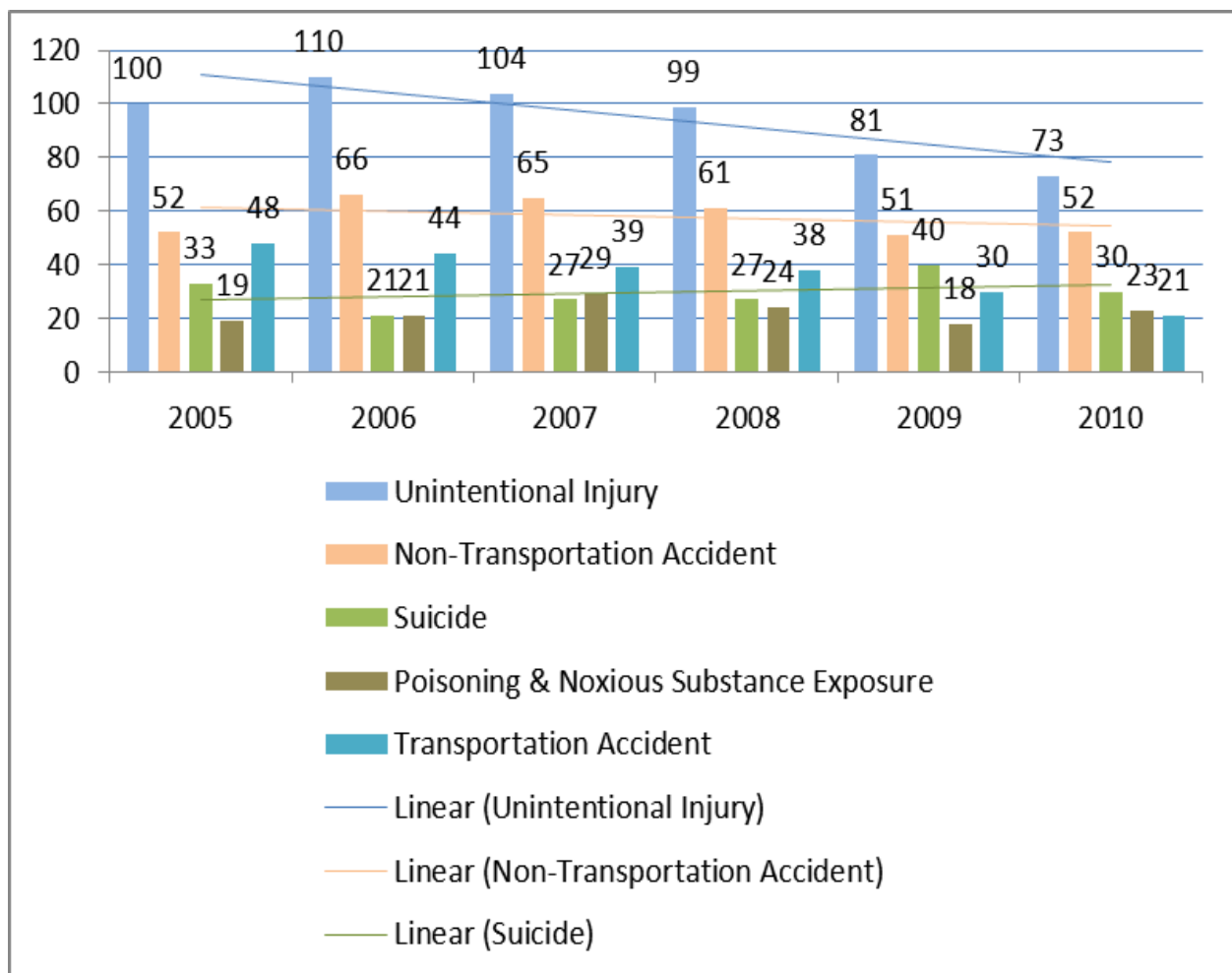


## Injuries

The Florida Department of Health's Bureau of Vital Statistics has tracked mortality rates due to injuries since 2001. In Bay County, death from injuries has declined from a high of 142 in 2008 to 119 in 2010. Unintentional injuries accounted for 61% of all injuries in 2010. Non-transportation accidents (44%) and suicides (25%) were the next most frequent cause of death from injury among Bay County residents in 2010.

Figure 12 below displays the leading causes of injury mortality for 2005 to 2010. Trend lines for the top three causes show that death from unintentional injury and non-transportation accidents is decreasing, while suicide mortality is increasing.

Figure 12: Leading Causes of Injury Mortality, 2005-2010



Source: Florida CHARTS

## Influenza and Pneumonia

Influenza is a contagious virus causing respiratory illness that can be mild to severe, and may cause death. Older people, young children, and people who are immunocompromised are at greatest risk for serious influenza complications. Pneumonia is a bacterial or viral infection of the lungs.

Both influenza and pneumonia can be prevented through vaccination and are treatable. Together, they were the eighth leading cause of death in the United States in 2011 according to the Centers for Disease Control and Prevention.

Deaths caused by influenza and pneumonia had declined in Bay County from 2004 to 2009. In 2010, there was a nearly 62% increase from 2009. Pneumonia constituted all of the deaths in 2007 – 2010. Table 20 below presents the total deaths from 2004 to 2010 from Influenza and Pneumonia.

Table 20: Mortality for Influenza and Pneumonia, 2004-2010

Cause of Death	2004	2005	2006	2007	2008	2009	2010
<b>Influenza &amp; Pneumonia (combined)</b>	<b>37</b>	<b>30</b>	<b>27</b>	<b>19</b>	<b>18</b>	<b>16</b>	<b>26</b>
Influenza	1	1	1	0	0	0	0
Pneumonia	36	29	26	19	18	16	26

Source: Florida CHARTS

## Communicable Diseases

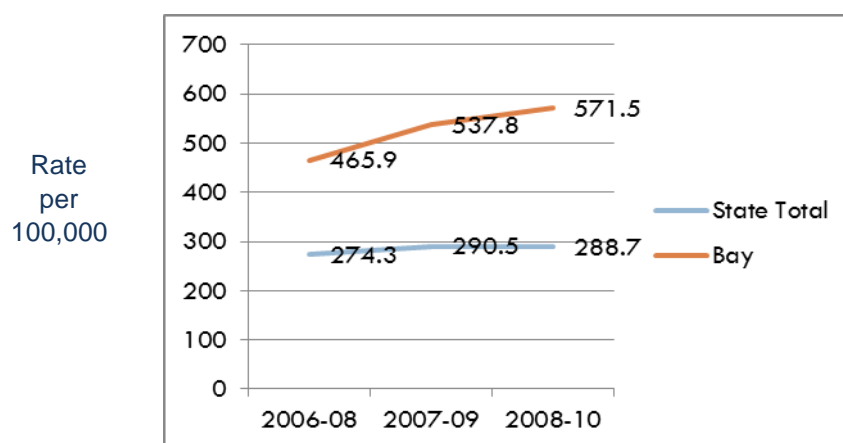
Communicable diseases are defined as any infectious disease that is transmissible (as from person to person) by direct contact with an infected individual or by indirect means (as by a vector). Communicable disease surveillance is an important public health role in Florida. Florida Statutes states that "Any practitioner, licensed in Florida to practice medicine, osteopathic medicine, chiropractic, naturopathy, or veterinary medicine, who diagnoses or suspects the existence of a disease of public health significance shall immediately report the fact to the Department of Health" - Section 381.0031(1,2). The Bay County Health Department works with area health care providers in reporting all communicable diseases in Bay County.

## Enteric Disease

The National Institutes of Health (NIH) has determined that bacterial and viral infections of the gastrointestinal tract account for a greatly underappreciated burden of morbidity and mortality in the United States. Enteric pathogens cause disease symptoms ranging from mild gastroenteritis to life-threatening systemic infections and severe dehydrating diarrhea. The Florida Department of Health's Bureau of Epidemiology tracks the rate of enteric diseases, which includes Campylobacteriosis, Cryptosporidiosis, Cyclosporiasis, E. Coli Shiga toxin (not serogrouped and serogrouped non-O157), Giardiasis, Hepatitis A, Salmonellosis, Shigellosis, and Typhoid Fever.

In Bay County, the enteric disease cases in children under the age of six were nearly double the state average per 100,000 children (see Figure 13). The Florida Department of Health Bureau of Epidemiology reported that the average number of enteric disease cases in children under the age of six rose from 58 in 2006 2008 to 72 in 2008 to 2010 (the most current data available).

Figure 13: Enteric Disease Cases in Children Under 6, Rolling 3-Year Rates for All Races All Sexes

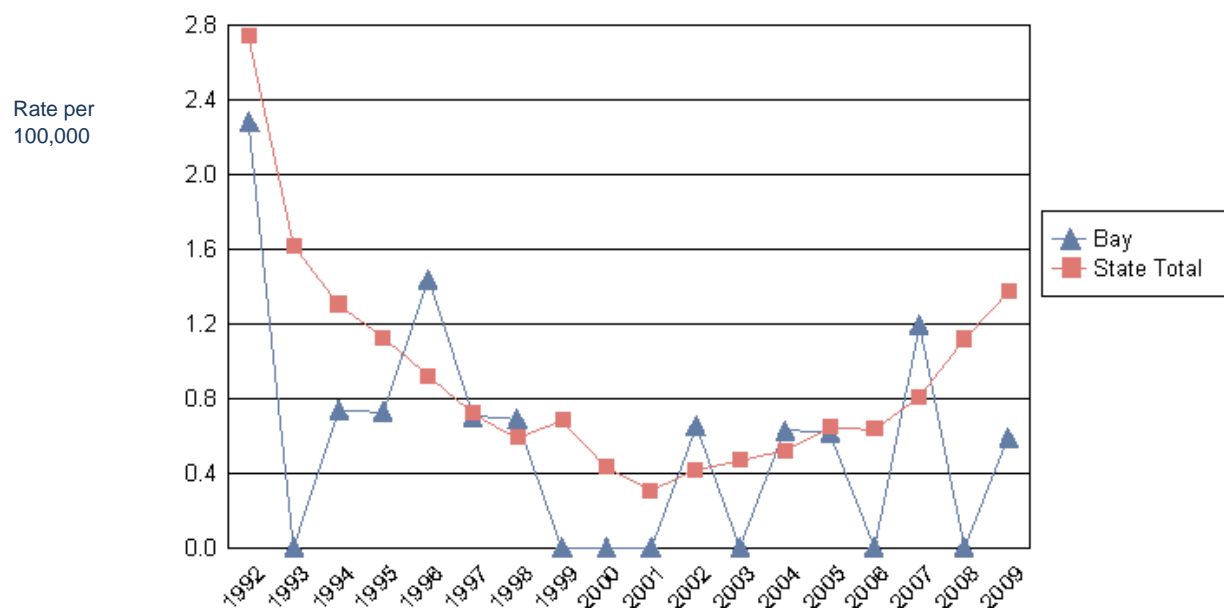


Source: Florida Department of Health, Bureau of Epidemiology

## Vaccine Preventable Diseases

Vaccine preventable diseases include Diphtheria, Haemophilus Influenzae B (HiB), Hepatitis A and B, Measles, Mumps, Meningitis, Pneumonia, Polio, Pertussis, Rotavirus, Rubella, Tetanus, and Varicella. Despite a peak in 2007, Bay County is below the state rate for vaccine preventable diseases. Some of these are charted below in Figure 14.

Figure 14: Vaccine Preventable Disease Rate For Vaccine-targeted Age Groups, 1992-2009



Source: Florida CHARTS

Includes Diphtheria, HiB, Hepatitis B, Measles, Mumps, Rubella, Polio, Tetanus and Pertussis

## Sexually Transmitted Diseases

The CDC reports that sexually transmitted diseases (STDs) are among the most common communicable diseases in the United States. In 2011, there were more than 20 identified and reportable STDs that affected more than 13 million Americans. Bay County had a lower rate per 100,000 people for Syphilis cases than the state rate for the 2008-2010 reporting period (most current data available). The rate for Chlamydia, Gonorrhea, and bacterial STDs in women ages 15-34 was higher than the state rate for the same period. Table 21 below summarizes the rates for 2002 to 2010.

Table 21: Sexually Transmitted Diseases, Bay County/Florida 2002-2010

Sexually Transmitted Diseases	Measure	Bay County			Florida		
		2002-2004	2005-2007	2008-2010	2002-2004	2005-2007	2008-2010
Chlamydia Cases	Rate Per 100,000 Population	218.3	238.2*	368.6*	246.4	271.8	387
Gonorrhea Cases	Rate Per 100,000 Population	109.1	110	135	114.3	122.4	113.9
Infectious Syphilis Cases	Rate Per 100,000 Population	0	0.4	1.4	3.9	4.3	5.8
Bacterial STDs (Women 15-34)	Rate Per 100,000 Females 15-34	1,755.50	1,887.60	2,825.80	1,980.70	2,096.50	2,634.60

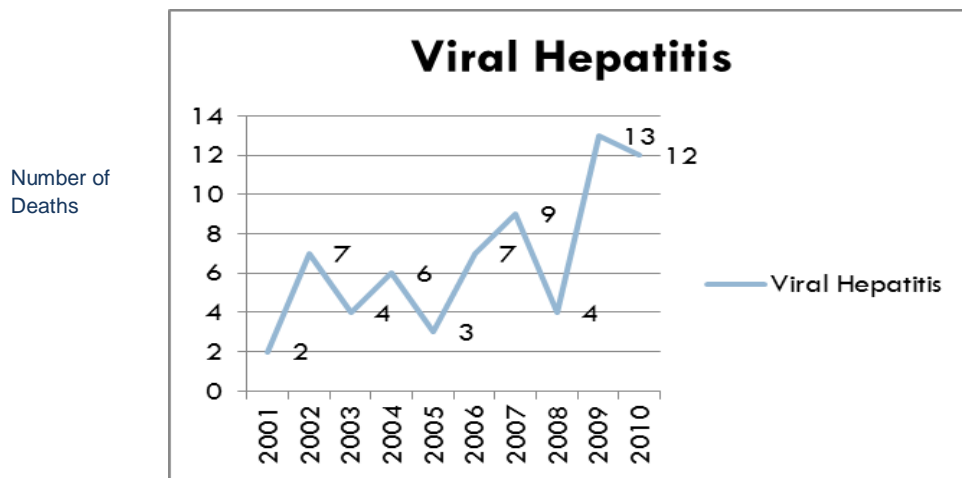
Source: Florida CHARTS

\* New testing procedure was used which account for some increase in rate between 2005-2007 and 2008-2010.

## Hepatitis

Hepatitis is a group of viral infections that result in the inflammation of the liver. Hepatitis A, Hepatitis B, and Hepatitis C are the most common types. In Bay County, the number of deaths due to viral hepatitis showed a sharp increase from 2009 to 2010 as displayed in Figure 15 below.

Figure 15: Mortality Rates for Viral Hepatitis, 2001-2010



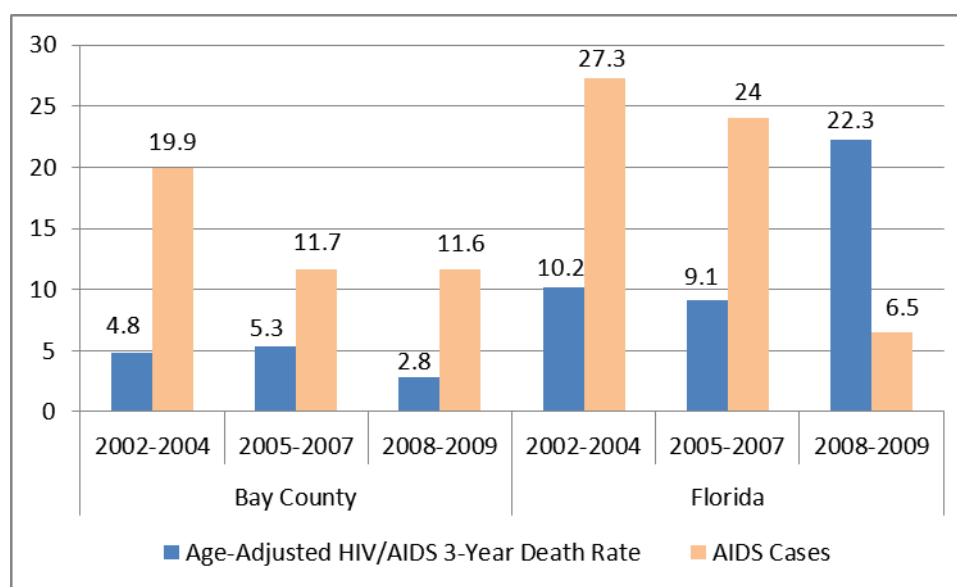
Source: Florida CHARTS

## HIV/AIDS

Florida has one of the largest publicly funded HIV testing programs in the U.S.; it provided over 400,000 HIV tests in 2010. The Centers for Disease Control and Prevention estimates there are an additional 56,300 new infections each year nationwide. This epidemic remains a public health challenge in Florida. As the number of persons infected each year continues to grow, the state must find the resources to provide ongoing systems of care to meet the needs of persons living with HIV/AIDS.

Bay County's HIV/AIDS three-year death rate is almost half Florida's rate for the reporting periods of 2002 to 2004, 2005 to 2007, and 2008 to 2010. Bay County's death rate was 2.8 (per 100,000 people) compared to Florida's rate of 6.5. The age-adjusted HIV/AIDS three-year death rate was also half Florida's rate for the same time periods. Figure 16 displays the Bay County/Florida comparison.

Figure 16: HIV/AIDS Health Status Indicators, Bay County/Florida Comparison by Year 2002-2010



Source: Florida CHARTS

AIDS cases are based on rate per 100,000 people

## Maternal and Child Health

The Title V Maternal and Child Health Program is the oldest Federal-State partnership. For over 75 years, the Federal Title V Maternal and Child Health program has provided a foundation for ensuring the health of the nation's mothers, women, children and youth, including children and youth with special health care needs, and their families.

### Female Population of Childbearing Age

The Florida Department of Health tracks fertility (childbearing) rates of female residents between the ages of 15 and 44. Bay County has consistently had a higher rate than the state rate for number of births per 1,000 residents from 2003 to 2011.

Table 22: Fertility Rates (Women of Childbearing Age), Discrete 3-Year Rates for All Races

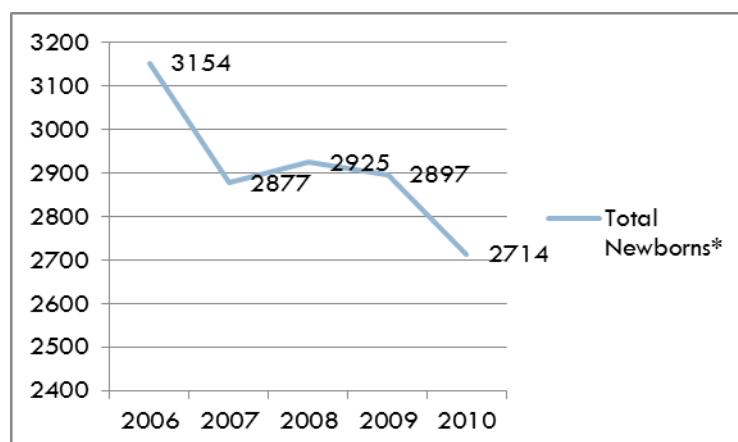
	2003-05	2006-08	2009-11
<b>State Total</b>	63.8	66.4	62.5
<b>Bay</b>	69.8	74.1	73.7

Source: Florida CHARTS

### Birth Rates

Bay County birth rates have declined since 2006 from a high of 3,154 newborns to 2,714 newborns in 2010, according to the Florida Department of Health's CHARTS (the most current data available). Total births are displayed in Figure 17 below for Bay Medical Center and Gulf Coast Medical Center.

Figure 17: Total Newborns, 2006-2010

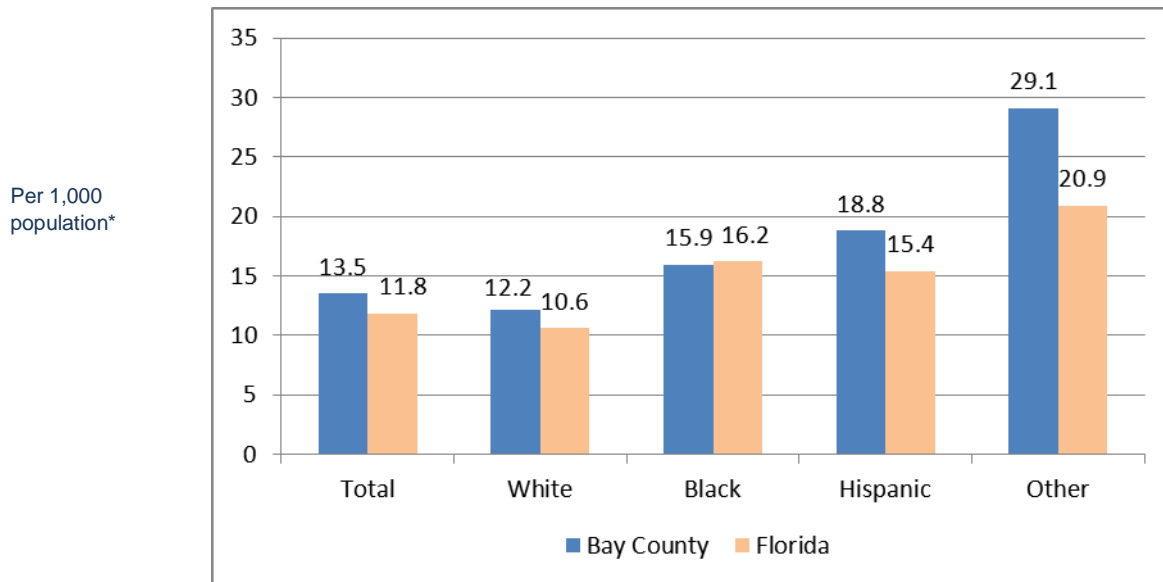


Source: Florida CHARTS



Despite the decline in birth rates for Bay County, the rate of live births (per 1,000 of population) is higher in Bay County for all races for the reporting period of 2008 to 2010. Figure 18 below displays a comparison of birth rates among women ages 15 to 44 by race in Bay County and Florida.

Figure 18: 2008-2010 Birth Rates by Race, Bay County/State Comparison

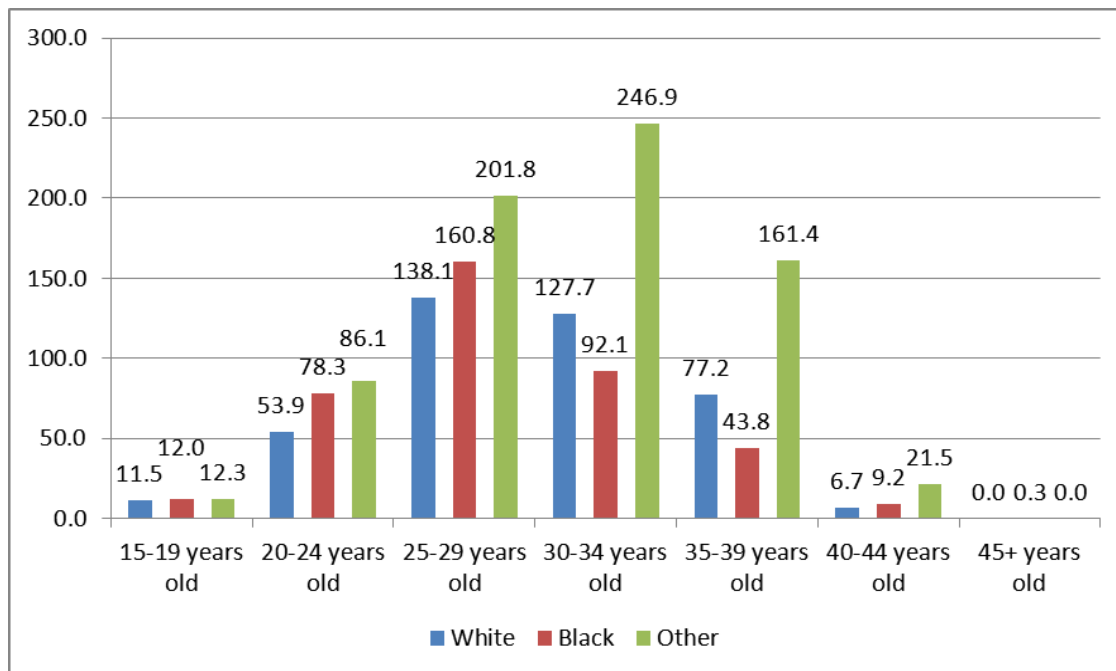


Source: Florida CHARTS

\* Rates are population specific (e.g., Hispanic rate is per 1,000 Hispanic people)

Across all age groups, Bay County's birth rate is highest among those females associated with the "Other" race category, which includes American Indians, Asians, and Hawaiian/Pacific Islanders. The "Other" race category birth rates peak at 30 to 34 years with 247 births per 1,000 (of population) compared to 128 births for Whites and 92 births for Blacks. Birth rates peak for Black females between 25-29 years (161 births per 1,000 people). Birth rates for White females (138 births per 1,000) also peak between 25-29 years of age. Figure 19 compares the birth rates by race and age from 2008 to 2010 (the most current data available).

Figure 19: 2008-2010 Birth Rate per 1,000 Females by Race

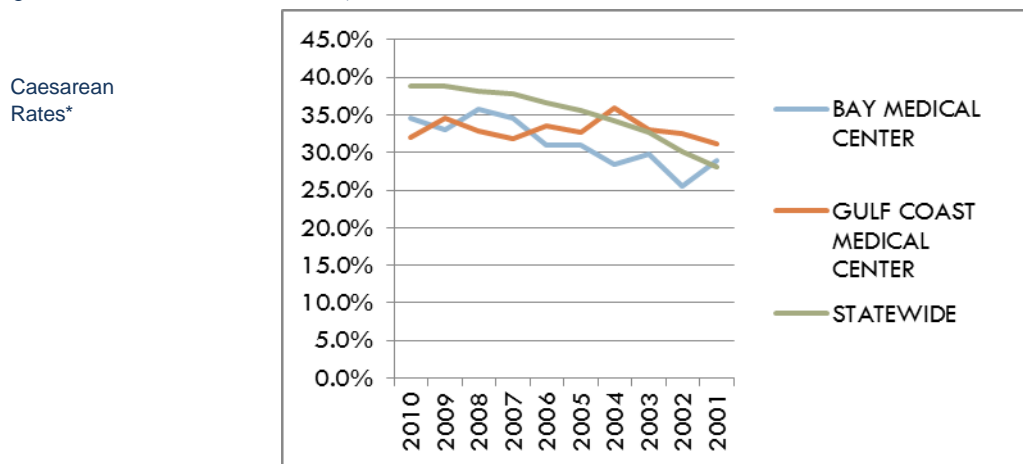


Source: Florida CHARTS

### Caesarean Rates

Bay County caesarean rates for Bay Medical Center and Gulf Coast Medical Center were lower than the statewide rate from 2005 to 2010 (the most current data available). In 2010, the caesarean rates for Bay Medical Center were 34.6% of total births (286 births) and less than a third (32.1%) of total births (2,337 births) at Gulf Coast Medical Center.

Figure 20: Caesarean Rates, 2001-2010



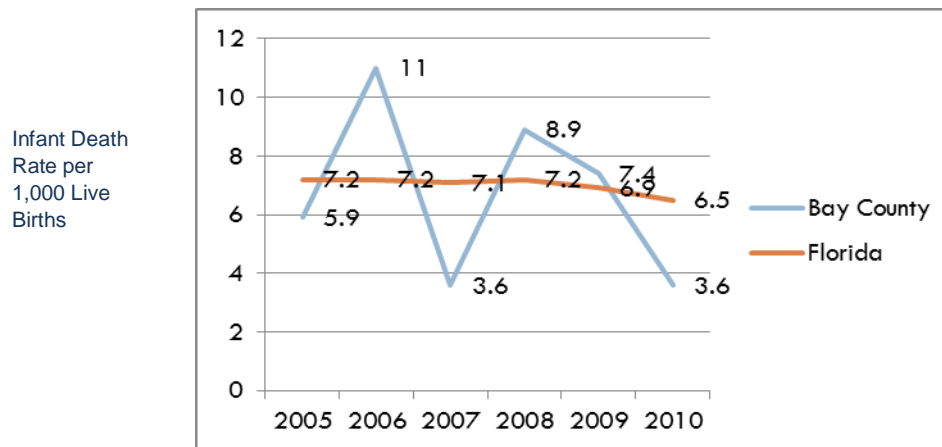
Source: Florida Department of Health

\* Caesarean Rates calculated by dividing total deliveries by total Caesareans

## Infant Mortality

The Florida Department of Health defines the infant mortality rate as the number of babies who die before their first birthday (ages 0-364 days). According to the U.S. Department of Health and Human Services, infant mortality is one of the key indicators of the nation's health, and is impacted by maternal health, quality and access to health care, socioeconomic conditions, and public health practices. While the state rate for infant mortality has remained stable, the Bay County infant mortality rate has declined significantly from 2008 to 2010, and was nearly half the state rate in 2010 (the most current data available).

Figure 21: Infant Death Rate per 1,000 Live Births by Year (2005-2010), Bay County/Florida Comparison



Source: Florida CHARTS

The infant death rate from sudden unexpected infant death (SUID) in Bay County was nearly twice the state rate for 2008 to 2010 as reported by the Florida Department of Health. The SUID rate for Bay County was 174.2 per 100,000 live births compared to 98.8 for Florida. Table 23 on the following page displays the infant death rate by cause of death for 2008 to 2011.

Table 23: 2008-2011 Infant Death County by Cause of Death

	2008	2009	2010	2011
Other Non-Rankable Cause of Death	0	0	0	1
Newborn Affected by Maternal Complications of Pregnancy	3	1	0	0
Infantile Cerebral Palsy	0	0	0	1
Newborn Affected by Complications of Placenta, Cord, and Membranes	0	0	0	2
Disorders Related to Short Gestation and Low Birth Weight, Not Elsewhere Classified	4	5	1	2
Intrauterine Hypoxia and Birth Asphyxia	0	0	1	0
Congenital Malformations, Deformations, and Chromosomal Abnormalities	2	0	2	2
Respiratory Distress of Newborn	0	1	0	1
Sudden Infant Death Syndrome	2	2	1	0
Unintentional Injuries	1	5	2	3
Homicide	1	0	0	0
<b>Total</b>	<b>13</b>	<b>14</b>	<b>7</b>	<b>12</b>

Source: Florida CHARTS

### Infant and Child Injuries

The overall unintentional injury rate and hospitalizations for all non-fatal unintentional injuries for Bay County children under the age of five was slightly higher than the Florida rate for the reporting period of 2008 to 2010 (the most current data available). The rate for hospital or emergency room treatment of non-fatal unintentional poisonings was nearly double the state rate. Table 24 provides information on Bay County infant and child injuries in comparison to Florida.

Table 24: 2008-2010 Infant and Child Injuries and Death from Injury Rates, Bay County/Florida Comparison (per 100,000 people)

Measure	Bay County	Florida
<b>Unintentional injury deaths (TOTAL)</b>	12.6	10.6
<b>Hospitalizations for all non-fatal unintentional injuries (TOTAL)</b>	255.5	223.5
- Near Drownings	15.8	16.1
- Traumatic brain injuries	41	42.1
Hospital/ER treated non-fatal unintentional poisonings	656.1	391.1
Unintentional falls	5264.7	4203.2
Motor vehicle related injuries	583.6	395.4
Child passengers injured or killed in motor vehicle crashes	457.4	314

Source: Florida CHARTS

## HEALTH RESOURCE AVAILABILITY

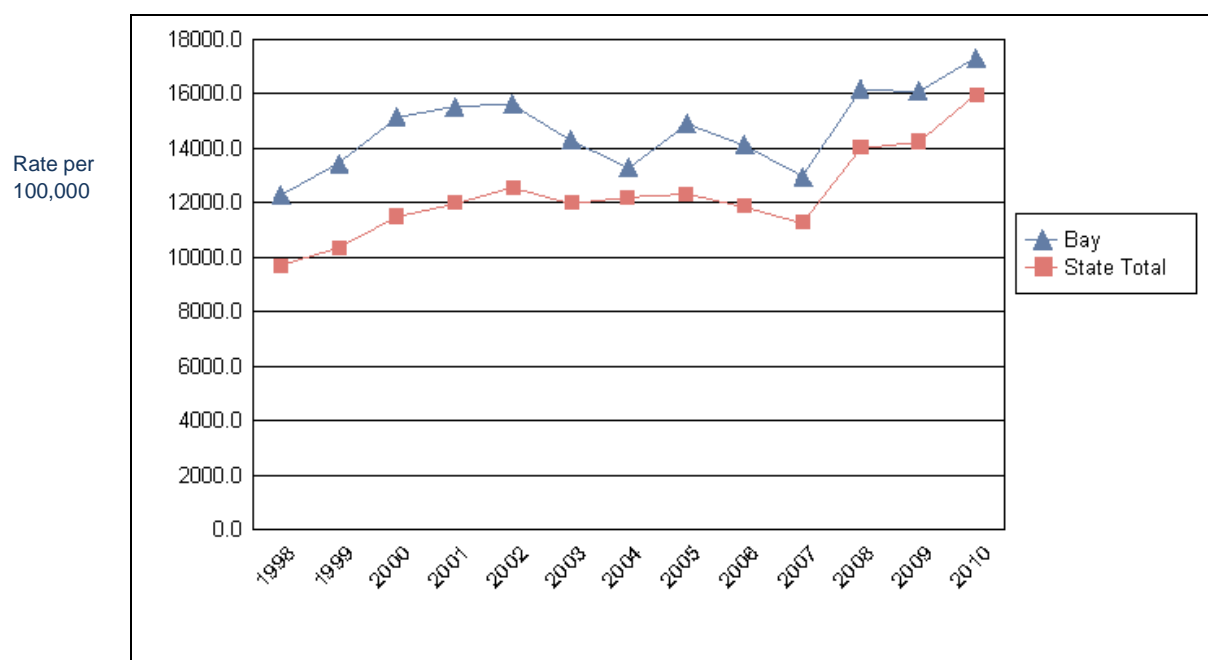
The Bay County Health Department provides services and programs to the community in the following areas: Primary Care, Family Planning, Immunizations, Sexually Transmitted Diseases, Tuberculosis, Prescription Assistance Program, Dental, School Health, Healthy Start, Tobacco Education and Cessation, Chronic Disease Management, Women, Infants & Children, and Environmental Health.

### Health Access

The *Florida KidCare Act of 1997* created health care coverage for children from birth to five years of age through the *Healthy Kids Program* and *MediKids*. Approximately 2.2% of children under the age of five in Bay County received *KidCare* or *MediKids* in 2008-2010.

There were 29,533 Bay County residents enrolled in Medicaid in 2010 (the most current data available), which represented an increase of 2,137 residents since 2007. Bay County has had a higher rate of Medicaid enrollment than Florida's rate from 1998 to 2010.

Figure 22: Median Monthly Medicaid Enrollment, Bay County/Florida comparison, 1998-2010



Source: Florida CHARTS

The Florida Department of Health reported that there were 73 dentists in Bay County for fiscal year 2010-2011. Slightly over one-quarter (27.5%) of low-income residents in Bay County had access to dental care in 2010 compared to 36.4% of low-income people in Florida overall.

Bay County had an increase of total licensed physicians from 323 in fiscal year 2008-2009 to 349 in fiscal year 2010-2011.

Table 25: Bay County Licensed Physicians by Type, FY 2008-2009 to 2010-2011

Physician	FY 2008-2009	FY 2009-2010	FY 2010-2011
<b>TOTAL</b>	<b>323</b>	<b>312</b>	<b>349</b>
Licensed Family Practice	26	25	32
Licensed Internists	66	46	71
Licensed Obstetric/Gynecology	14	13	18
Pediatrics	14	12	16

Source: Florida CHARTS

In 2011, there were 47,501 visits to health care facilities as reported by the Florida Agency for Health Care Administration (See Table 26). Gulf Coast Medical Center accounted for nearly one-quarter (22%) of the total visits, with Bay Medical Center having 15% of the total visits in 2011 (the most current data available).

Table 26: Total Visits to Medical Facilities, 2011

Facility	2011 Total Visits
<b>Statewide</b>	<b>2,967,943</b>
Bay Medical Center	7,338
Gulf Coast Medical Center	10,356
The Laser and Surgery Center	3,004
Mullis Eye Institute	2,212
Northwest Florida Gastroenterology Center	7,273
Northwest Florida Surgery Center	8,404
Panama City Surgery Center	7,625
Surgical Center for Excellence	1,289

Source: Florida Agency for Health Care Administration (ACHA)

## Health Resources

According to the Florida Department of Health, there are five hospitals with an approximate capacity of 645 beds and nine nursing homes with an estimated capacity of 850 beds in 2012. Table 27 below displays the hospital and nursing homes in Bay County.


Table 27: Bay County Hospitals and Nursing Homes, Bed Capacity

Hospitals	Nursing Homes
1. Gulf Coast Medical Center - Bed Capacity 176	1. Bay Center - Bed Capacity 160
2. Bay Medical Center - Bed Capacity 323	2. Clifford Chester Sims State Veterans Nursing Home - Bed Capacity 120
3. HealthSouth Emerald Coast Rehabilitation - Bed Capacity 65	3. Community Health & Rehabilitation Center - Bed Capacity 120
4. Emerald Coast Behavioral Center	
Walk-In Clinics	4. Panama City Nursing Center, Inc. - Bed Capacity 120
1. Bay Walk-In Clinic	5. Sea Breeze Health Care - Bed Capacity 120
2. PrimeCare	6. St. Andrews Health and Rehab – Bed Capacity 120
3. Emerald Coast Urgent Care	7. Glen Cove Nursing Pavilion - Bed Capacity 115
4. Community Medical Clinic	8. Emerald Shores Health & Rehab - Bed Capacity 77
5. SickBay Urgent Care Centers	9. Lisenby on Lake Caroline - Bed Capacity 22
6. Springfield Medical Center	Surgery Centers
	1. Northwest Florida Surgery Center
	2. Panama City Surgery Center

Source: Florida Agency For Health Care Administration

In addition, there were six ambulatory care centers and 30 facilities that had clinical laboratory capacity, according to Florida Department of Health information. Table 28 on the following page displays information for Bay County health care agencies and service, providers in the following areas: Ambulatory Care, Mental Health, Home Healthcare, Residential Treatment, Developmentally Disabled, and Pediatric Care.

Table 28: Health Care Agencies and Service Providers

Ambulatory Care Centers	Community Mental Health - Partial Hospitalization Program
1. The Laser and Surgery Center	1. Florida Therapy Services
2. Mullis Eye Institute	
3. Northwest Florida Gastroenterology Center	<b>Crisis Stabilization Unit/Short Term Residential Treatment Facility</b>
4. Northwest Florida Surgery Center	1. Life Management Center of Northwest Florida
5. Panama City Surgery Center	
6. Surgical Center for Excellence	<b>Ambulatory Intermediate Care Facility for the Developmentally Disabled</b>
7. Eye Center of Northwest Florida	1. Baycare Cluster
<b>Home Health Agency</b>	
1. Care reminders Home Care	<b>Residential Treatment Facility</b>
2. Caresouth Homecare Professionals	1. Life Management Center of Northwest Florida
3. Coram Specialty Infusion Services – Apria Healthcare Company	
4. Crescent Healthcare	<b>Rehabilitation Agency</b>
5. Gentiva Health Services	1. Advance Rehabilitation and Home Health
6. Home Instead Senior Care	2. Therapy One Rehabilitation Center
7. Interim Healthcare of Northwest Florida	
8. Lisenby Home Care	
9. Medical Services of Northwest Florida	
10. NHC Homecare	
11. Rescare Homecare	
12. Suncrest Omni	
13. Tender Touch Health Care Services	

Source: Bay Medical Center Website

Source: Florida Agency For Health Care Administration



## QUALITY OF LIFE AND PERCEPTIONS OF HEALTH RELEVANT TO THE COMMUNITY

### Behavioral Risk Factor Surveillance System

The Florida Department of Health collects and reports on health behavior with the collaboration of state, county, and local health partners. Florida residents aged 18 and older are surveyed regarding personal health behaviors, selected medical conditions, and the prevalence of preventive health practices. The Florida Behavioral Risk Factor Surveillance System (BRFSS) 2010 county data report represents county-specific, population-based estimates of the prevalence of various health and health risk behaviors.

Bay County had 546 adults respond to the county-level BFRSS telephone survey. The full report can be obtained from the Florida Department of Health's Bureau of Epidemiology (see [http://www.doh.state.fl.us/Disease\\_ctrl/epi/BRFSS\\_Reports/2010/BAY.pdf](http://www.doh.state.fl.us/Disease_ctrl/epi/BRFSS_Reports/2010/BAY.pdf)). This report compared Bay County to statewide results and the county-level findings obtained in 2007.

Key findings from the BRFSS report revealed:

<b>Breast Exams</b>	<ul style="list-style-type: none"> <li>60% of women 18 years of age and older had a clinical breast exam in the past year.</li> </ul>
<b>High Cholesterol</b>	<ul style="list-style-type: none"> <li>One-third of all adults had been diagnosed with high blood cholesterol, which is down from the 2007 BRFSS county measure.</li> </ul>
<b>Hypertension</b>	<ul style="list-style-type: none"> <li>Over one-third (39%) of adults were diagnosed with hypertension, representing an 8% increase from 2007.</li> </ul>
<b>Diabetes</b>	<ul style="list-style-type: none"> <li>The percentage of adults diagnosed with diabetes was down from the 2007 BRFSS county measure. The age at which diabetes was diagnosed increased from 43 years of age in 2007 to 56 years of age in 2010.</li> </ul>
<b>Limited Physical Activity</b>	<ul style="list-style-type: none"> <li>The percentage of adults who reported they were limited in activities because of physical, mental, or emotional problems increased from the 2007 BRFSS measure of 19% to nearly 25% in 2010.</li> </ul>
<b>Overweight/Obese</b>	<ul style="list-style-type: none"> <li>Nearly two-thirds (66%) of adults were overweight or obese.</li> </ul>
<b>HIV/AIDS</b>	<ul style="list-style-type: none"> <li>50% of adults less than 65 years of age had been tested for HIV; nearly a quarter (22%) of adults less than 65 years of age thought they could get the AIDS virus from mosquitos.</li> </ul>
<b>Immunizations</b>	<ul style="list-style-type: none"> <li>Over one-third (35%) of adults received a flu shot in the past year, representing a 4% increase from 2007.</li> </ul>

## Tobacco Use


- The percentage of adults who are current smokers decreased nearly 7% from 2007 (22.6%) to 2010 (15.8%). According to the BRFSS, “the difference observed compared to the 2010 county measure is statistically significant.”

The BRFSS also evaluated health care access and coverage for adults, oral health, and quality of life. There was a 9% decrease in the percentage of adults who had a medical checkup in the past year. However, Bay County adults reported improvements in other areas. These findings are displayed in Table 29 below.

Table 29: 2010 Selected Behavioral Risk Factor Surveillance System Findings

Factor (Percentage of adults. . . .)	2010 BRFSS County Measure	2007 BFRSS County Measure
<b>Health Care Access &amp; Coverage</b>		
. . . with any type of health insurance coverage	84.0	75.9
. . . who have a personal doctor	80.4	69.7
. . . who could not see a doctor at least once in the past year due to cost	14.1	21.3
. . . who had a medical checkup in the past year	62.6	71.5
<b>Oral Health</b>		
. . . who visited a dentist or dental clinic in the past year	67.2	NA
. . . who had a permanent tooth removed because of tooth decay or gum disease	49.9	NA
. . . who had their teeth cleaned in the past year	64.4	NA
<b>Quality of Life</b>		
. . . who are “very satisfied” or “satisfied” with their lives	91.9	91.1
. . . with good physical health	89.1	85.4
. . . with good mental health	90.0	86.6

Source: Florida Department of Health, Bureau of Epidemiology



Source: Panama City Beach Website

## Social and Mental Health

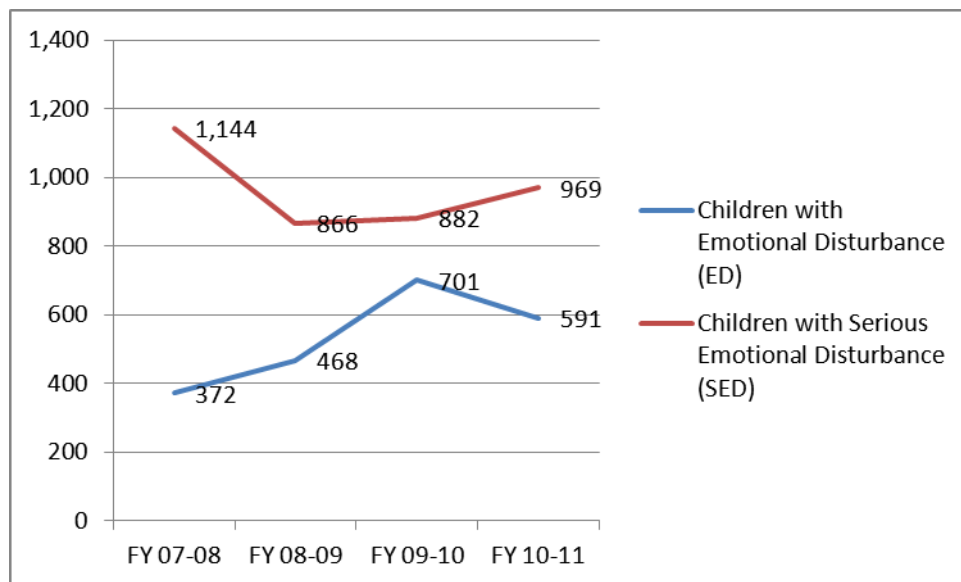
### Foster Care

Bay County had a higher incidence of infants and children in foster care compared to Florida for 2008 to 2010. The rate of infants in foster care was 16.9 (per 1,000 people), while the state rate was 11.1. Children ages one to five in foster care was nearly double the state rate for the same time period. Bay County's rate was 9.8 (per 1,000 people) as compared to the state rate of 5.7.

### Mental Health Treatment

The rate of children ages one to five receiving mental health treatment was over four times the state rate, according to the Florida Department of Health. For the 2008 to 2010 reporting period, Bay County's rate of children receiving mental health treatment was 40.7 (per 1,000 people) as compared to Florida's rate of 9.8.

Figure 23: Bay County Children who Received Mental Health Services FY 2007-2008 to 2010-2011



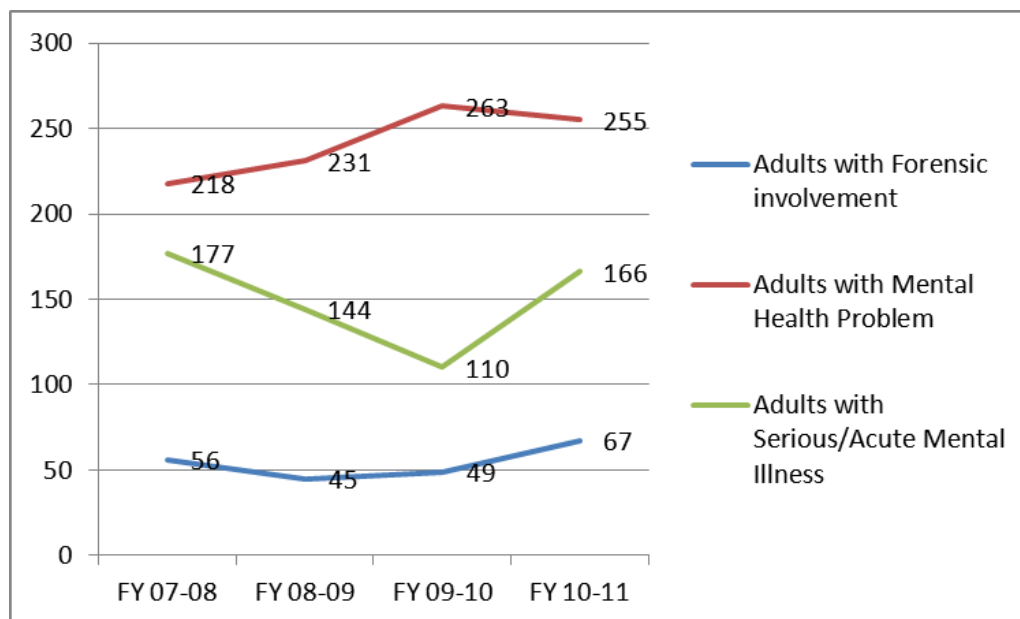
Source: Department of Children & Families, Substance Abuse & Mental Health Program, Northwest Region Circuits 2 and 14

See Appendix 1 for the definitions for children receiving mental health services from the Department of Children and Families (DCF).

Figure 23 displays the five-year trend for children with Emotional Disturbance (ED) and children with Serious Emotional Disturbance (SED) who received mental health services from the Department of Children and Families (DCF) for the fiscal years 2007 to 2008 through 2010 to 2011 (the most current data available). The number of children with ED who received mental health services showed a slight trend upward from a low in fiscal years 2008-2009, while children with SED displays a moderate trend downward from a high in fiscal years 2009-2010.

Figure 24 displays data for Bay County adults who received mental health services from DCF for fiscal years 2007 to 2008 through 2010 to 2011. The number of adults with forensic involvement (defined by DCF as dependency/criminal status) who received mental health services from DCF exhibited an upward trend from fiscal years 2007-2008 to 2009-2010. However, there was a slight decrease in the number of adults with forensic involvement receiving mental health services for fiscal year 2010-2011 (the most current data available). There was an increase for adults with mental health problems receiving mental health services from a low of 110 adults in fiscal year 2009-2010 to 166 adults in fiscal year 2010-2011. Adults with serious/acute mental illness receiving mental health services from DCF demonstrated a slight upward trend across the same fiscal year periods.

Figure 24: Bay County Adults who Received Mental Health Services FY 2007-2008 to 2010-2011

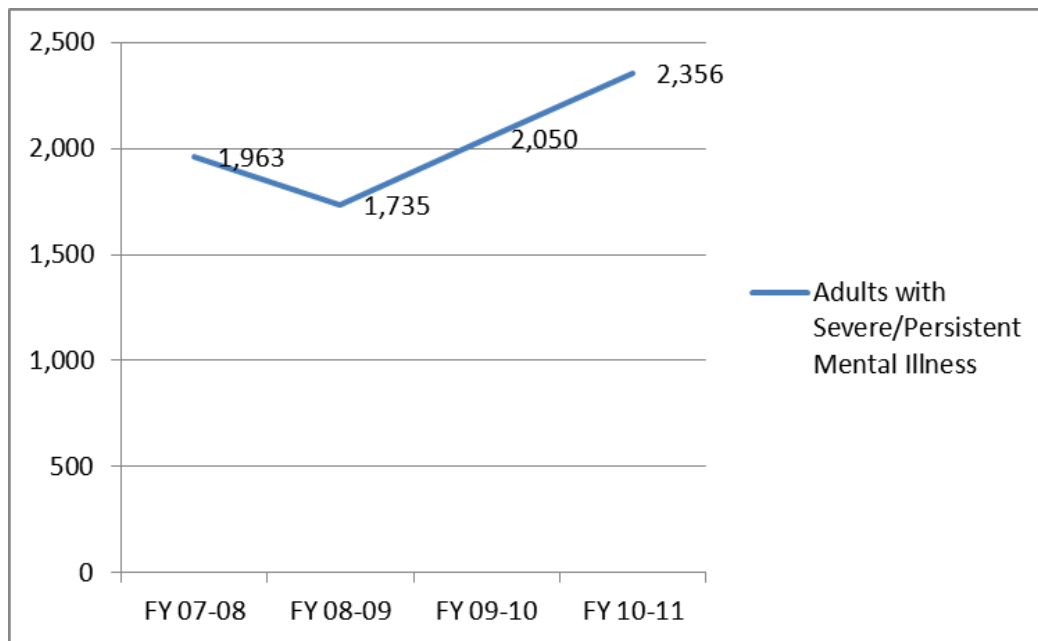


Source: Department of Children & Families, Substance Abuse & Mental Health Program, Northwest Region Circuits 2 and 14

See Appendix 1 for the definitions for adults receiving mental health services from the Department of Children and Families.

The number of Bay County adults with severe or persistent mental illness (SPMI) who received mental health services from DCF is displayed in Figure 25 on the following page. There has been an upward trend since fiscal year 2008-2009 for the number of Bay County adults with SPMI who have received services from DCF.

Figure 25: Bay County Adults with SPMI who Received Mental Health Services FY 2007-2008 to FY 2010-2011



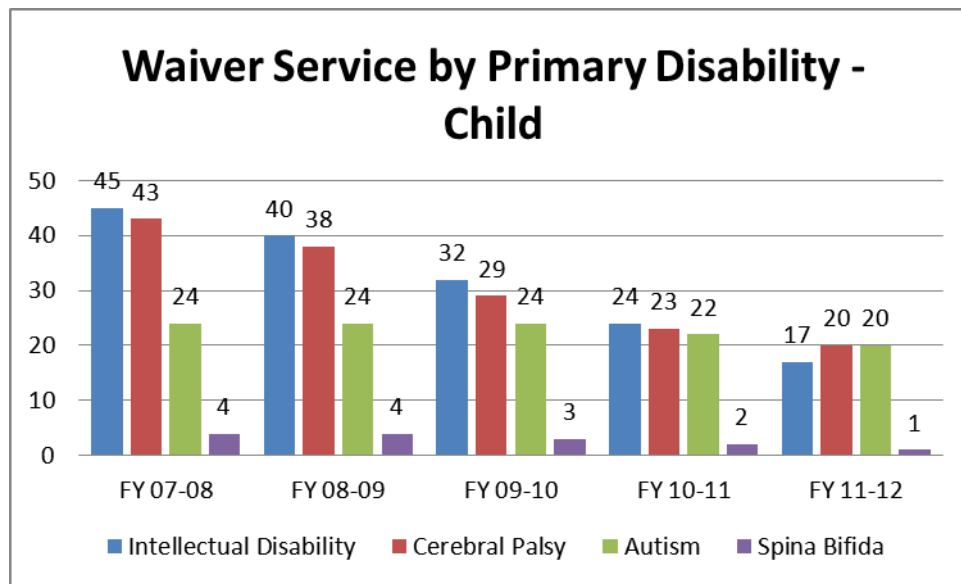
Source: Department of Children & Families, Substance Abuse & Mental Health Program, Northwest Region Circuits 2 and 14. See Appendix 1 for the definitions for adults receiving mental health services from the Department of Children and Families.

### Disabilities

The rate of Bay County children aged three to five years with disabilities receiving pre-kindergarten services was slightly higher than the state rate. Bay County's rate was 37.9 (per 1,000 children ages 3-5), with Florida's rate at 30.1. Data for adults with disability data was not available.

The Division of Children and Families, Agency for Persons with Disabilities reports on the number of children and adults who receive disability services in Bay County through the Medicaid Waiver Program, which includes approximately 25 services. Since fiscal year 2007-2008, there has been a downward trend in the number of children who have received services for intellectual disability, cerebral palsy, autism, and spina bifida. Figure 26 on the following page displays the totals for fiscal years 2007-2008 to 2011-2012.

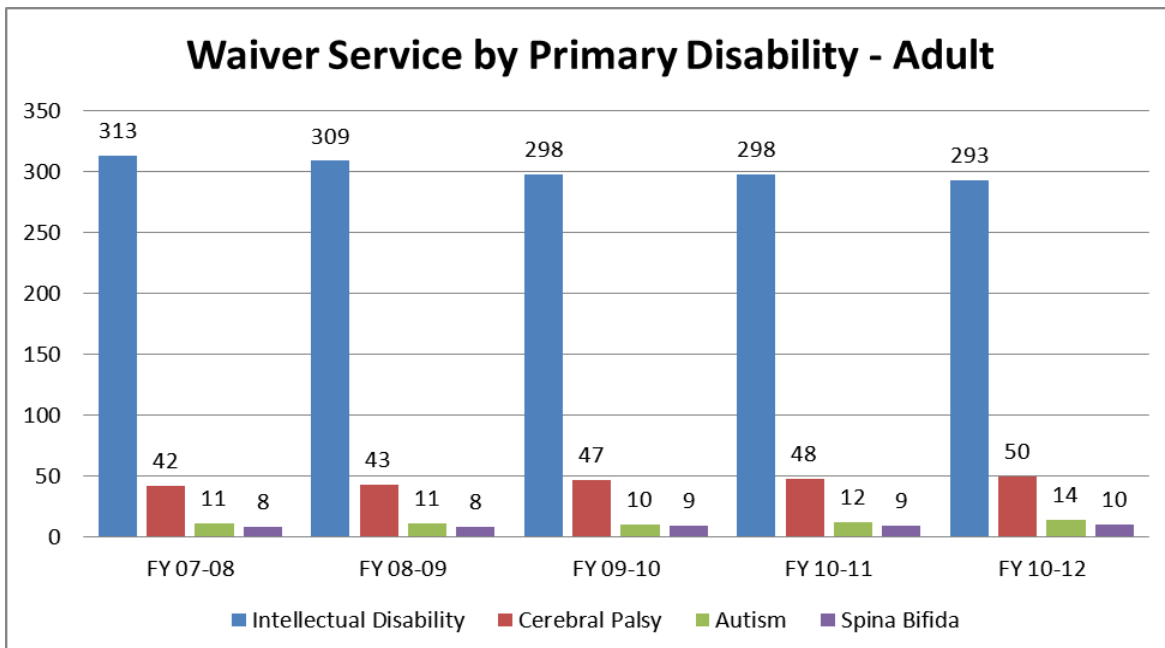
Figure 26: Bay County Waiver Service by Primary Disability – Child FY 2007-2008 to FY 2011-2012



Source: Department of Children & Families, Agency for Persons with Disabilities Area 2A

During the same time period, the number of adults who have received services for cerebral palsy, autism, and spina bifida has demonstrated a slight upward trend. A downward trend is evidenced for adults receiving services for intellectual disability from fiscal year 2007-2008 to 2011-2012. Figure 27 below displays these numbers.

Figure 27: Bay County Waiver Service by Primary Disability – Adult FY 2007-2008 to FY 2011-2012



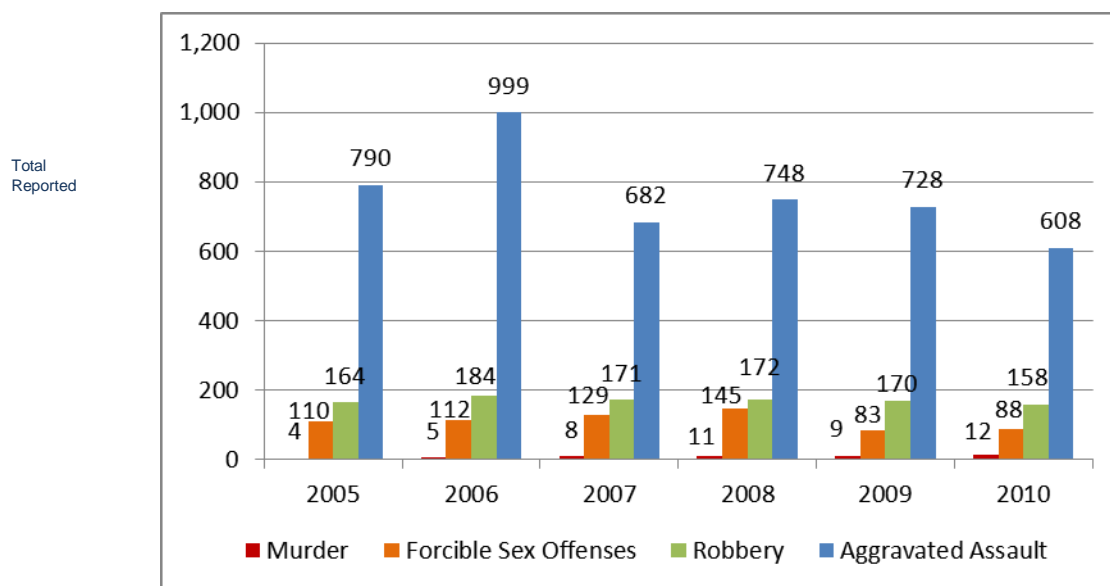
Source: Department of Children & Families, Agency for Persons with Disabilities Area 2A

## Crime

Over three-quarters (87%) of the domestic violence offenses in 2010 were associated with simple assaults as reported by the Florida Department of Law Enforcement. There were a total of 1,472 reported domestic violence offenses in 2010 (the most current data available).

The total reported murders in Bay County has increased from four in 2005 to 12 in 2012, while the total reported robberies and aggravated assaults has declined during the same time period. Aggravated assaults accounted for 70% of the total reported violent crimes in 2010. Figure 28 displays the total reported violent crimes for 2005 to 2010.

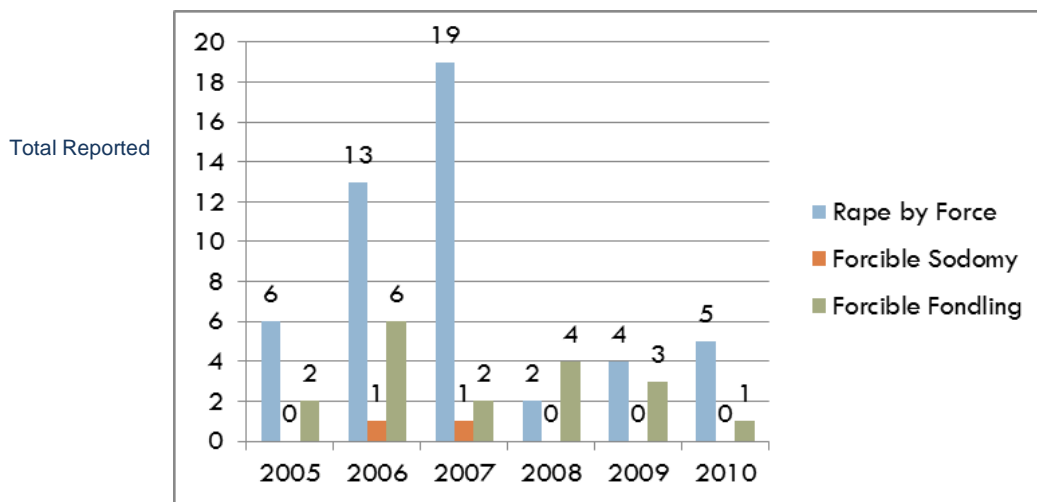
Figure 28: Total Reported Violent Index Crimes, 2005-2010



Source: Florida Department of Law Enforcement

The total reported forcible sex offenses (Domestic Violence Related) in Bay County have shown a downward trend since 2005, according to Florida Department of Law Enforcement statistics. Rape by force, forcible sodomy, and forcible fondling decreased from 2007 to 2010. There were 20 total forcible sex offenses in 2006, as compared to six in 2010. No attempted rapes have been reported in Bay County since 2004. Figure 29 displays the reported sex offenses from 2005 to 2010.

Figure 29: Total Reported Forcible Sex Offenses - Domestic Violence Related, 2005-2010



Source: Florida Department of Law Enforcement

Overall, property crimes have increased from 2005 to 2010, with larceny accounting for nearly three-quarters (73.6%) of the total property crimes in 2010. Motor vehicle thefts peaked in 2007, and have had a downward trend through 2010 (the most current data available). Table 30 below summarizes the property crimes by offense for 2005 to 2010.

Table 30: Total Reported Property Index Crimes by Offense, 2005-2010

Year	Burglary	Larceny	Motor Vehicle Theft	Total Property Index Crime
2005	1,373	5,001	380	6,754
2006	1,386	4,720	379	6,485
2007	1,569	4,870	400	6,839
2008	1,615	4,747	363	6,725
2009	1,725	5,108	331	7,164
2010	1,646	5,566	342	7,554

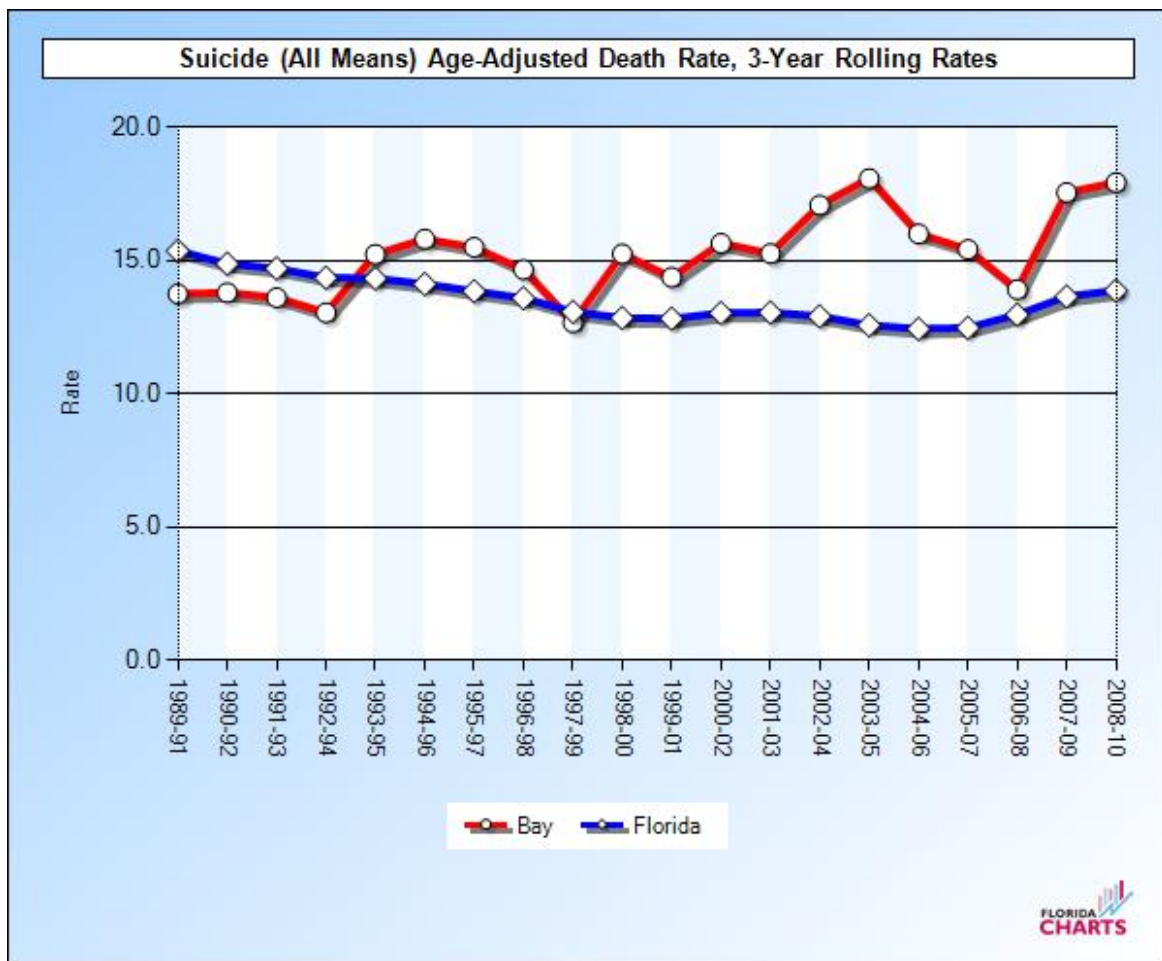
Source: Florida Department of Law Enforcement

## Suicide

Bay County has had a higher suicide rate than Florida since the 1992 to 1994 reporting period. In 2008 to 2010 there were 97 suicides in Bay County for a rate of 17.9 per 100,000 people compared to a state rate of 13.9. Over half (55.6%) of the total suicides were the result of firearm discharge in 2008 to 2010. Males accounted for 83% of the suicides by firearm discharge. Figure 30 on the following page illustrates the comparison of Bay County/Florida suicide rates for 1989 to 2010.



Figure 30: Suicide, Age-Adjusted Death Rates 1989-2010



## **BAY COUNTY HEALTH PROFILE 2012 - NEXT STEPS**

The data from this report was reviewed by the Bay Community Health Task Force, along with Community Health Needs Assessment Report and the Forces of Change Report, during the Community Health Improvement Plan workshops. These three documents were used to prioritize health issues, identify Bay County strengths, weaknesses, opportunities, and threats (SWOT), and develop an action plan that addresses the top health issues and provides guidance for measuring impact.

The Bay County Health Profile provides a “snapshot in time” of the demographics, employment, health status, and health resource availability of Bay County, Florida and supports a proactive approach for protecting public health. By emphasizing community partnerships to impact health outcomes, the information in this report can be used to build a collaborative effort towards those health issues which impact Bay County residents. The Bay Community Health Task Force is committed to achieving greater health impact by forming critical partnerships and alliances, and eliminating health disparities.



## Appendix 1: Mental Health Definitions



**Excerpted from: Chapter 5 MH Performance Outcome Measures Data Set (pages 2-3)  
Version 10.2 5 - 3 Effective August 1, 2011**

A copy of this chapter can be found on the Department web site at the following URL:  
[http://www.dcf.state.fl.us/programs/samh/pubs\\_reports.shtml](http://www.dcf.state.fl.us/programs/samh/pubs_reports.shtml)

**A client who is SED (Population Code, 12) must:**

Be 17 years old or less and meet **ONE or ALL** of the following criteria:

- Have a Mental Health Diagnosis ICD9 Code beginning with 295, 296, 298, or 301

**OR**

- Receive income due to psychiatric disability, SSI, SSDI, etc.

**OR**

- CGAS is less than 51 AND the first digits of the client's Primary ICD9 code **DO NOT START WITH** any of the following: 291, 292, 295, 296, 298, 301, 303, 304, 305, 317, 318, 319, 888, 999 or V

**A client who is ED (Population Code, 13) must:**

- Not be SED
- Be 17 years old or less
- Have a Primary ICD9 code that **DOES NOT START WITH** 291, 292, 295, 296, 298, 301, 303, 304, 305, 317, 318, 319, 888, 999 or V

**The following Mental Health populations are for Adults and require the client's age be 18 or greater PLUS the population specific criteria.**

**A client who is FORENSIC (06) must:**

- Have a Dependency/Criminal Status= 16 through 19 or 21 through 26

**A client who is counted as Adult with Serious & Acute Episodes of Mental Illness (17):**

Not qualify as Forensic or SPMI **AND**

The person meets the criteria for a Baker Act receiving facility

**A client who is counted as an Adult with Mental Health Problems (18):**

Not qualify as Forensic, SPMI or Serious & Acute Episodes of Mental Illness **AND**

MH Problem = 1, 2 or 3 indicating the client shows evidence of stress and Mental Health Problems **OR**

MH Diagnosis begins with = V

**A client who is counted as Severe/Persistent Mental Illness (07):**

Not qualify as Forensic **AND**

**One** of the following conditions is true:

1. Have the first 3 digits of their **Mental Health diagnosis** ICD9 code be between 295 and 299

**OR**

2. The first 3 digits of the client's **Mental Health diagnosis** ICD9 code **do not start** with 291, 292, 295, 296, 297, 298, 299, 303, 304, 305, 317, 318, 319, 888, 999, or V **and** one of the following is true:

a. **Prognosis = 1** indicating that the person has or will need to receive services for the current MH problem for at least 12 months **OR**

b. **Disability Income = 1** indicating that the person receives income due to psychiatric disability, (SSI, SSDI, Veterans, etc.) **OR**

c. **ADL Functioning = 1** indicating that the person demonstrates an inability to perform independently in Activities of Daily Living



**Bay County**  
**Alignment Document between Community Health Improvement Plan**  
**and State and National Priorities**

<b>Health Issue 1: Obesity and Diabetes</b>				
<b>Bay County Community Health Improvement Plan</b>	<b>Florida Department of Health in Bay County Strategic Plan</b>	<b>State Health Improvement Plan</b>	<b>National Prevention Strategy</b>	<b>Healthy People 2020</b>
<p><b>Goal 1: Address rising rates of obesity and health related issues.</b>  Strategy 1 – Establish committee to guide community activities in obesity and diabetes awareness.</p> <p>Lead Entity: Community Health Task Force</p>	<p><b>Improve Community Health:</b> Promote Healthy Living</p> <p><b>Promote Public Health Awareness:</b> Community Involvement</p>	<p><b>Strategy CD2.1:</b>  Collaborate with partner agencies and organizations to implement initiatives that promote healthy behaviors.</p>	<p><b>Elimination of Health Disparities:</b>  1. Ensure a strategic focus on communities at greatest risk.</p> <p><b>Empowered People:</b>  3. Engage and empower people and communities to plan and implement prevention policies and programs.</p>	<p><b>Diabetes:</b> Reduce the disease and economic burden of diabetes mellitus and improve the quality of life for all persons who have, or are at risk for diabetes mellitus.</p> <p><b>ECBP:</b> Increase the quality, availability, and effectiveness of educational and community-based programs designed to prevent disease and injury, improve health, and enhance quality of life.</p>
<p><b>Goal 2: Raise awareness of obesity, pre-diabetic risk factors and diabetes in Bay County.</b>  Strategy 1 – Inform and educate professional community.  Strategy 2 – Educate people diagnosed as pre-diabetic to prevent progression to diabetes.</p> <p>Lead Entities: Diabetes Action Team; Florida Department of Health in Bay County; Bay Medical Center/Sacred Heart Hospital; Gulf Coast State College</p>	<p><b>Improve Community Health:</b> Promote Healthy Living</p>	<p><b>Goal CD 3:</b>  Reduce chronic disease morbidity and mortality.</p>	<p><b>Empowered People:</b>  1. Provide people with tools and information to make healthy choices.</p> <p><b>Clinical and Community Preventive Services:</b>  4. Support implementation of community-based preventive services and enhance linkages with clinical care.  5. Reduce barriers to accessing clinical and community preventive services, especially among populations at greatest risk.</p> <p><b>Healthy Eating Priority:</b>  4. Help people recognize and make healthy food and beverage choices.</p>	<p><b>Diabetes:</b> Reduce the disease and economic burden of diabetes mellitus and improve the quality of life for all persons who have, or are at risk for diabetes mellitus.</p> <p><b>NWS:</b> Promote health and reduce chronic disease risk through consumption of healthful diets and achievement and maintenance of healthy body weights.</p>



## Health Issue 2: Access to Healthcare

Bay County Community Health Improvement Plan	Florida Department of Health in Bay County Strategic Plan	State Health Improvement Plan	National Prevention Strategy	Healthy People 2020
<p><b>Goal 1: Decrease barriers to healthcare in Bay County.</b>  Strategy 1 – Increase access to care:</p> <ul style="list-style-type: none"> <li>- Establish single-point of eligibility</li> <li>- Implement 211 information system</li> <li>- Advocacy campaign for healthcare issues</li> </ul> <p>Lead Entities: Community Health Task Force Access to Healthcare Action Team.</p>	<p><b>Improve Community Health:</b> Promote Healthy Living  Assure Access to Healthcare</p>	<p><b>Goal AC1:</b>  Regularly assess health care assets and service needs.  <b>Strategy AC2.2:</b>  Address health care service barriers for service providers and care recipients.  <b>Goal HI4:</b>  Promote an efficient and effective public health system through performance management and collaboration among system partners.  <b>Strategy CR1.3:</b>  Maximize effective and efficient means of collecting and sharing data that is common to multiple assessment processes.</p>	<p><b>Clinical and Community Preventive Services:</b>  5. Reduce barriers to accessing clinical and community preventive services, especially among populations at greatest risk.  <b>Elimination of Health Disparities:</b>  2. Reduce disparities in access to quality health care.  5. Standardize and collect data to better identify and address disparities.  <b>Healthy and Safe Community Environments:</b>  6. Expand and increase access to information technology and integrated data systems to promote cross-sector information exchange.  <b>Empowered People:</b>  1. Provide people with tools and information to make healthy choices.</p>	<p><b>AHS:</b> Improve access to comprehensive, quality health care services.  <b>HC/HIT:</b> Use health communication strategies and health information technology to improve population health outcomes and health care quality, and to achieve health equity.</p>

### ***Health Issue 3: Healthy Lifestyles Education***

<b>Bay County Community Health Improvement Plan</b>	<b>Florida Department of Health in Bay County Strategic Plan</b>	<b>State Health Improvement Plan</b>	<b>National Prevention Strategy</b>	<b>Healthy People 2020</b>
<p><b>Goal 1: Increase awareness of healthy lifestyles in Bay County youth under the age of 12.</b>  Strategy 1 – Create educational resources for youth programs.  Strategy 2 – Market health education tool kit.</p> <p>Lead Entities: Florida Department of Health in Bay County; Bay County Extension Office/University of Florida IFAS</p>	<p><b>Improve Community Health:</b> Promote Healthy Living</p>	<p><b>Goal CD2:</b> Increase access to resources that promote healthy behaviors.  <b>Strategy CD2.1:</b> Collaborate with partner agencies and organizations to implement initiatives that promote healthy behaviors.</p>	<p><b>Empowered People:</b>  1. Provide people with tools and information to make healthy choices.  2. Promote positive social interactions and support healthy decision making.</p>	<p><b>ECBP:</b> Increase the quality, availability, and effectiveness of educational and community-based programs designed to prevent disease and injury, improve health, and enhance quality of life.</p>
<p><b>Goal 2: Increase awareness of healthy lifestyles in Bay County adults.</b>  Strategy 1 – Develop educational resources for adult programs.</p> <p>Lead Entities: Florida Department of Health in Bay County; Bay County Extension Office/University of Florida IFAS</p>	<p><b>Improve Community Health:</b> Promote Healthy Living</p>	<p><b>Goal CD2:</b> Increase access to resources that promote healthy behaviors.  <b>Strategy CD2.1:</b> Collaborate with partner agencies and organizations to implement initiatives that promote healthy behaviors.</p>	<p><b>Empowered People:</b>  1. Provide people with tools and information to make healthy choices.  2. Promote positive social interactions and support healthy decision making.</p>	<p><b>ECBP:</b> Increase the quality, availability, and effectiveness of educational and community-based programs designed to prevent disease and injury, improve health, and enhance quality of life.</p>