

March 2022

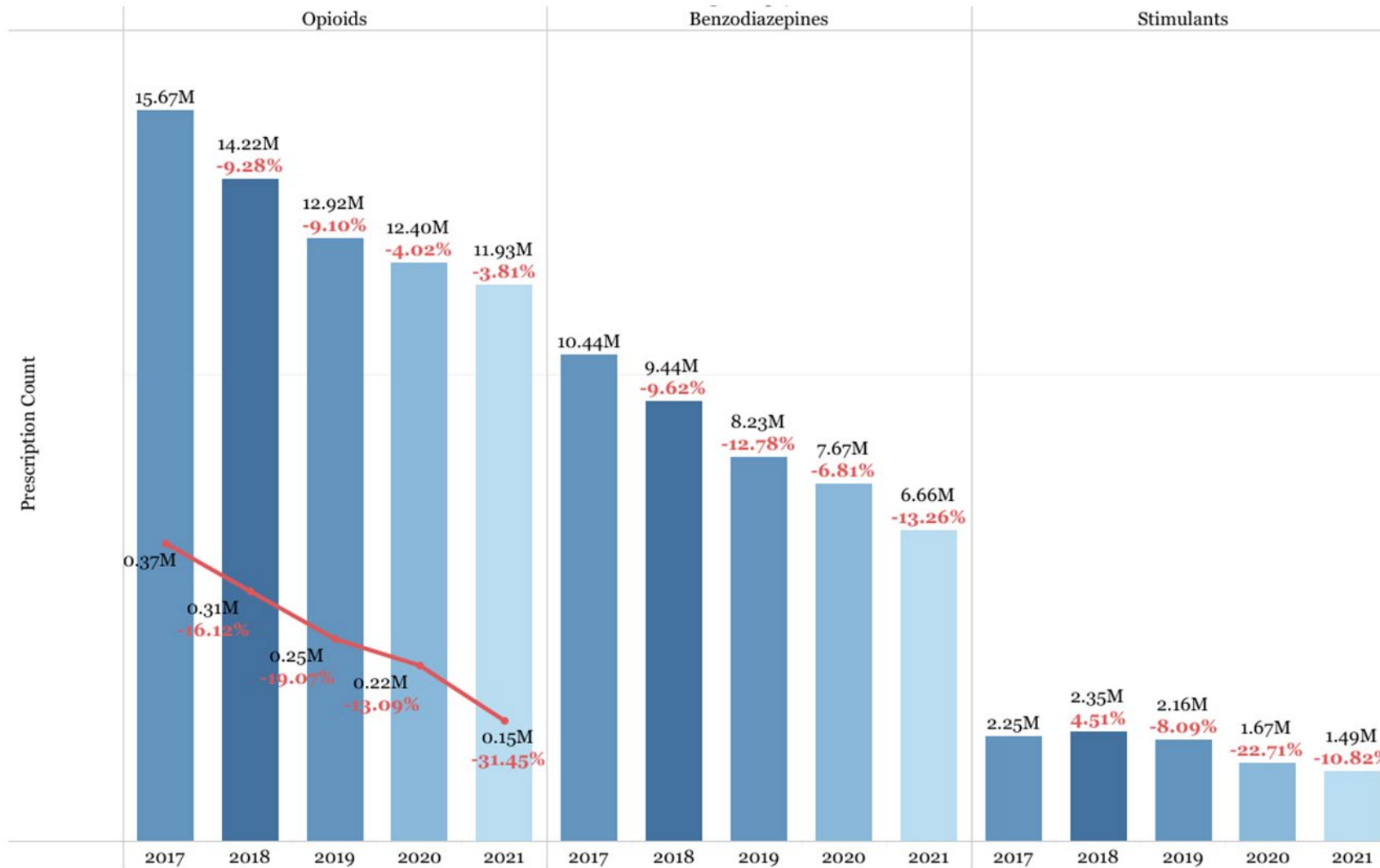


Florida Prescription Drug Monitoring Program (PDMP) Monthly Report

This data were obtained through the Florida Prescription Drug Monitoring Program (PDMP) known as E-FORCSE. PDMPs gather information on controlled substance dispensations and use. For more information, click [here](#).

Prescriptions by Drug Type & Year, Florida, 2017 - 2021

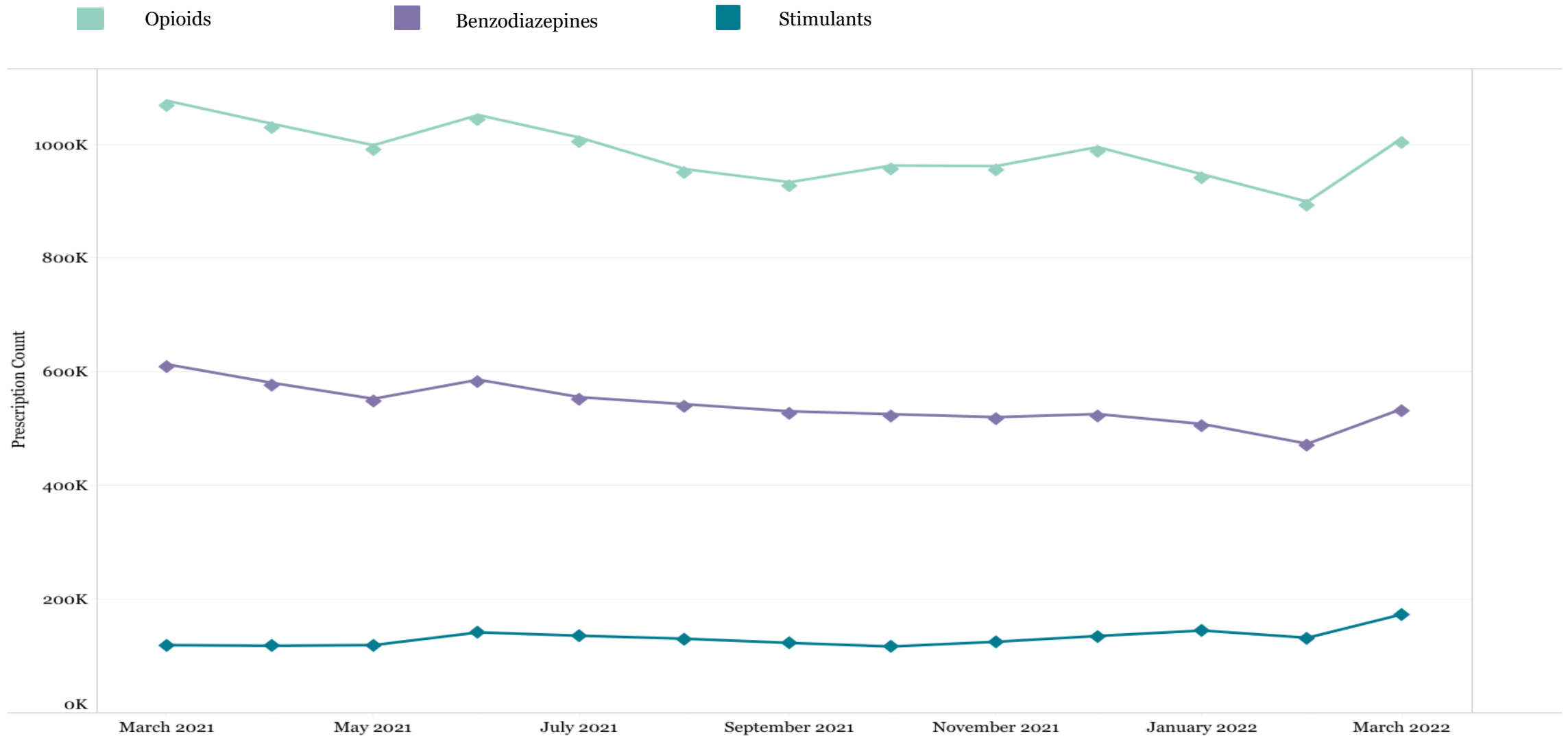
Florida, 2017 - 2021



- The red line represents the number of fentanyl prescriptions.
- The percentages indicated the percent change from the previous year.

Prescriptions by Drug Type & Month

Florida, 2021 - 2022



Indicators by Month

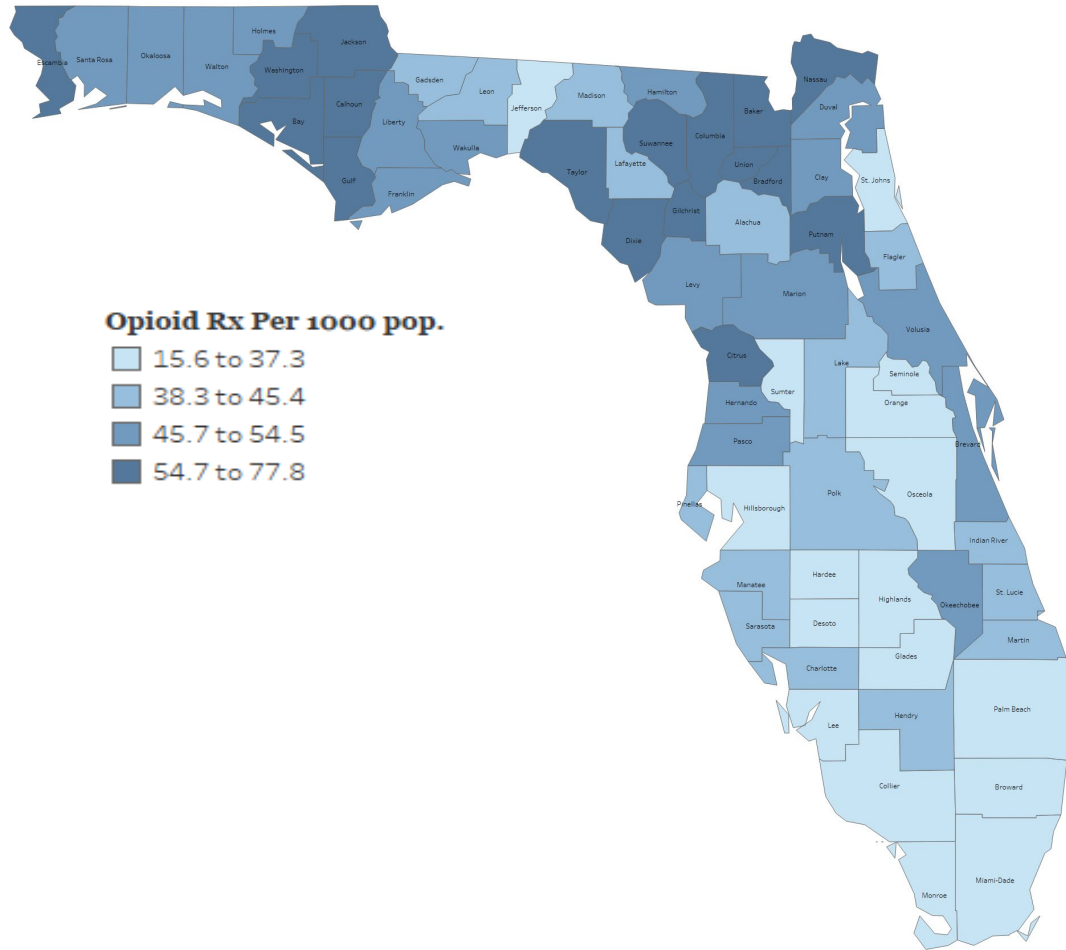
Florida, 2021 - 2022

Indicator Description	Mar 2021	Apr 2021	May 2021	Jun 2021	Jul 2021	Aug 2021	Sep 2021	Oct 2021	Nov 2021	Dec 2021	Jan 2022	Feb 2022	Mar 2022
# Opioid Prescriptions	1,076,617	1,036,249	998,407	1,051,551	1,011,750	956,488	933,344	962,773	961,740	995,262	947,098	899,110	1,011,088
# Benzodiazepine Prescriptions	613,064	580,534	552,482	586,013	555,294	542,962	530,418	525,403	520,230	525,605	508,095	473,411	534,897
# Stimulant Prescriptions	119,126	118,134	119,186	141,617	135,734	130,492	123,069	116,807	125,068	135,274	144,885	132,104	173,457
# Opioid Patients	813,847	799,357	783,567	807,786	777,290	744,053	727,376	753,968	749,901	762,313	740,428	718,128	775,176
# Benzodiazepine Patients	538,535	518,495	498,766	518,989	493,764	485,561	475,492	473,826	468,244	469,957	460,336	435,111	479,016
# Stimulant Patients	107,750	108,212	110,339	128,954	123,832	119,829	113,171	107,716	115,411	123,224	133,234	122,264	156,500
# Registered Users	141,454	142,457	143,440	144,982	146,646	148,188	150,008	151,371	152,506	153,618	154,773	155,831	156,990
# Patient Inquiries	3,965,497	3,753,975	3,498,643	3,692,225	3,741,206	3,954,687	3,937,059	3,958,945	3,932,841	3,924,170	3,944,784	3,779,834	4,414,373

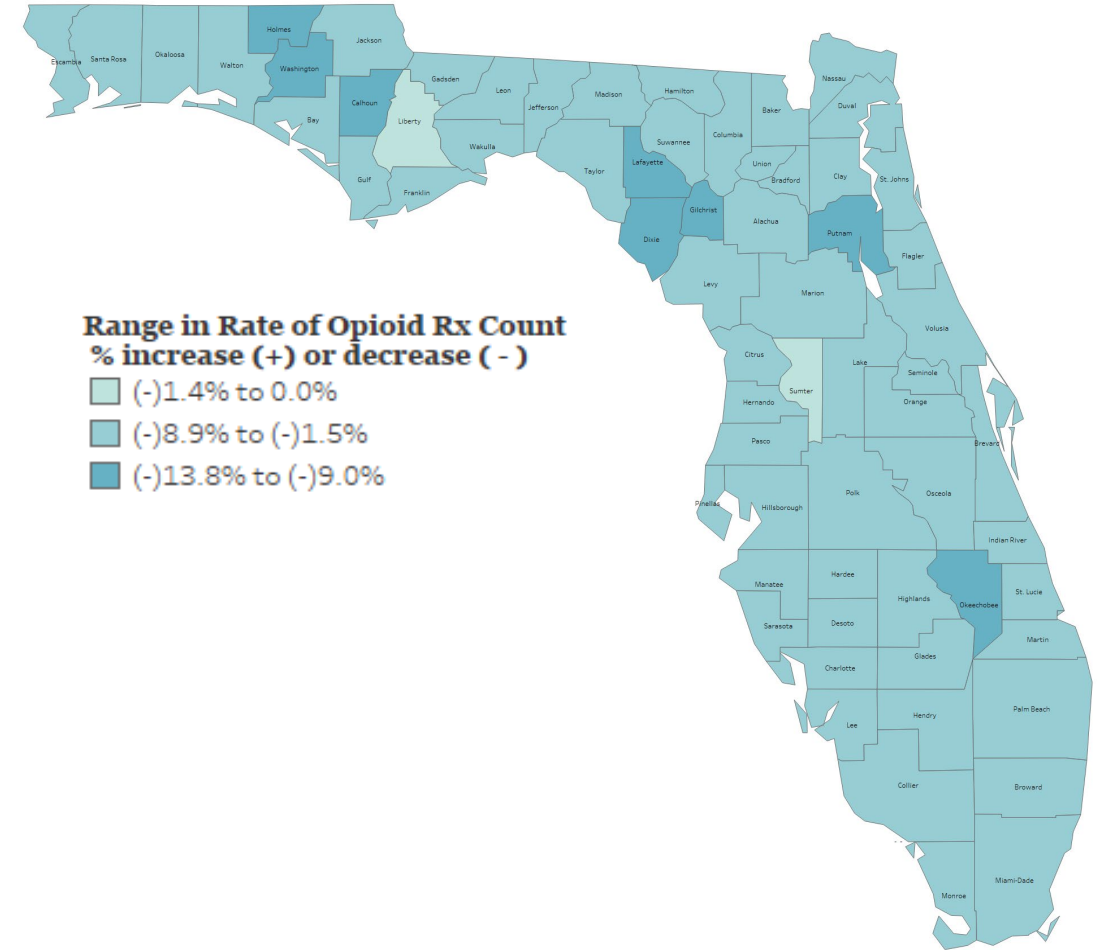
Opioid Prescription Rate & Percent Change by County

Florida, March 2022

**Age-Adjusted Opioid Prescription Rate by County, Florida
March, 2022**

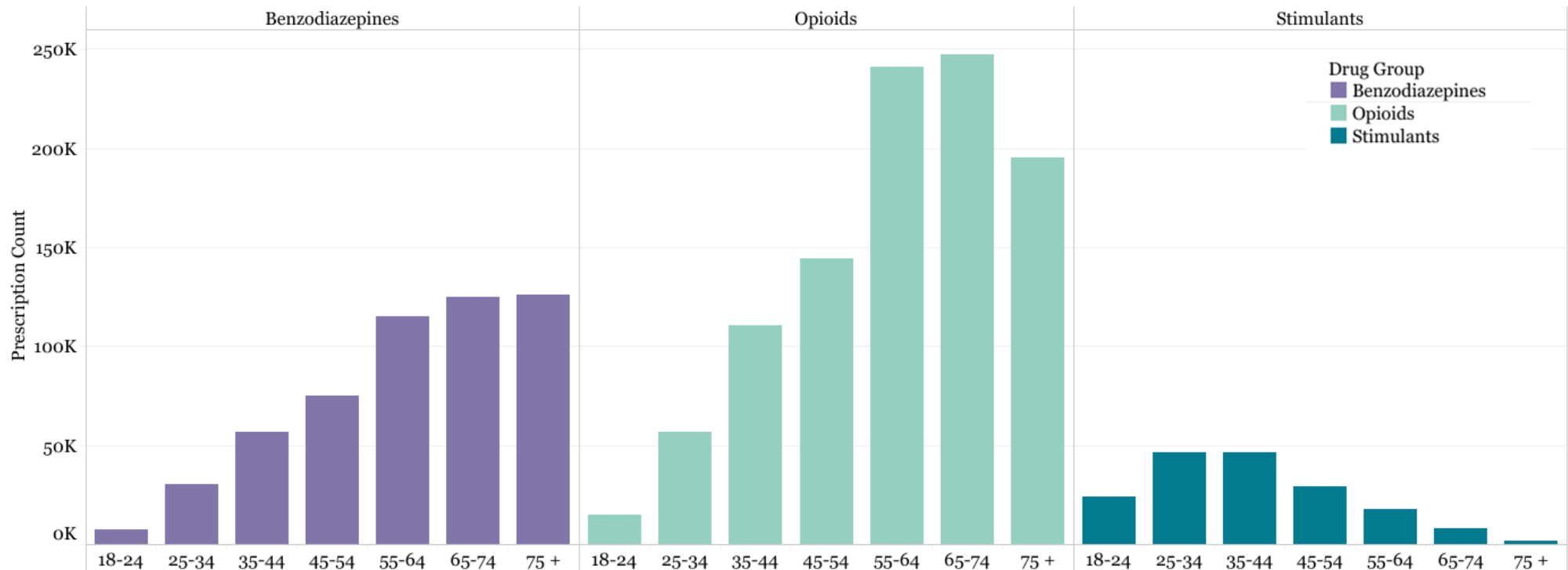
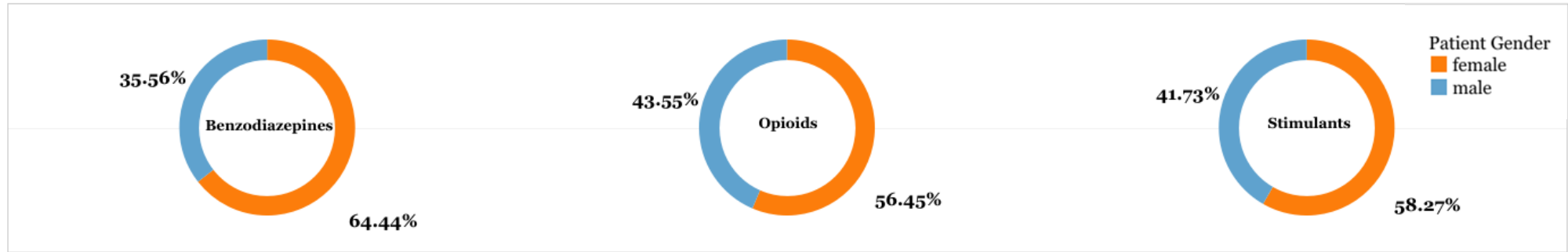


**Percent Change in Opioid Prescription Count by County, Florida
Jan-Mar 2022 vs Jan-Mar 2021**



Opioid, Benzodiazepine & Stimulant Prescriptions by Sex and Age Group

Florida, March 2022




Days' Supply Prescriptions by Month of 2021 and 2022

Florida, 2021 - 2022

Drug group	MAR 2021	APR 2021	MAY 2021	JUN 2021	JUL 2021	AUG 2021	SEP 2021	OCT 2021	NOV 2021	DEC 2021	JAN 2022	FEB 2022	MAR 2022
Zolpidem	36.17	36.42	36.56	36.46	36.16	36.34	36.53	36.68	37.05	37.00	37.09	36.88	36.77
Stimulants	31.12	31.01	30.94	30.95	30.81	31.03	30.93	30.97	30.93	31.03	30.88	30.75	30.79
Anxiolytic/Sedative	30.49	30.82	30.87	30.65	30.69	30.79	30.60	30.52	30.56	30.79	30.44	30.27	30.18
Muscle Relaxant	27.91	29.10	28.53	28.84	28.98	29.16	30.79	30.75	30.36	31.70	29.84	29.86	29.08
Benzodiazepines	28.72	28.71	28.72	28.66	28.69	28.79	28.75	28.80	28.85	29.04	28.89	28.72	28.83
Opioids	19.10	19.02	18.99	18.98	19.13	19.40	19.33	19.07	19.10	19.26	19.18	19.06	18.98
Buprenorphine	16.36	17.40	16.28	16.67	16.08	16.82	16.98	18.60	18.21	18.39	17.70	18.75	20.62

Days' Supply per Rx



Opioids Include:

acetaminophen with codeine phosphate, acetaminophen/caffeine/dihydrocodeine bitartrate, acetaminophen/codeine phosphate, acetaminophen/hydrocodone bitartrate, acetaminophen/hydrocodone bitartrate, acetaminophen/oxycodone HCl, acetaminophen/oxycodone HCl, acetaminophen/tramadol HCl, aspirin/caffeine/dihydrocodeine bitartrate, buprenorphine, buprenorphine HCl, buprenorphine HCl/naloxone HCl, buprenorphine HCl, butalbital/acetaminophen/caffeine/codeine phosphate, butorphanol tartrate, carisoprodol/aspirin/codeine phosphate, codeine phosphate/butalbital/aspirin/caffeine, codeine sulfate, fentanyl, fentanyl citrate, hydrocodone bitartrate, hydrocodone bitartrate/acetaminophen, hydrocodone/ibuprofen, hydromorphone HCl, ibuprofen/oxycodone HCl, levorphanol tartrate, meperidine HCl, methadone HCl, morphine sulfate, morphine sulfate/naltrexone HCl, opium/belladonna alkaloids, oxycodone HCl, oxycodone HCl/acetaminophen, oxycodone HCl/aspirin, oxycodone HCl/oxycodone terephthalate/aspirin, oxycodone HCl, oxycodone myristate, oxymorphone HCl, pentazocine HCl/naloxone HCl, tapentadol HCl, tramadol HCl, tramadol HCl/acetaminophen, tramadol HCl.

Notes:

1. Data extraction date - 4/12/2022
2. Report includes patients living in Florida and whose age is ≥ 18
3. Controlled substance drug schedule was set to II-V
4. Population data is based on census data from www.census.gov
5. Data from earlier years may have changed due to retrospective registration

Benzodiazepines Include:

alprazolam, amitriptyline HCl/chlordiazepoxide, chlordiazepoxide HCl, chlordiazepoxide/clidinium bromide, clobazam, clonazepam, clonazepam, clorazepate dipotassium, diazepam, estazolam, flurazepam HCl, lorazepam, oxazepam, quazepam, temazepam, triazolam.

Stimulants Include:

amphetamine, amphetamine sulfate, dexamethylphenidate HCl, dextroamphetamine sulf-saccharate/amphetamine sulf-aspartate, dextroamphetamine sulfate, lisdexamfetamine dimesylate, methylphenidate, methylphenidate HCl.