


February 2022



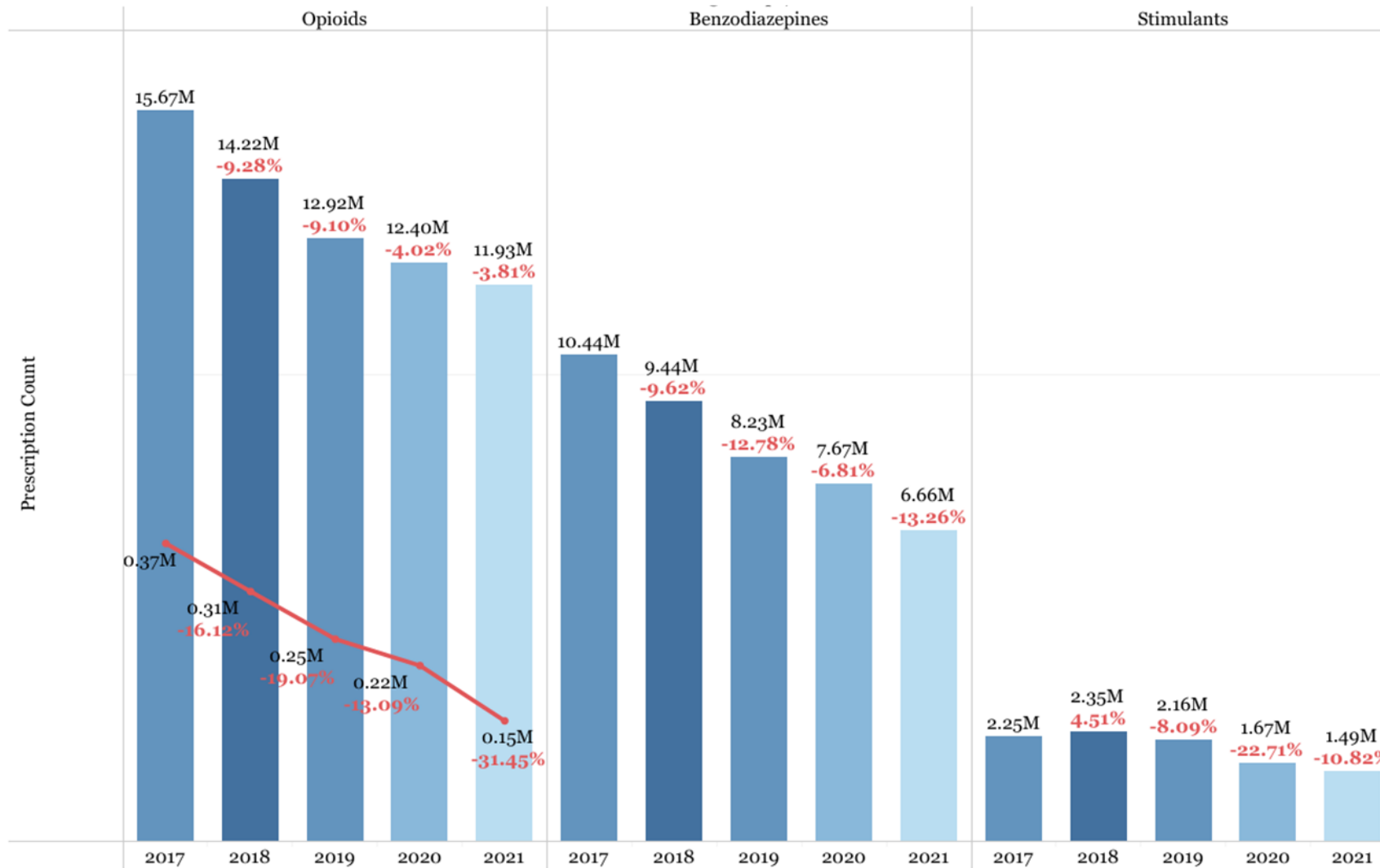
# Florida Prescription Drug Monitoring Program (PDMP) Monthly Report

---

This data were obtained through the Florida Prescription Drug Monitoring Program (PDMP) known as E-FORCSE. PDMPs gather information on controlled substance dispensations and use. For more information, click [here](#).

# Prescriptions by Drug Type & Year, Florida, 2017 - 2021

Florida, 2017 - 2021

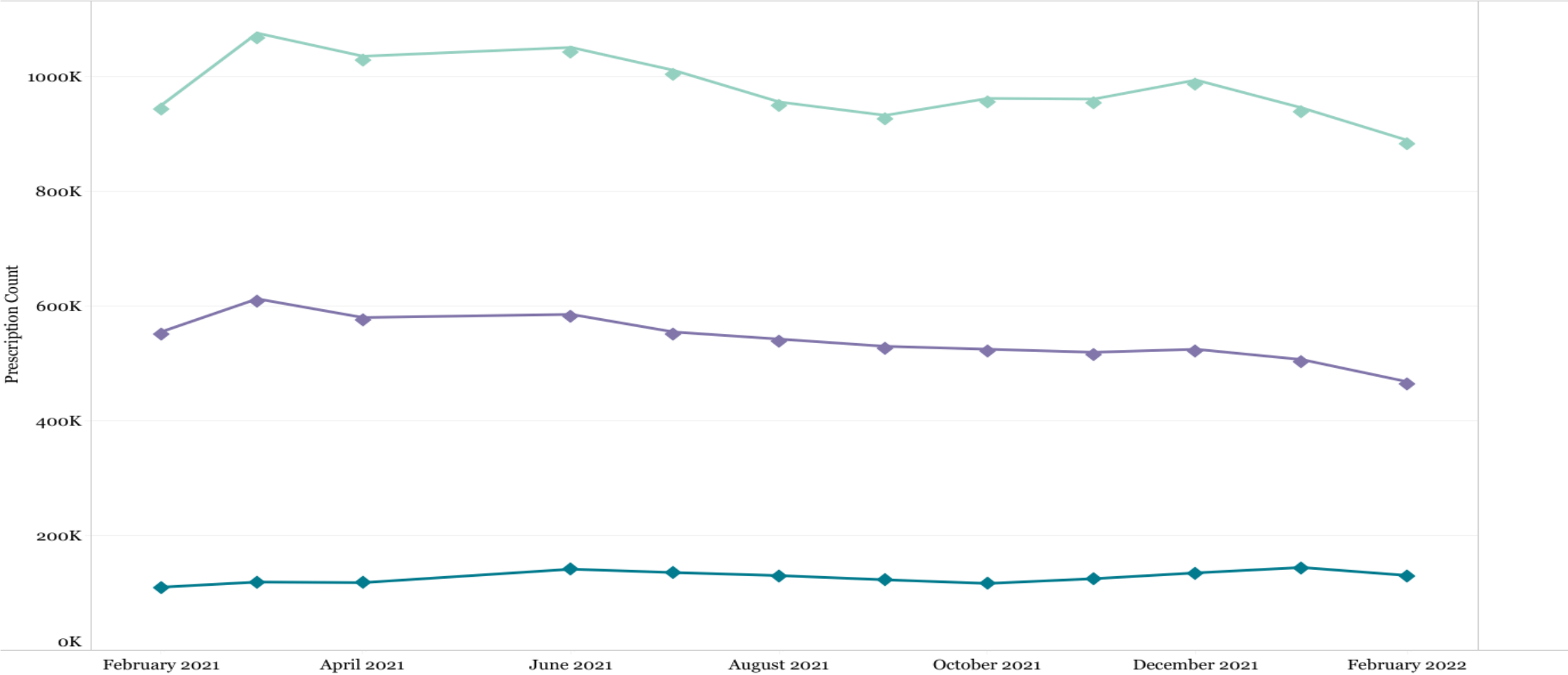


- The red line represents the number of fentanyl prescriptions.
- The percentages indicated the percent change from the previous year.

# Prescriptions by Drug Type & Month

Florida, 2021 - 2022

Opioids      Benzodiazepines      Stimulants



# Indicators by Month

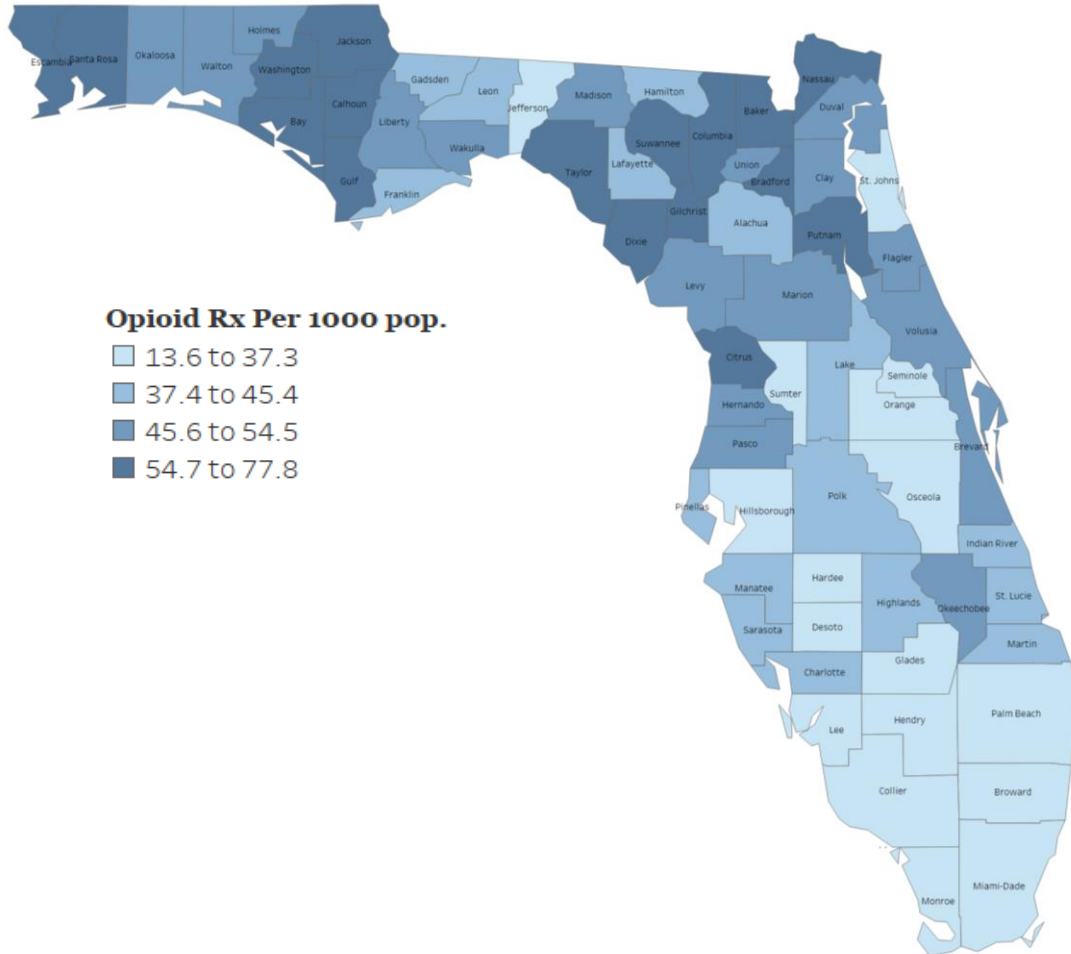
Florida, 2021 - 2022

Indicator Description	Feb 2021	Mar 2021	Apr 2021	May 2021	Jun 2021	Jul 2021	Aug 2021	Sep 2021	Oct 2021	Nov 2021	Dec 2021	Jan 2022	Feb 2022
# Opioid Prescriptions	950,911	1,076,217	1,035,922	998,126	1,051,262	1,011,402	956,085	932,794	962,254	961,113	994,163	945,502	883,055
# Benzodiazepine Prescriptions	555,603	612,849	580,328	552,314	585,754	555,103	542,642	529,990	524,958	519,639	524,745	506,708	463,315
# Stimulant Prescriptions	110,133	119,053	118,048	119,084	141,523	135,589	130,290	122,907	116,588	124,810	134,976	144,400	128,833
# Opioid Patients	750,870	813,508	799,072	783,286	807,542	776,966	743,724	726,962	753,506	749,374	761,492	739,283	707,289
# Benzodiazepine Patients	505,768	538,321	518,304	498,606	518,771	493,573	485,284	475,086	473,420	467,748	469,239	459,194	426,464
# Stimulant Patients	102,809	107,687	108,125	110,247	128,858	123,685	119,639	113,017	107,508	115,164	122,960	132,790	119,326
# Registered Users	140,301	141,456	142,459	143,442	144,984	146,648	148,190	150,010	151,373	152,509	153,621	154,776	155,834
# Patient Inquiries	3,529,183	3,965,455	3,753,831	3,498,551	3,692,251	3,741,504	3,955,065	3,937,499	3,959,224	3,933,211	3,924,737	3,945,170	3,780,515

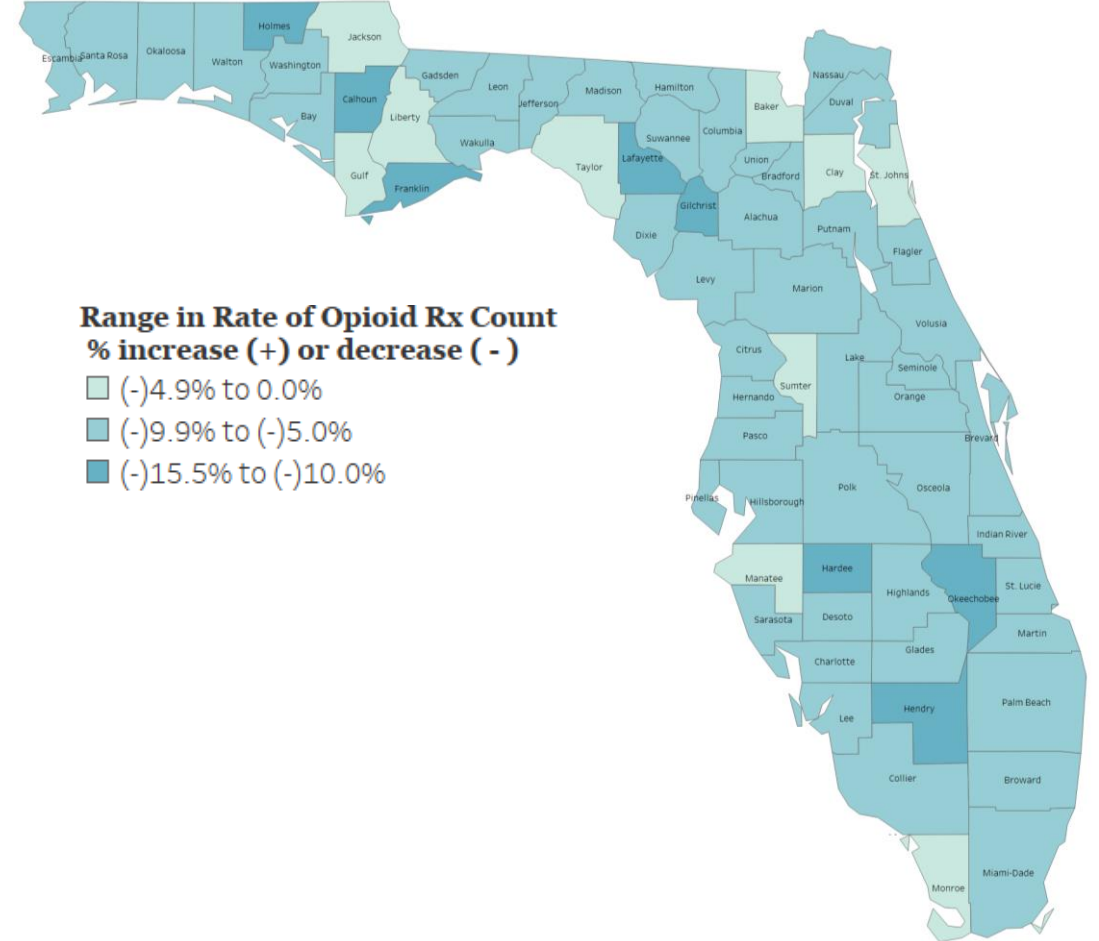
# Opioid Prescription Rate & Percent Change by County

Florida, February 2022

### Age-Adjusted Opioid Prescription Rate by County, Florida February, 2022

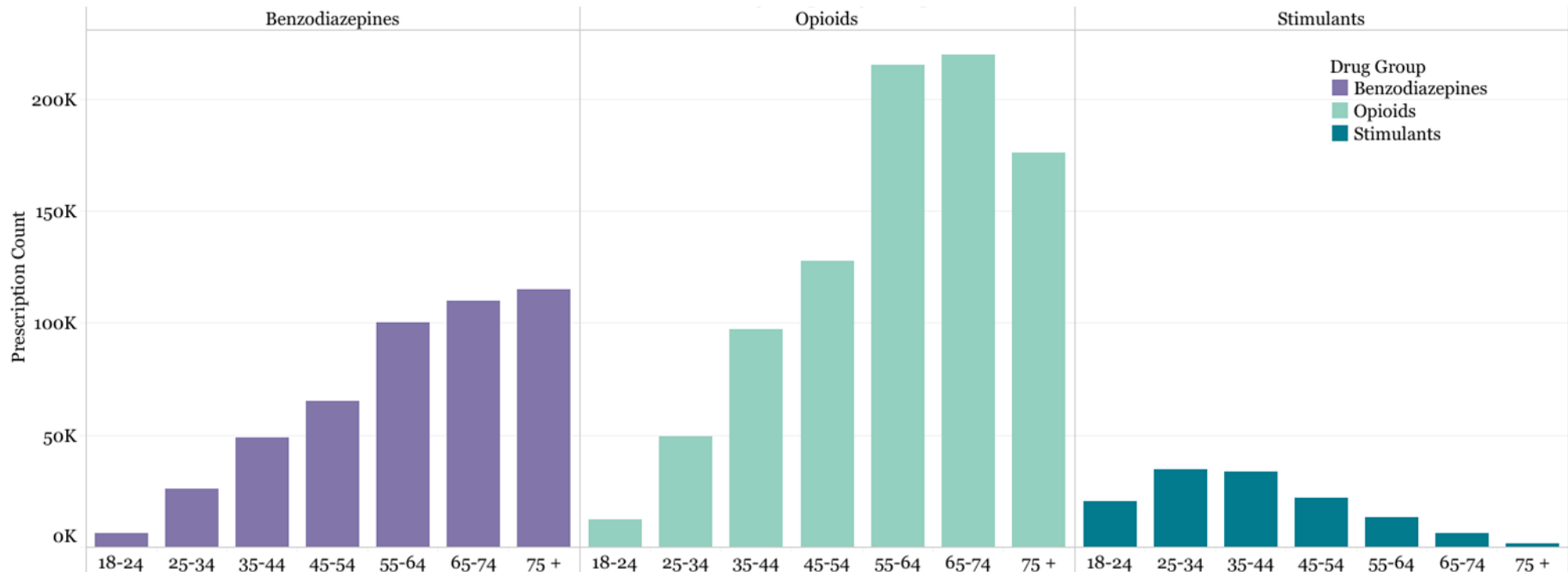
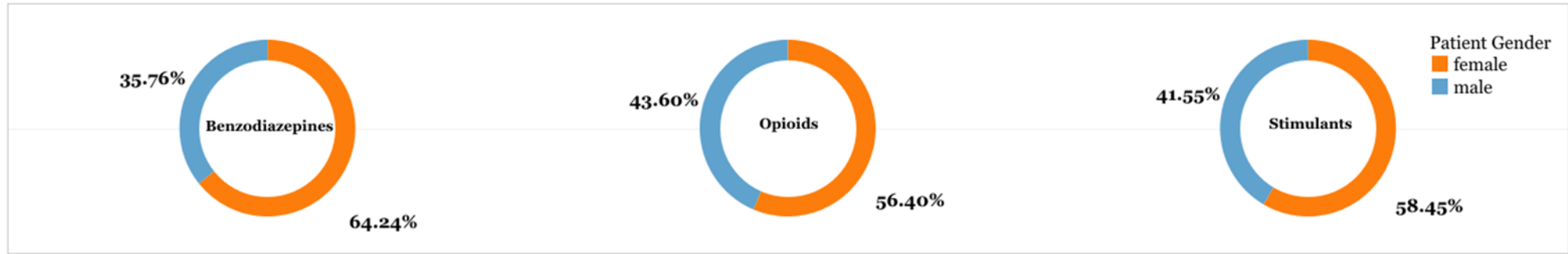


### Percent Change in Opioid Prescription Count by County, Florida Dec 2021-Feb 2022 vs Dec 2020-Feb 2021



# Opioid, Benzodiazepine & Stimulant Prescriptions by Sex and Age Group

Florida, February 2022




# Days' Supply Prescriptions by Month of 2021 and 2022

Florida, 2021 - 2022

Drug group	FEB 2021	MAR 2021	APR 2021	MAY 2021	JUN 2021	JUL 2021	AUG 2021	SEP 2021	OCT 2021	NOV 2021	DEC 2021	JAN 2022	FEB 2022
Zolpidem	36.38	36.17	36.42	36.57	36.46	36.16	36.35	36.53	36.68	37.06	36.99	37.06	36.87
Stimulants	31.11	31.12	31.01	30.94	30.95	30.81	31.03	30.93	30.97	30.93	31.03	30.87	30.75
Anxiolytic/Sedative	30.34	30.49	30.81	30.87	30.65	30.69	30.80	30.61	30.52	30.56	30.80	30.43	30.29
Muscle Relaxant	27.34	27.91	29.10	28.53	28.84	28.98	29.16	30.77	30.75	30.36	31.70	29.84	29.86
Benzodiazepines	28.78	28.72	28.71	28.72	28.66	28.69	28.79	28.75	28.80	28.85	29.04	28.88	28.72
Opioids	19.13	19.10	19.02	18.99	18.98	19.13	19.40	19.33	19.07	19.10	19.26	19.18	19.06
Buprenorphine	16.96	16.36	17.40	16.28	16.67	16.08	16.82	16.98	18.57	18.22	18.41	17.70	18.73

Days' Supply per Rx



## Opioids Include:

acetaminophen with codeine phosphate, acetaminophen/caffeine/dihydrocodeine bitartrate, acetaminophen/codeine phosphate, acetaminophen/hydrocodone bitartrate, acetaminophen/hydrocodone bitartrate, acetaminophen/oxycodone HCl, acetaminophen/oxycodone HCl, acetaminophen/tramadol HCl, aspirin/caffeine/dihydrocodeine bitartrate, buprenorphine, buprenorphine HCl, buprenorphine HCl/naloxone HCl, buprenorphine HCl, butalbital/acetaminophen/caffeine/codeine phosphate, butorphanol tartrate, carisoprodol/aspirin/codeine phosphate, codeine phosphate/butalbital/aspirin/caffeine, codeine sulfate, fentanyl, fentanyl citrate, hydrocodone bitartrate, hydrocodone bitartrate/acetaminophen, hydrocodone/ibuprofen, hydromorphone HCl, ibuprofen/oxycodone HCl, levorphanol tartrate, meperidine HCl, methadone HCl, morphine sulfate, morphine sulfate/naltrexone HCl, opium/belladonna alkaloids, oxycodone HCl, oxycodone HCl/acetaminophen, oxycodone HCl/aspirin, oxycodone HCl/oxycodone terephthalate/aspirin, oxycodone HCl, oxycodone myristate, oxymorphone HCl, pentazocine HCl/naloxone HCl, tapentadol HCl, tramadol HCl, tramadol HCl/acetaminophen, tramadol HCl.

Patients who live in Florida and whose age is greater than or equal to 18 were included in this monthly report. Controlled substance drug schedule was set to II-V.

Data extraction date: 3/7/2022

## Benzodiazepines Include:

alprazolam, amitriptyline HCl/chlordiazepoxide, chlordiazepoxide HCl, chlordiazepoxide/clidinium bromide, clobazam, clonazepam, clonazepam, clorazepate dipotassium, diazepam, estazolam, flurazepam HCl, lorazepam, oxazepam, quazepam, temazepam, triazolam.

## Stimulants Include:

amphetamine, amphetamine sulfate, dexmethylphenidate HCl, dextroamphetamine sulf-saccharate/amphetamine sulf-aspartate, dextroamphetamine sulfate, lisdexamfetamine dimesylate, methylphenidate, methylphenidate HCl.