

May 2022

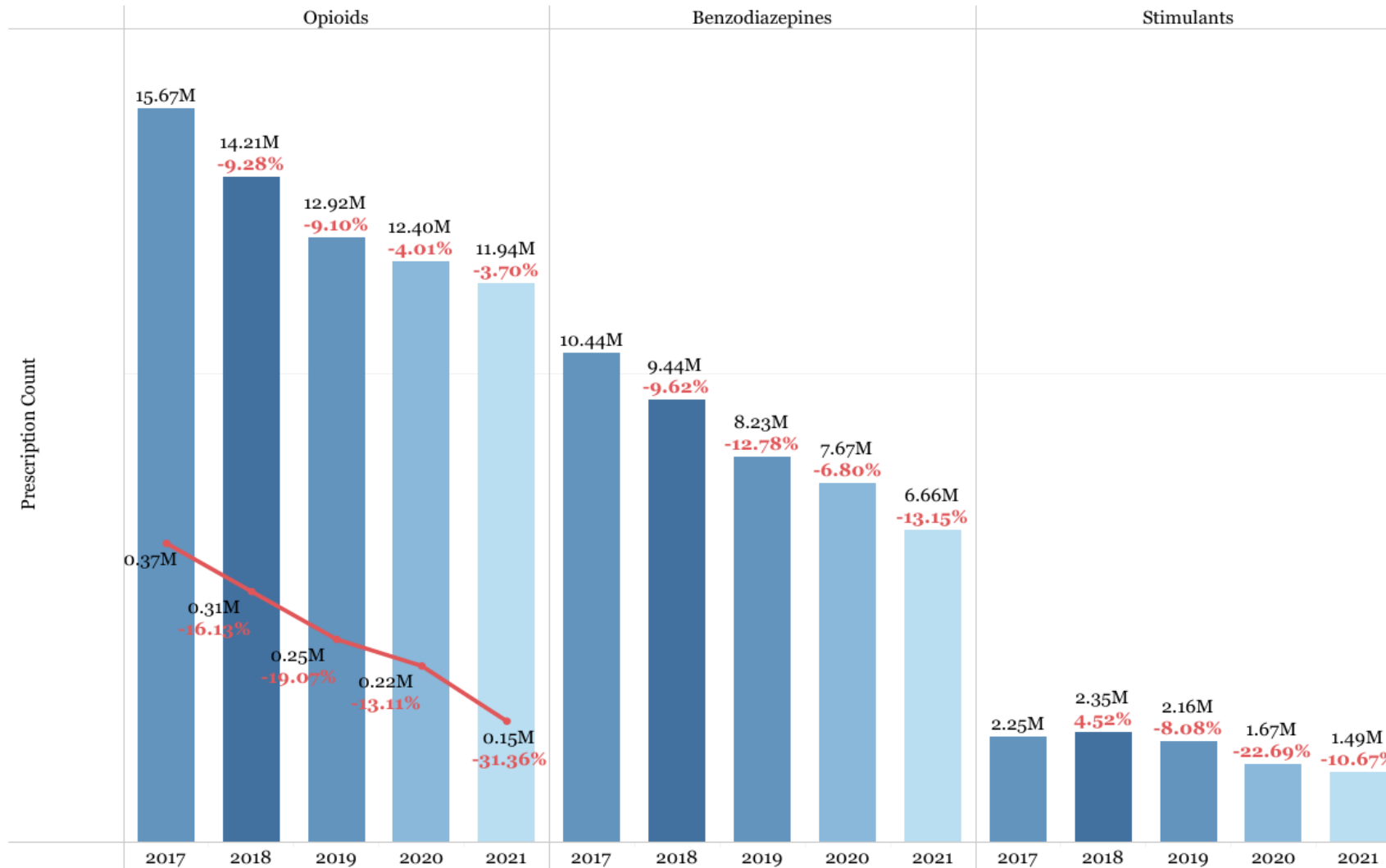


Florida Prescription Drug Monitoring Program (PDMP) Monthly Report

This data were obtained through the Florida Prescription Drug Monitoring Program (PDMP) known as E-FORCSE. PDMPs gather information on controlled substance dispensations and use. For more information, click [here](#).

Prescriptions by Drug Type & Year, Florida, 2017 - 2021

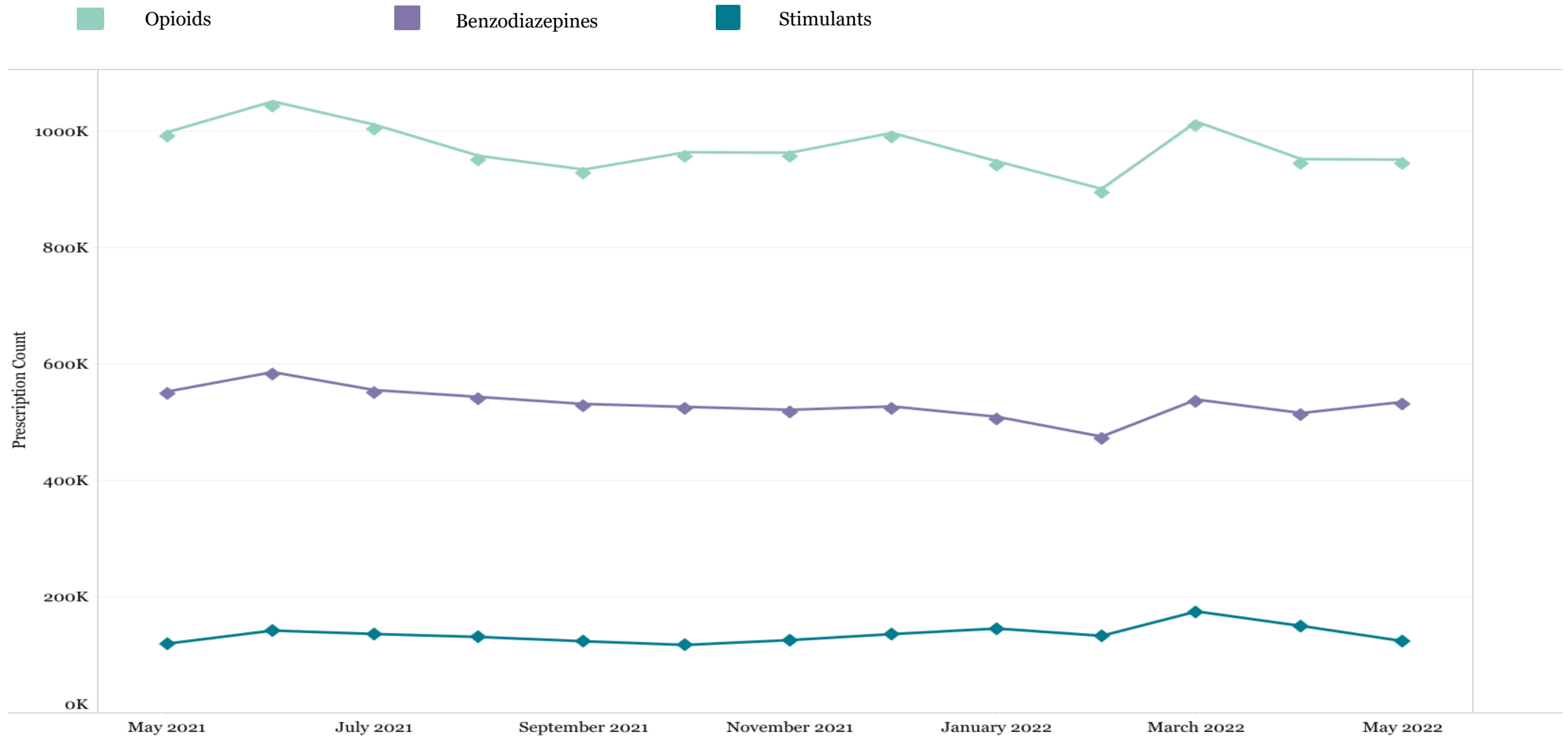
Florida, 2017 - 2021



- The red line represents the number of fentanyl prescriptions.
- The percentages indicated the percent change from the previous year.

Prescriptions by Drug Type & Month

Florida, 2021 - 2022



Indicators by Month

Florida, 2021 - 2022

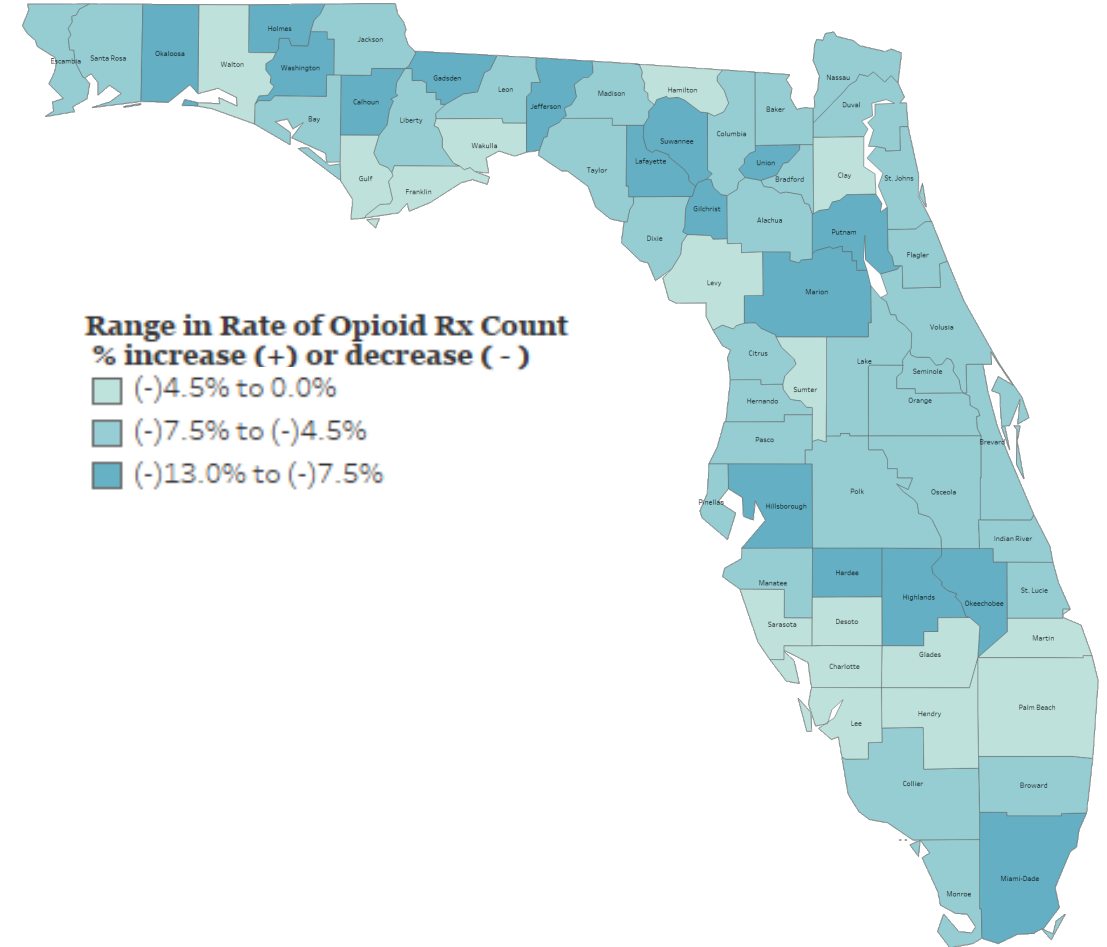
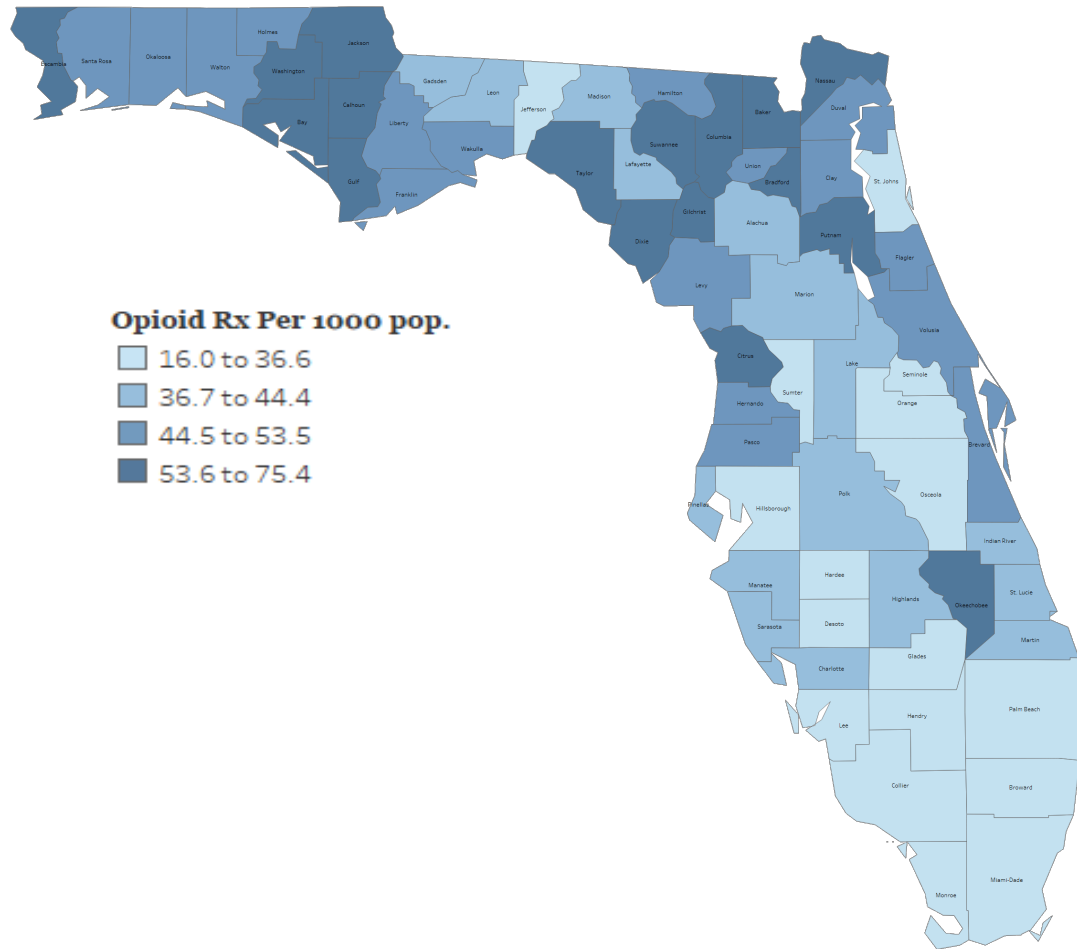
Indicator Description	May 2021	Jun 2021	Jul 2021	Aug 2021	Sep 2021	Oct 2021	Nov 2021	Dec 2021	Jan 2022	Feb 2022	Mar 2022	Apr 2022	May 2022
# Opioid Prescriptions	999,010	1,051,650	1,011,760	957,897	934,533	964,234	963,412	997,624	948,769	901,275	1,016,738	952,372	951,523
# Benzodiazepine Prescriptions	552,830	586,117	555,296	543,421	531,339	526,346	521,325	527,121	509,415	475,267	538,962	515,734	534,895
# Stimulant Prescriptions	119,277	141,671	135,759	130,642	123,242	116,954	125,319	135,583	145,184	132,584	174,554	149,561	123,529
# Opioid Patients	783,809	807,864	777,342	744,875	728,122	754,779	750,837	763,849	741,518	719,616	778,726	749,188	742,673
# Benzodiazepine Patients	498,981	519,088	493,792	485,928	476,177	474,552	469,104	471,128	461,408	436,639	482,129	471,628	485,170
# Stimulant Patients	110,426	129,021	123,875	119,955	113,330	107,850	115,620	123,491	133,483	122,668	157,408	137,863	113,874
# Registered Users	5,266	6,808	8,472	10,014	11,834	13,197	14,332	15,444	16,600	17,658	18,817	19,840	20,852
# Patient Inquiries	3,498,429	3,692,055	3,741,161	3,954,529	3,936,844	3,958,722	3,932,605	3,923,985	3,944,665	3,779,864	4,414,409	3,998,583	4,034,418

Opioid Prescription Rate & Percent Change by County

Florida, May 2022

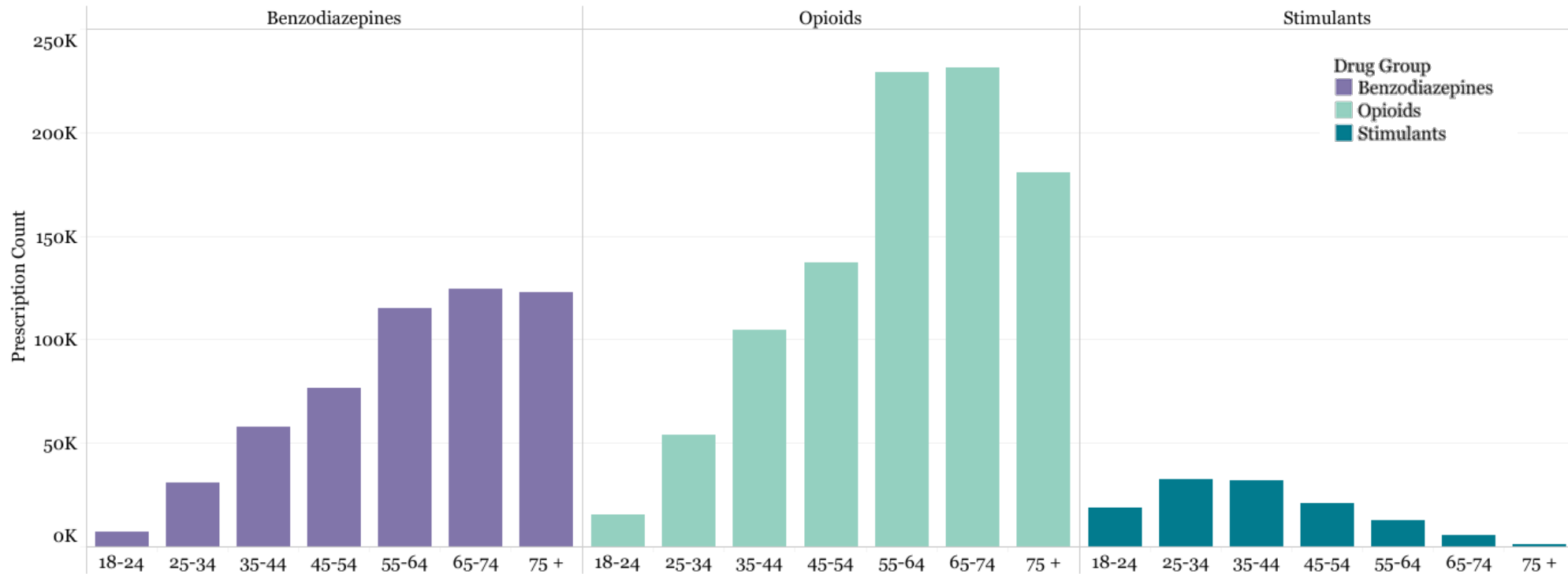
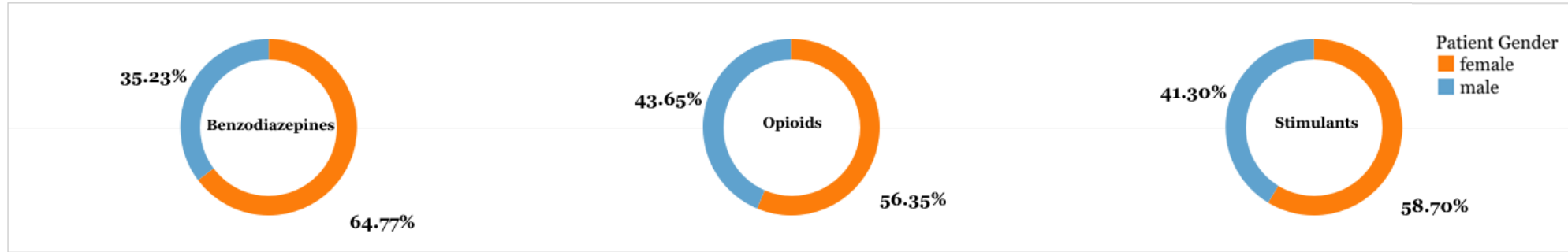
**Age-Adjusted Opioid Prescription Rate by County, Florida
May, 2022**

**Percent Change in Opioid Prescription Count by County, Florida
Mar-May 2022 vs Mar-May 2021**



Opioid, Benzodiazepine & Stimulant Prescriptions by Sex and Age Group

Florida, May 2022



Days' Supply Prescriptions by Month of 2021 and 2022

Florida, 2021 - 2022

Drug group	MAY 2021	JUN 2021	JUL 2021	AUG 2021	SEP 2021	OCT 2021	NOV 2021	DEC 2021	JAN 2022	FEB 2022	MAR 2022	APR 2022	MAY 2022
Zolpidem	36.54	36.46	36.13	36.33	36.53	36.68	37.05	36.98	37.08	36.87	36.74	36.82	37.01
Stimulants	30.93	30.93	30.79	31.02	30.92	30.97	30.93	31.03	30.87	30.75	30.78	30.73	30.79
Anxiolytic/Sedative	30.84	30.63	30.65	30.76	30.58	30.48	30.53	30.76	30.40	30.11	29.92	30.13	30.20
Muscle Relaxant	28.57	28.84	28.98	29.16	30.77	30.75	30.36	31.70	29.80	29.86	29.18	29.64	28.65
Benzodiazepines	28.71	28.66	28.68	28.79	28.75	28.79	28.85	29.03	28.88	28.71	28.81	28.90	28.88
Opioids	18.98	18.98	19.12	19.40	19.32	19.06	19.09	19.26	19.17	19.06	18.98	18.96	19.00
Buprenorphine	16.27	16.70	16.09	16.84	17.00	18.59	18.23	18.41	17.70	18.74	20.66	20.65	20.92

Days' Supply per Rx



Opioids Include:

acetaminophen with codeine phosphate, acetaminophen/caffeine/dihydrocodeine bitartrate, acetaminophen/codeine phosphate, acetaminophen/hydrocodone bitartrate, acetaminophen/hydrocodone bitartrate, acetaminophen/oxycodone HCl, acetaminophen/oxycodone HCl, acetaminophen/tramadol HCl, aspirin/caffeine/dihydrocodeine bitartrate, buprenorphine, buprenorphine HCl, buprenorphine HCl/naloxone HCl, buprenorphine HCl, butalbital/acetaminophen/caffeine/codeine phosphate, butorphanol tartrate, carisoprodol/aspirin/codeine phosphate, codeine phosphate/butalbital/aspirin/caffeine, codeine sulfate, fentanyl, fentanyl citrate, hydrocodone bitartrate, hydrocodone bitartrate/acetaminophen, hydrocodone/ibuprofen, hydromorphone HCl, ibuprofen/oxycodone HCl, levorphanol tartrate, meperidine HCl, methadone HCl, morphine sulfate, morphine sulfate/naltrexone HCl, opium/belladonna alkaloids, oxycodone HCl, oxycodone HCl/acetaminophen, oxycodone HCl/aspirin, oxycodone HCl/oxycodone terephthalate/aspirin, oxycodone HCl, oxycodone myristate, oxymorphone HCl, pentazocine HCl/naloxone HCl, tapentadol HCl, tramadol HCl, tramadol HCl/acetaminophen, tramadol HCl.

Notes:

1. Data extraction date - 6/06/2022
2. Report includes patients living in Florida and whose age is ≥ 18
3. Controlled substance drug schedule was set to II-V
4. Population data is based on census data from www.census.gov
5. Data from earlier years may have changed due to retrospective registration

Benzodiazepines Include:

alprazolam, amitriptyline HCl/chlordiazepoxide, chlordiazepoxide HCl, chlordiazepoxide/clidinium bromide, clobazam, clonazepam, clonazepam, clorazepate dipotassium, diazepam, estazolam, flurazepam HCl, lorazepam, oxazepam, quazepam, temazepam, triazolam.

Stimulants Include:

amphetamine, amphetamine sulfate, dexmethylphenidate HCl, dextroamphetamine sulf-saccharate/amphetamine sulf-aspartate, dextroamphetamine sulfate, lisdexamfetamine dimesylate, methylphenidate, methylphenidate HCl.