

SEPTEMBER 2021

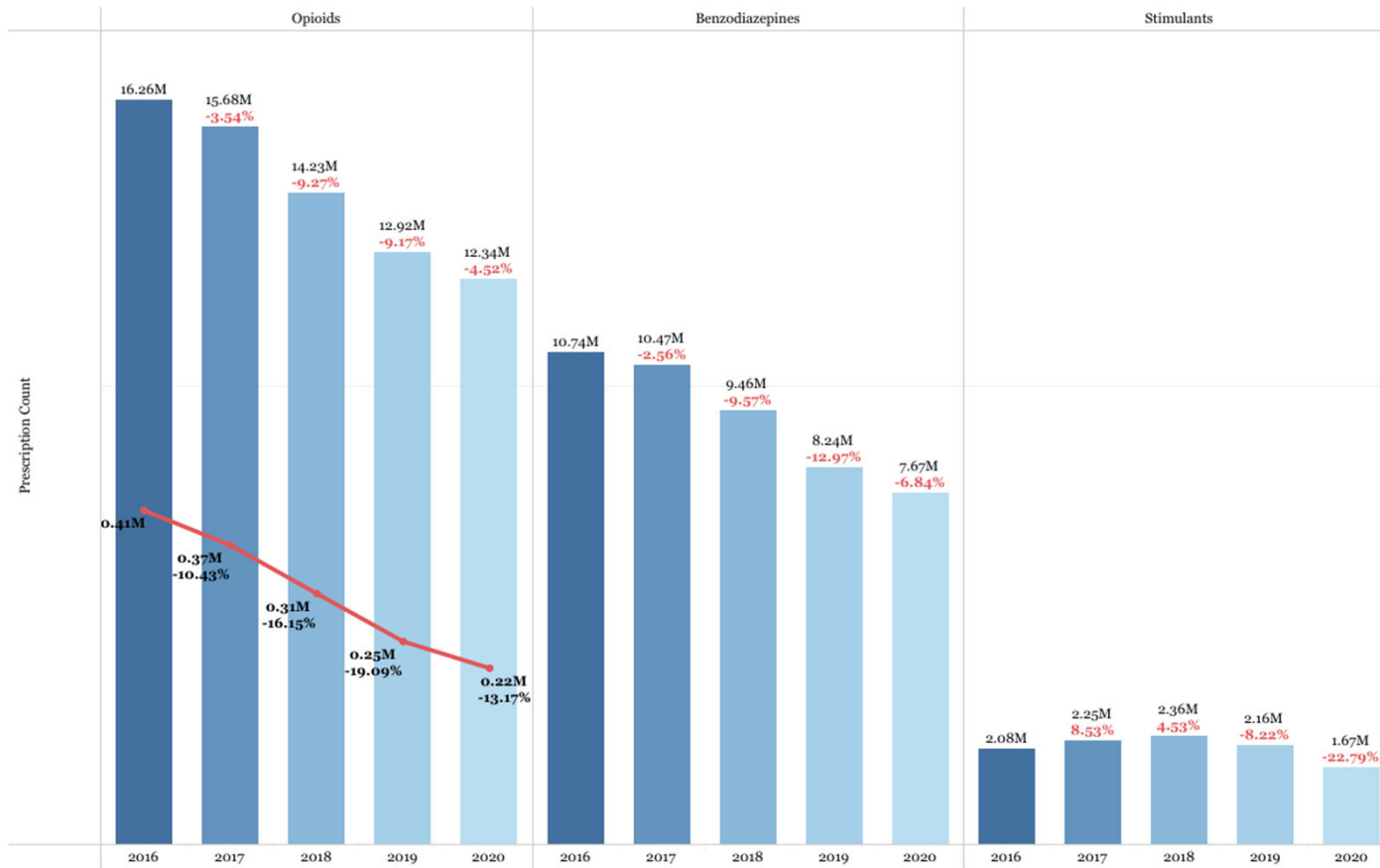


Florida Prescription Drug Monitoring Program (PDMP) Monthly Report

This data was obtained through the Florida Prescription Drug Monitoring Program (PDMP) known as E-FORCSE. PDMPs gather information on controlled substance dispensations and use. For more information, click [here](#).

Prescriptions by Drug Type & Year, Florida, 2016 - 2020

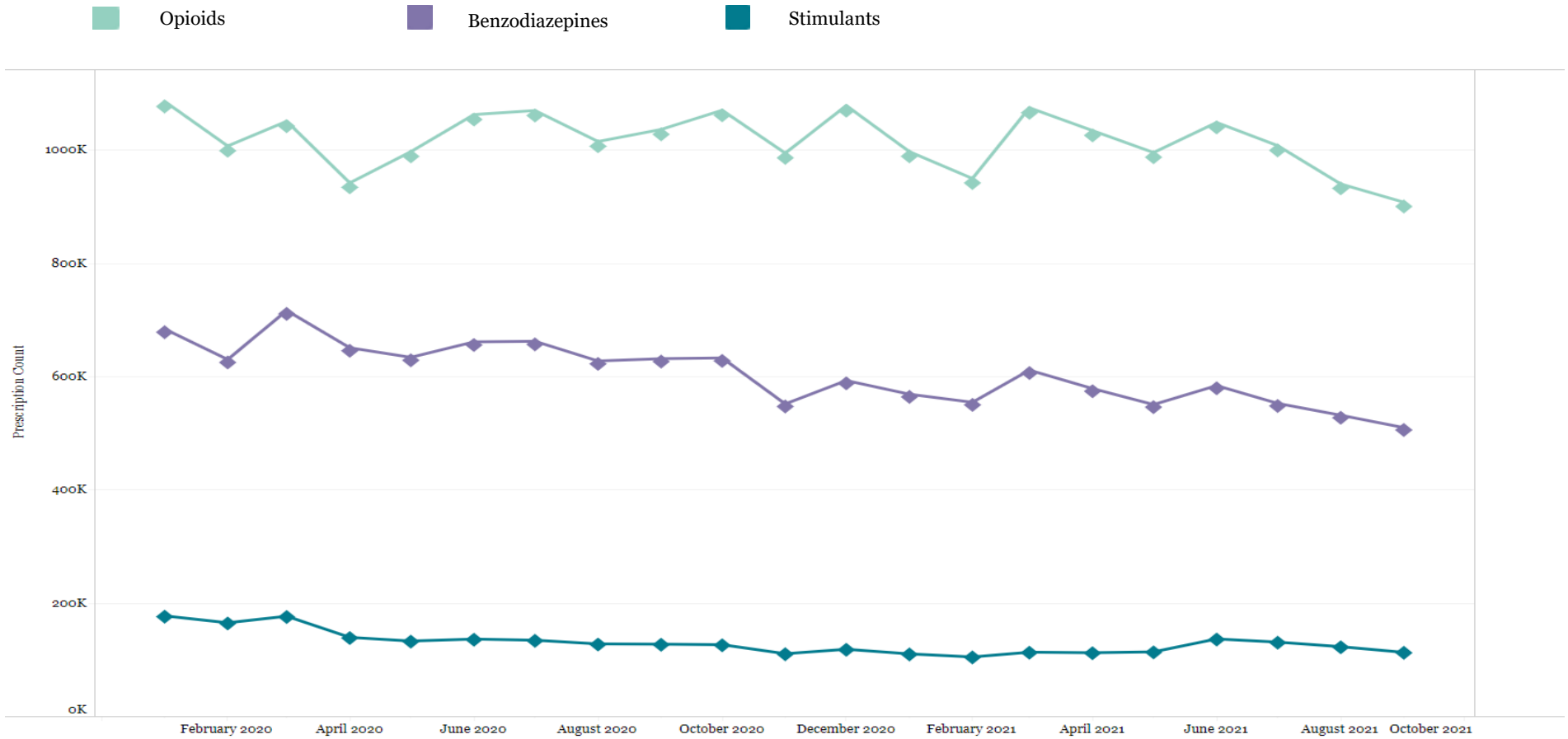
Florida, 2016 - 2020



- The red line represents the number of Fentanyl prescriptions.
- The percentages indicated the percent change from the previous year.

Prescriptions by Drug Type & Month

Florida, 2020 - 2021



September 2021

Indicators by Month

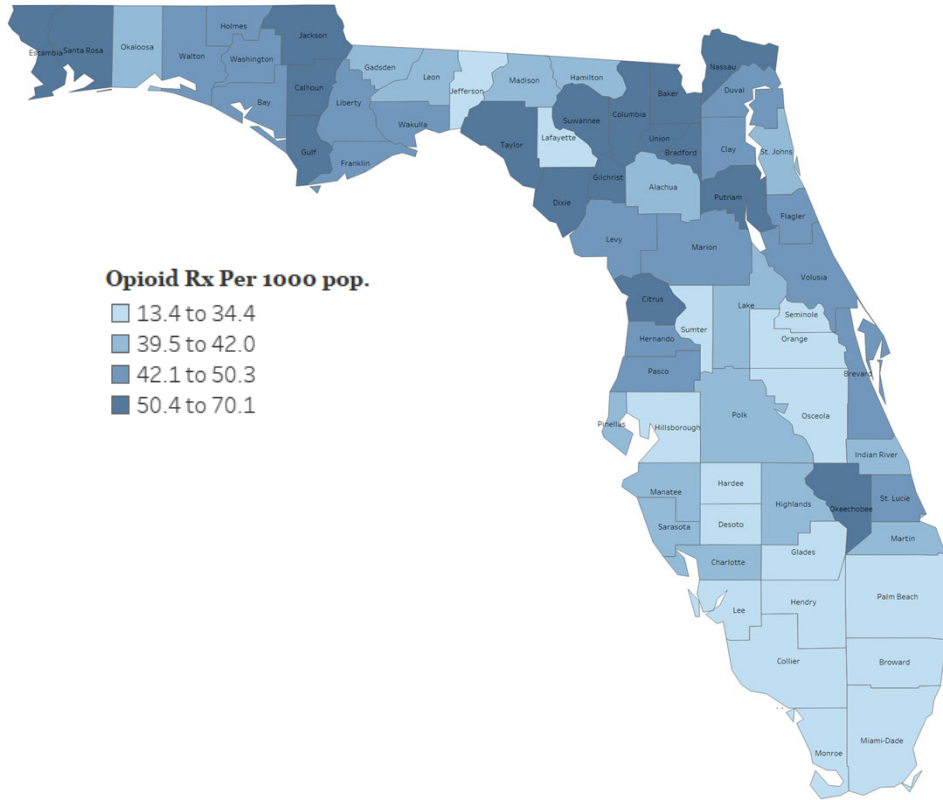
Florida, 2020 - 2021

Indicator Description	Sep 2020	Oct 2020	Nov 2020	Dec 2020	Jan 2021	Feb 2021	Mar 2021	Apr 2021	May 2021	Jun 2021	Jul 2021	Aug 2021	Sep 2021
# Opioid Prescriptions	1,035,773	1,069,641	993,911	1,077,851	996,563	949,153	1,074,040	1,033,766	994,956	1,048,084	1,007,153	939,489	907,265
# Benzodiazepine Prescriptions	631,104	632,407	551,175	592,458	568,346	554,065	610,834	578,338	550,055	583,541	552,148	531,216	509,375
# Stimulant Prescriptions	127,082	126,156	110,224	118,077	109,916	104,488	112,903	111,952	113,492	136,328	130,712	122,653	112,639
# Opioid Patients	793,188	811,856	771,288	805,746	776,998	749,383	811,603	797,383	780,774	804,902	773,858	732,121	710,003
# Benzodiazepine Patients	561,675	561,346	493,396	518,236	512,620	504,374	536,644	516,558	496,626	516,945	491,107	476,224	458,959
# Stimulant Patients	116,235	114,831	101,723	106,597	102,207	97,652	102,244	102,685	105,167	124,203	119,308	112,736	104,058
# Registered Users	134,722	136,102	137,194	138,243	139,328	140,366	141,522	142,525	143,507	145,048	146,712	148,254	150,074
# Patient Inquiries	3,720,253	3,725,369	3,455,204	3,739,523	3,659,818	3,529,634	3,965,553	3,753,279	3,497,698	3,691,127	3,740,363	3,953,587	3,935,396

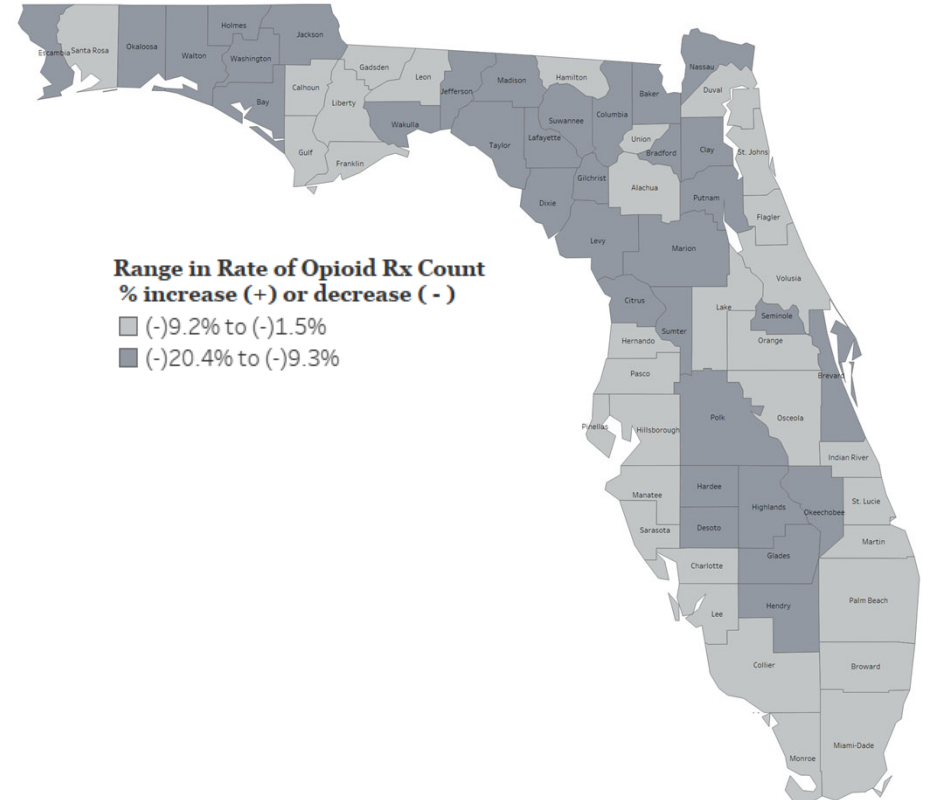
Opioid Prescription Rate & Percent Change by County

Florida, September 2021

**Age-Adjusted Opioid Prescription Rate by County, Florida
September 2021**

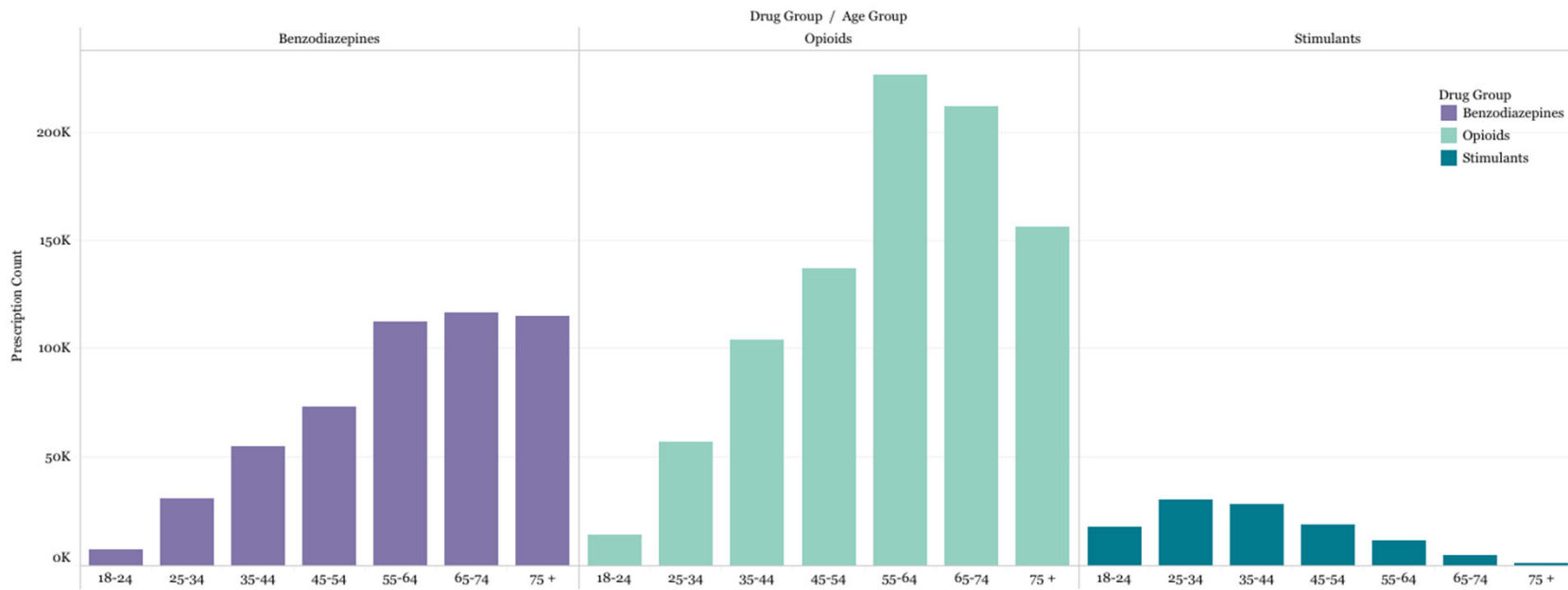
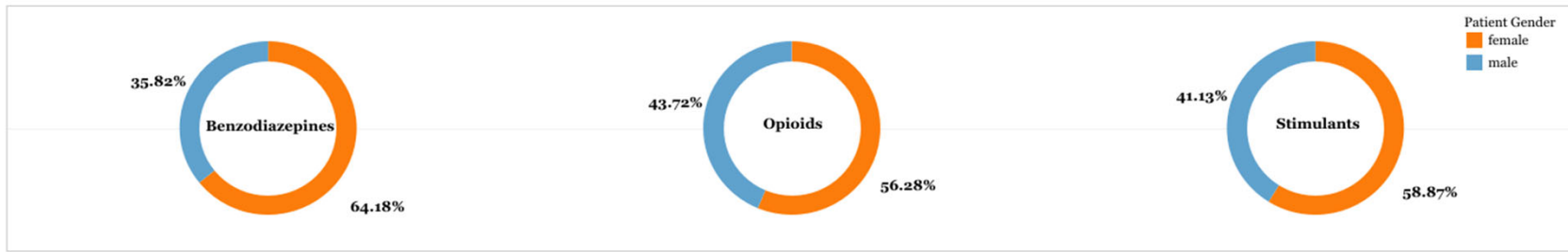


**Percent Change in Opioid Prescription Count by County, Florida
Jul-Sep 2021 vs Jul-Sep 2020**



Opioid, Benzodiazepine & Stimulant Prescriptions by Sex and Age Group

Florida, September 2021



Opioids Include:

acetaminophen with codeine phosphate, acetaminophen/caffeine/dihydrocodeine bitartrate, acetaminophen/codeine phosphate, acetaminophen/hydrocodone bitartrate, acetaminophen/hydrocodone bitartrate, acetaminophen/oxycodone HCl, acetaminophen/oxycodone HCl, acetaminophen/tramadol HCl, aspirin/caffeine/dihydrocodeine bitartrate, buprenorphine, buprenorphine HCl, buprenorphine HCl/naloxone HCl, buprenorphine HCl, butalbital/acetaminophen/caffeine/codeine phosphate, butorphanol tartrate, carisoprodol/aspirin/codeine phosphate, codeine phosphate/butalbital/aspirin/caffeine, codeine sulfate, fentanyl, fentanyl citrate, hydrocodone bitartrate, hydrocodone bitartrate/acetaminophen, hydrocodone/ibuprofen, hydromorphone HCl, ibuprofen/oxycodone HCl, levorphanol tartrate, meperidine HCl, methadone HCl, morphine sulfate, morphine sulfate/naltrexone HCl, opium/belladonna alkaloids, oxycodone HCl, oxycodone HCl/acetaminophen, oxycodone HCl/aspirin, oxycodone HCl/oxycodone terephthalate/aspirin, oxycodone HCl, oxycodone myristate, oxymorphone HCl, pentazocine HCl/naloxone HCl, tapentadol HCl, tramadol HCl, tramadol HCl/acetaminophen, tramadol HCl.

Patients who live in Florida and whose age is greater than or equal to 18 were included in this monthly report. Controlled substance drug schedule was set to II-V.

Data extraction date: 10/5/2021

Benzodiazepines Include:

alprazolam, amitriptyline HCl/chlordiazepoxide, chlordiazepoxide HCl, chlordiazepoxide/clidinium bromide, clobazam, clonazepam, clonazepam, clorazepate dipotassium, diazepam, estazolam, flurazepam HCl, lorazepam, oxazepam, quazepam, temazepam, triazolam.

Stimulants Include:

amphetamine, amphetamine sulfate, dexmethylphenidate HCl, dextroamphetamine
sulf-saccharate/amphetamine sulf-aspartate, dextroamphetamine sulfate, lisdexamfetamine dimesylate, methylphenidate, methylphenidate HCl.