

# Child Drowning in Florida

SURVEILLANCE DATA: 2013

## FLORIDA INJURY PREVENTION


[www.floridahealth.gov/injury](http://www.floridahealth.gov/injury)

There were 285 hospitalizations for non-fatal drowning. Children ages 1-4 accounted for 14.0% of those who died and 38.3% percent of those hospitalized.

In 2013, 448 Florida residents died from drowning.






EVERYONE IN THE FAMILY SHOULD KNOW HOW TO SWIM.



The Layers of Protection  
Make Pool Time a Safer Time

**WATCH** When children are around or in the pool—children should never swim alone.

**USE BARRIERS** Make your home pool safer with a 4-sided fence that includes alarms, gates and locks.



**EDUCATE** Teach children how to swim. Not every child is ready to swim at the same age so ask your family doctor.

**BE READY** Learn CPR and get re-certified every 2 years. Keep a phone and safety equipment near the pool.

LEARN MORE: [www.waterprooffl.com](http://www.waterprooffl.com)

[www.poolsafely.gov](http://www.poolsafely.gov)

[www.ndpa.org](http://www.ndpa.org)


[www.safekids.org](http://www.safekids.org)



# Child Drowning Rates per 100,000

The number of children who drown each year in Florida could fill 3-4 preschool classrooms.

Hospitalizations	
YEAR	RATE
2009	2.1
2010	2.0
2011	1.8
2012	1.8
2013	1.5



Deaths	
YEAR	RATE
2009	2.6
2010	2.4
2011	2.3
2012	2.3
2013	2.3

**Children ages 1-4** For this age group, drowning is the leading cause of death in Florida. This rate is the highest in the U.S.



**Children ages 1-4 had the highest rates of drowning fatalities and non-fatal hospitalization.**

Most infant drownings occur in bathtubs and buckets.  
Children 5+ are most likely to drown in natural bodies of water.


## Who is Injured?

In 2013, 448 Florida residents died from drowning.

**24%**  
Deaths & Non-Fatal Drowning Hospitalizations Combined



**76%**  
Deaths & Non-Fatal Drowning Hospitalizations Combined




**71%**  
Deaths & Non-Fatal Drowning Hospitalizations Combined



**20%**  
Deaths & Non-Fatal Drowning Hospitalizations Combined



**8%**  
Deaths & Non-Fatal Drowning Hospitalizations Combined



**\$15,218** was the median admission charge for drowning-related, non-fatal injury hospitalizations.

**\$12 million** was the total charges exceeded this amount.

**2 days** was the median length of stay.



**WHO PAID?**  
Medicaid, 44%  
Commercial insurance, 30%

Florida Injury Prevention  
floridahealth.gov/injury  
850-245-4440  
Injury@flhealth.gov

