

Behaviors That Contribute to Unintentional Injuries Among Florida Public Middle School Students

Results from the 2013 Florida Middle School Health Behavior Survey (MSHBS)

Fact Sheet 1



Introduction

The Florida Middle School Health Behavior Survey (MSHBS) is a self-administered, school-based, anonymous survey that has been conducted in Florida public middle schools every two years since 2009. It is part of a national survey effort led by the Centers for Disease Control and Prevention (CDC) to monitor priority health risk behaviors that contribute markedly to the leading causes of death, disability, and social problems among youth in the United States. In 2013, a total of 6,738 out of 8,080 sampled students in 96 public middle schools in Florida completed the MSHBS. The overall response rate was 83%. The data presented in this fact sheet are weighted to represent the entire population of public middle school students in Florida. The prevalence estimates and 95% confidence intervals (95% CI, represented by the error bars) were calculated using SAS® 9.3. The difference in prevalence between two different populations is statistically significant if the 95% confidence intervals of the two prevalence estimates do not overlap. Data are presented by sex and by three racial/ethnic groupings: non-Hispanic (NH) white, non-Hispanic black, and Hispanic.

Never or rarely wore a bicycle helmet (among students who had ridden a bicycle)

In 2013, among students who rode a bicycle during the past 12 months, 75.6% (approximately 378,700) never or rarely wore a bicycle helmet. This behavior did not vary significantly by sex. Non-Hispanic black students were significantly more likely to never or rarely wear a bicycle helmet than Hispanic students and non-Hispanic white students.



Figure 1: Middle School Students Who Never or Rarely Wore a Bicycle Helmet, by Gender and Race/Ethnicity, 2013

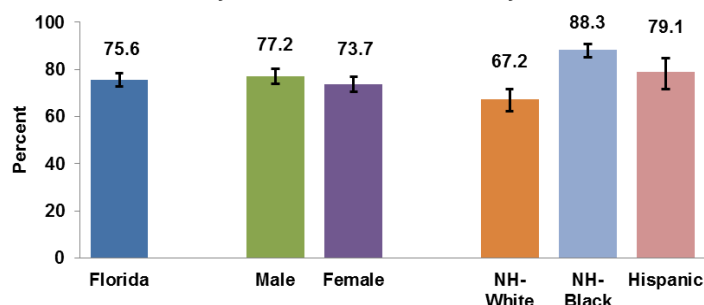
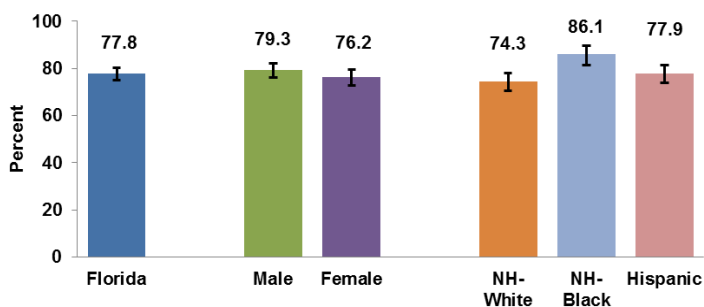


Figure 2: Middle School Students Who Never or Rarely Wore a Helmet When Rollerblading or Skating, by Gender and Race/Ethnicity, 2013

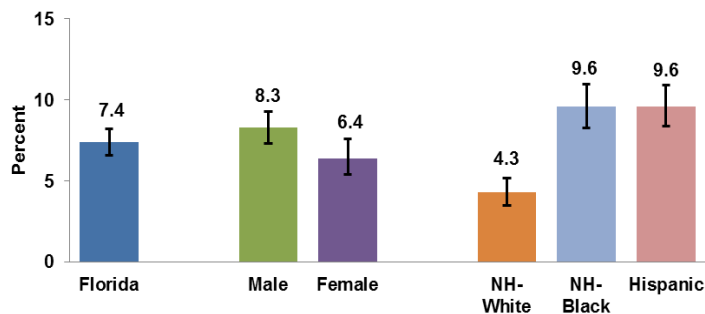


Never or rarely wore a helmet when rollerblading or skateboarding (among students who used rollerblades or rode a skateboard)

In 2013, among students who rollerbladed or rode a skateboard during the past 12 months, 77.8% (approximately 245,900) never or rarely wore a helmet. This behavior did not vary significantly by sex. Non-Hispanic black students were significantly more likely to never or rarely wear a helmet when skating than non-Hispanic white and Hispanic students.



Figure 3: Middle School Students Who Never or Rarely Wore a Seat Belt When Riding in a Car, by Gender and Race/Ethnicity, 2013



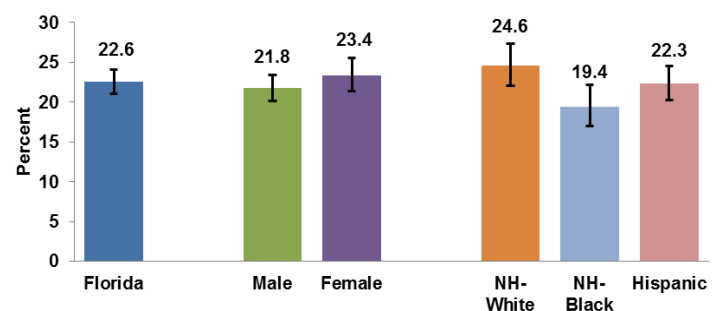
Never or rarely wore a seat belt (when riding in a car)

In 2013, 7.4% of students (approximately 45,400) never or rarely wore a seat belt when riding in a car. This behavior did not vary significantly by sex. Non-Hispanic black and Hispanic students were significantly more likely to never or rarely wear a seat belt as passengers than non-Hispanic white students.

Rode with a driver who had been drinking alcohol

In 2013, 22.6% of students (approximately 138,000) rode in a car driven by someone who had been drinking alcohol. This behavior did not vary significantly by sex or race/ethnicity.

Figure 4: Middle School Students Who Ever Rode in a Car Driven by Someone Who Had Been Drinking Alcohol, by Gender and Race/Ethnicity, 2013



For more information about the MSHBS, please contact the Chronic Disease Epidemiology Section located in the Bureau of Epidemiology, Florida Department of Health, at (850) 245-4401 or visit our website at: www.floridahealth.gov/MSHBS. This document was developed by the Bureau of Epidemiology for the Florida Department of Education in cooperation with the U.S. Centers for Disease Control and Prevention, Division of Adolescent and School Health Project Number 1U87PS004277-01.