



Florida Arbovirus Surveillance

Week 1: January 4-10, 2026

Arbovirus surveillance in Florida includes endemic mosquito-borne viruses such as West Nile virus (WNV), Eastern equine encephalitis virus (EEEV), and St. Louis encephalitis virus (SLEV), as well as exotic viruses such as dengue virus (DENV), chikungunya virus (CHIKV), Zika virus (ZIKV), and California encephalitis group viruses (CEV). Malaria, a parasitic mosquito-borne disease is also included. During the period of January 4 - 10, 2026, the following arboviral activity was recorded in Florida.

[This report contains information for 2025 and 2026.](#)

WNV activity: No human cases of WNV infection were reported this week. No horses with WNV infection were reported this week. Two sentinel chickens tested positive for antibodies to WNV in Orange County. In 2025, positive samples from six symptomatic humans, seven asymptomatic blood donors, one horse, one duck, and 400 sentinel chickens have been reported from 29 counties.

SLEV activity: No human cases of SLEV infection were reported this week. No sentinel chicken tested positive for antibodies to SLEV this week. In 2025, positives samples from four sentinel chickens have been reported from three counties.

EEEV activity: No human cases of EEEV infection were reported this week. No horses with EEEV infection were reported this week. One sentinel chicken tested positive for antibodies to EEEV in Indian River County. In 2025, positive samples from nine horses, two emus, one emu flock, one goat, and 60 sentinel chickens have been reported from 22 counties.

International Travel-Associated Dengue: Nine cases of dengue were reported this week in persons that had international travel. In 2025, 426 travel-associated dengue cases have been reported.

Dengue Cases Acquired in Florida: No cases of locally acquired dengue were reported this week. In 2025, positive samples from 62 humans and four mosquito pools have been reported from four counties.

International Travel-Associated Chikungunya Fever Cases: Thirty-five cases of chikungunya fever were reported this week in persons that had international travel. In 2025, 312 cases of travel-associated chikungunya fever have been reported.

Chikungunya Fever Cases Acquired in Florida: No cases of locally acquired chikungunya fever were reported this week. In 2025, no cases of locally acquired chikungunya fever have been reported.

International Travel-Associated Oropouche Fever cases: No cases of Oropouche fever were reported this week. In 2025, one case of travel-associated Oropouche fever has been reported.

International Travel-Associated Zika Fever Cases: No cases of Zika fever were reported this week in persons that had international travel. In 2025, no travel-associated Zika fever cases have been reported.

Zika Fever Cases Acquired in Florida: No cases of locally acquired Zika fever were reported this week. In 2025, no cases of locally acquired Zika fever have been reported.

Advisories/Alerts: Alachua, Bay, Clay, Duval, Hernando, Hillsborough, Lafayette, Leon, Palm Beach, and Pasco counties are currently under a mosquito-borne illness advisory. Brevard and Miami-Dade counties are currently under a mosquito-borne illness alert.

There are currently multiple travel health notices from the Centers for Disease Control and Prevention related to mosquito-borne diseases.

Dengue			Oropouche	Yellow Fever	Chikungunya		Rift Valley Fever	Malaria
Africa and Middle East	Americas	Asia and the Pacific Islands	Americas	Americas	Americas	Asia	Africa	Africa
Afghanistan	Colombia	Bangladesh	Brazil	Colombia	Cuba	Bangladesh	Mauritania	Ethiopia
Samoa	Cuba	Cook Islands, NZ	Cuba			China	Senegal	
Sudan	Nicaragua	Kiribati (Tarawa, Tabuaeran, Banaba)	Panama			Sri Lanka		
		Mali	Peru					
		Philippines						
		Vietnam						

Level 1 Travel Health Notice, Level 2 Travel Health Alert: wwwnc.cdc.gov/travel/notices.

For a map of arboviral disease activity in the United States visit: <https://www.cdc.gov/fight-the-bite/at-risk/index.html>.

2025 Human Case Summary

West Nile Virus Illness Acquired in Florida: In 2025, six human cases of WNV illness acquired in Florida have been reported in Clay (July), Duval (August), and Escambia (August, October) counties. Seven asymptomatic blood donors have been reported in Bay (October), Escambia (June, July, August), Miami-Dade (July), and St. Johns (June) counties.

2025 International Travel-Associated Oropouche Cases: One case with onset in 2025 has been reported in an individual with travel history to an Oropouche-endemic area in the two weeks prior to onset. County reporting the case was Miami-Dade. Country of origin was Cuba.

2025 International Travel-Associated Chikungunya Cases: Three hundred twelve cases with onset in 2025 have been reported in individuals with travel history to a chikungunya-endemic area in the two weeks prior to onset. Counties reporting cases were: Brevard, Broward (31), Charlotte, Clay, Collier (6), Flagler, Hendry, Hillsborough (30), Lake, Lee (14), Miami-Dade (201), Orange (4), Osceola (3), Palm Beach (5), Pasco (2), Pinellas (3), Polk, Sarasota (3), Seminole (2), Volusia. Six cases were reported in non-FI residents. Countries of origin were: Bangladesh (2), Bolivia, Brazil (2), Cuba (300), India (2), Indonesia, Philippines, Sri Lanka (2), Thailand (1).

2025 International Travel-Associated Dengue Cases: Four hundred twenty-six cases with onset in 2025 have been reported in individuals with travel to a dengue-endemic area in the two weeks prior to onset. Counties reporting cases were: Bay, Brevard (2), Broward (21), Charlotte, Clay, Collier (7), Duval (5), Escambia, Hendry (2), Hernando (2), Hillsborough (27), Indian River, Lake (4), Lee (17), Manatee (2), Marion, Miami-Dade (268), Monroe (6), Okeechobee (3), Orange (10), Osceola (4), Palm Beach (14), Pasco (2), Pinellas (8), Polk (5), Sarasota (3), Seminole, St. Johns, St. Lucie (4), and Volusia (2). Twelve cases were reported in non-Florida residents. In 2025, 360 cases of dengue reported in Florida have been serotyped by PCR. Please see the table below for a breakdown of cases by country of origin and serotype.

Country of Exposure	DENV-1	DENV-2	DENV-3	DENV-4	DENV2/ DENV3	Unknown	Total
Antigua and Barbuda			1				1
Argentina	2						2
Bahamas			1				1
Bonaire			1				1
Brazil	1	4	1			3	9
Colombia	1	1	2			2	6
Cuba		28	22	220	1	40	311

Country of Exposure	DENV-1	DENV-2	DENV-3	DENV-4	DENV2/ DENV3	Unknown	Total
Cuba/Mexico						1	1
Curacao			1				1
Dominica			1				1
Dominican Republic			1				1
Ecuador			3				3
El Salvador			4			2	6
French Polynesia	1					1	2
Guatemala			2				2
Guyana		7				1	8
India						1	1
Mexico		2	9				11
Nicaragua	1		15			5	21
Pakistan	1						1
Panama			1				1
Peru			1			1	2
Philippines						1	1
Puerto Rico		2	14	1		4	21
Puerto Rico/Dominican Republic		1				1	2
Sri Lanka						1	1
St. Barts			3				3
St. Barts/St. Martin			1				1
Surinam		1					1
US Virgin Islands		1				2	3
Total	7	47	84	221	1	66	426

2025 Dengue Cases Acquired in Florida: In 2025, 62 cases of locally acquired dengue have been reported in Brevard (35), Hillsborough, Miami-Dade (25), and Pasco counties with onset in February, May, June, July, August, September, October, and November. One case was reported in a non-Florida resident. Forty-eight cases have been serotyped by PCR. Please see the table below for a breakdown of cases by county and serotype.

County of Exposure	DENV-1	DENV-2	DENV-3	DENV-4	Unknown	Total
Brevard			24		11	35
Hillsborough				1		1
Miami-Dade		7	3	12	3	25
Pasco	1					1
Total	1	7	27	13	14	62

2025 International Travel-Associated Malaria Cases: Forty-eight cases with onset in 2025 have been reported in individuals with travel history to a malaria-endemic area. Counties reporting cases were: Alachua (2), Brevard, Broward (5), Collier, Duval, Hillsborough (5), Lake, Leon, Manatee, Marion (2), Miami-Dade (5), Nassau (2), Orange (5), Palm Beach (4), Pasco, Polk (3), Sarasota, Seminole, St. Lucie (4), and Volusia (2). Eleven cases were reported in non-Florida residents. Please see the table below for a breakdown of cases by country of origin and *Plasmodium* species.

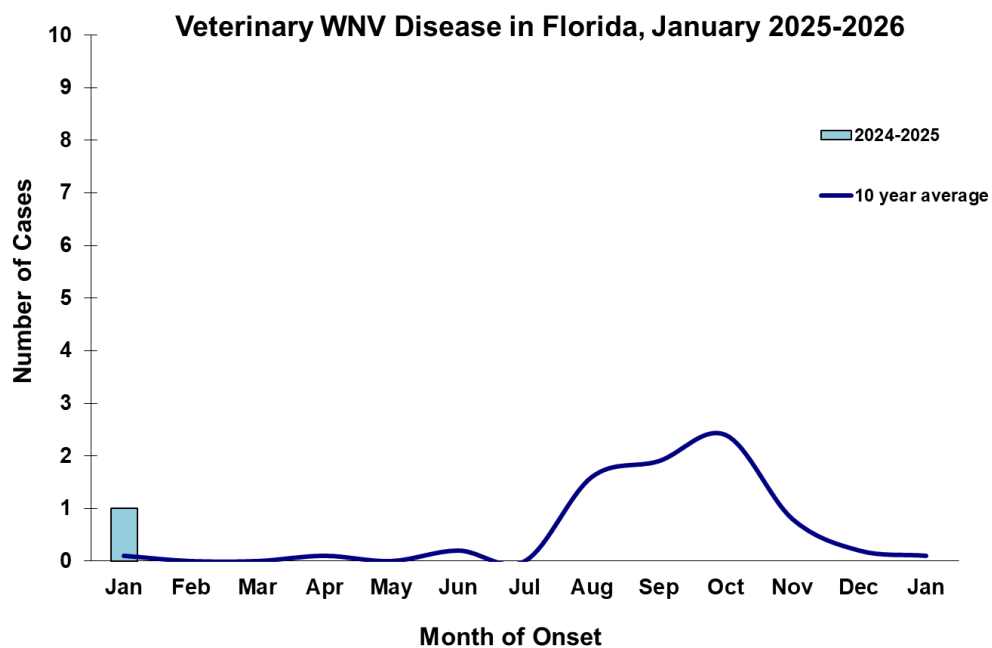
Country of Exposure	<i>Plasmodium falciparum</i>	<i>Plasmodium ovale</i>	<i>Plasmodium vivax</i>	Unknown	Total
Africa	4				4
Angola	1				1
Brazil			1		1
Burkina Faso	1				1
Cameroon	1				1
Central America			1		1
Central Africa	1				1
Central/South America			2		2

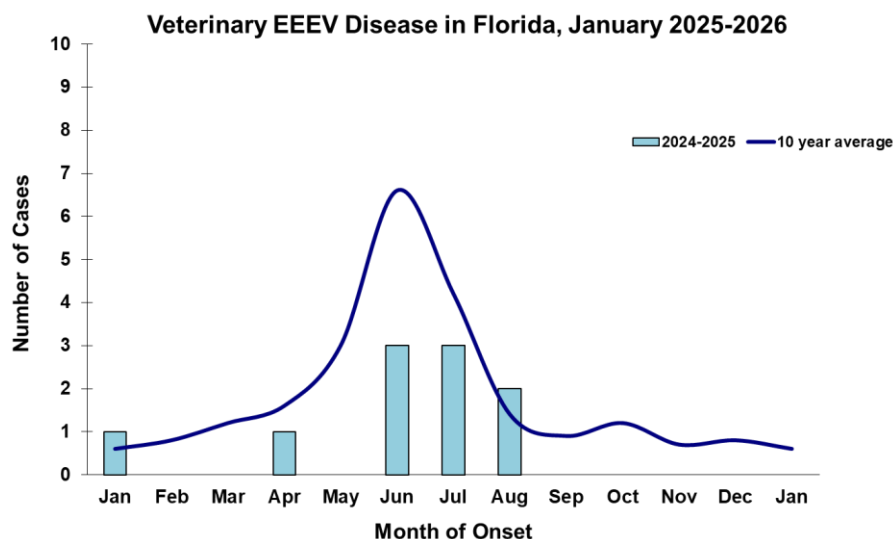
Country of Exposure	<i>Plasmodium falciparum</i>	<i>Plasmodium ovale</i>	<i>Plasmodium vivax</i>	Unknown	Total
Côte D'Ivoire	1				1
Gambia	1				1
Ghana	1				1
Guinea	1				1
Haiti	1				1
Honduras			1		1
India			1		1
Liberia	2				2
Malawi	1				1
Nicaragua			1		1
Nigeria	17	2		1	20
Peru			1		1
Rwanda	1				1
Sierra Leone	1				1
Uganda	1				1
Uganda/Kenya	1				1
Total	37	2	8	1	48

Veterinary Cases**

**Veterinary cases are reported by date of onset. Only mammalian veterinary cases are included in the graphs.

No veterinary cases were reported this week.



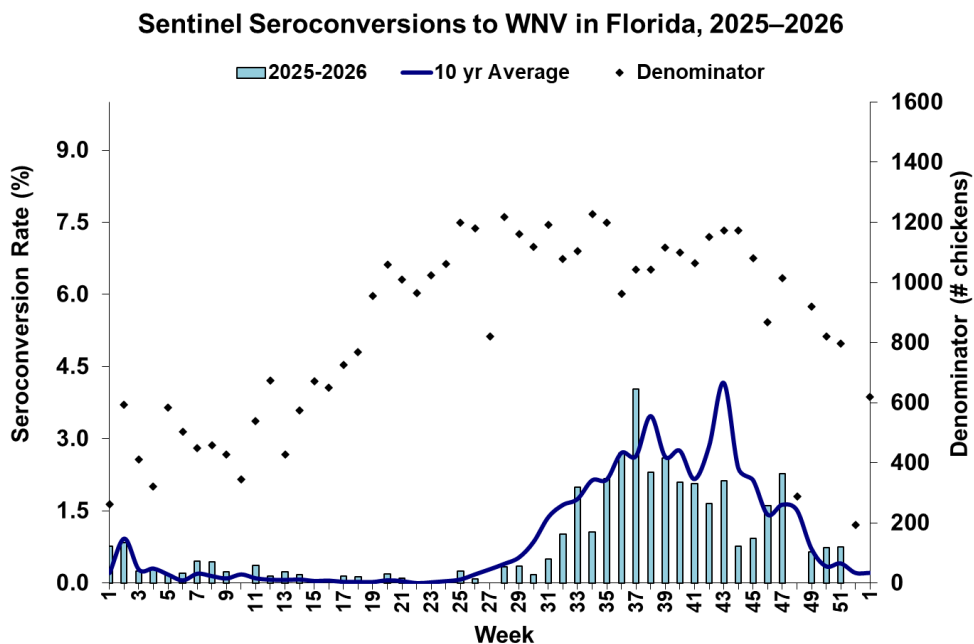


Sentinel Chickens

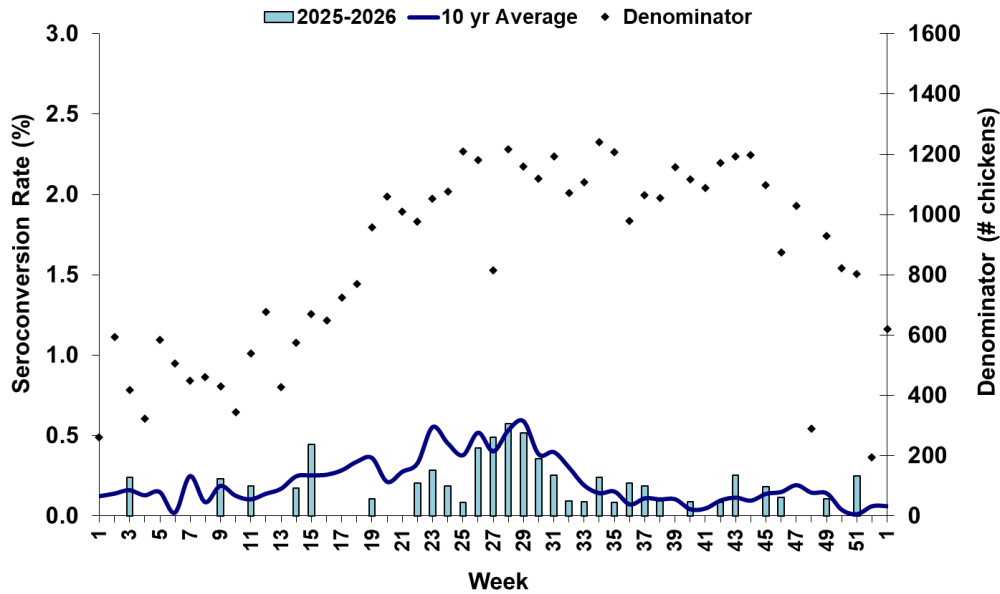
The table below is for the reporting of confirmatory laboratory results from this week. Some of the samples were collected at earlier dates. The date of collection is recorded for samples collected on that day along with the total number of positives and the corresponding seroconversion rate for the week the sample was collected.

Two sentinel chickens tested positive for antibodies to WNV in Orange County. One sentinel chicken tested positive for antibodies to EEEV in Indian River County.

County	Collection Date	Seroconversion Rates (%)						County Totals	
		Flavi	SLEV	WNV	Alpha	EEEV	HJV	Collection Week	YTD
Indian River	12/18/2025				2.08	2.08		1 EEEV	1 EEEV, 3 WNV
Orange	12/28/2025	2.86		2.86				2 WNV	21 EEEV, 1, HJ, 16 WNV



Sentinel Seroconversions to EEEV in Florida, 2025–2026



Mosquito Pools

No mosquito pools tested positive for EEEV or WNV this week.

County	Collection Date	Result	Species	County YTD
--------	-----------------	--------	---------	------------

Dead Birds

The Fish and Wildlife Conservation Commission (FWC) collects reports of dead birds, which can be an indication of arbovirus circulation in an area. This week, 64 reports representing a total of 168 dead birds, including one crow, six raptors and five doves, were received from 24 counties.

In 2025, 1563 reports representing a total of 3778 dead birds (106 crows, 50 jays, 319 raptors, 296 doves) were received from 58 of Florida's 67 counties.

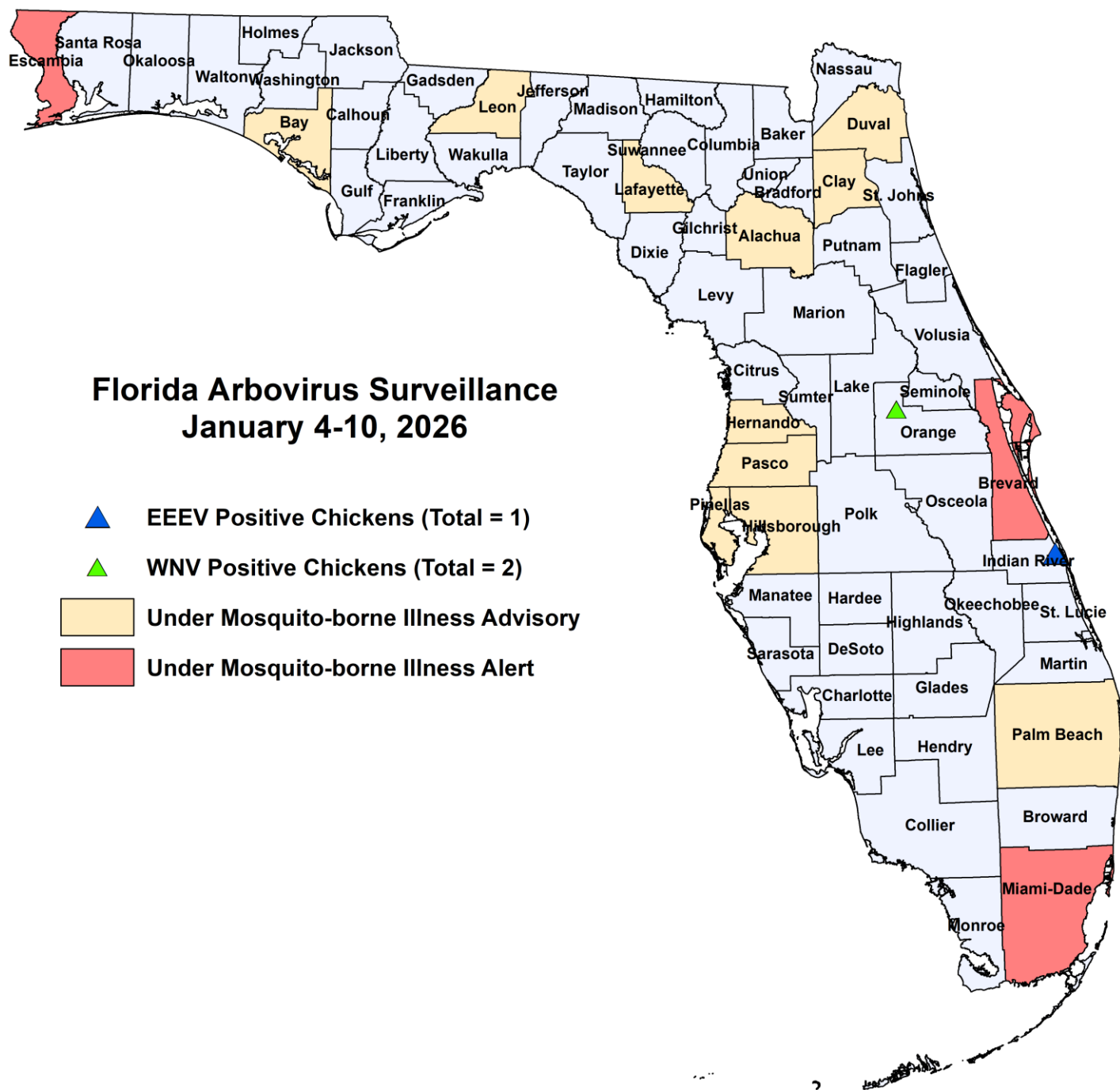
2025

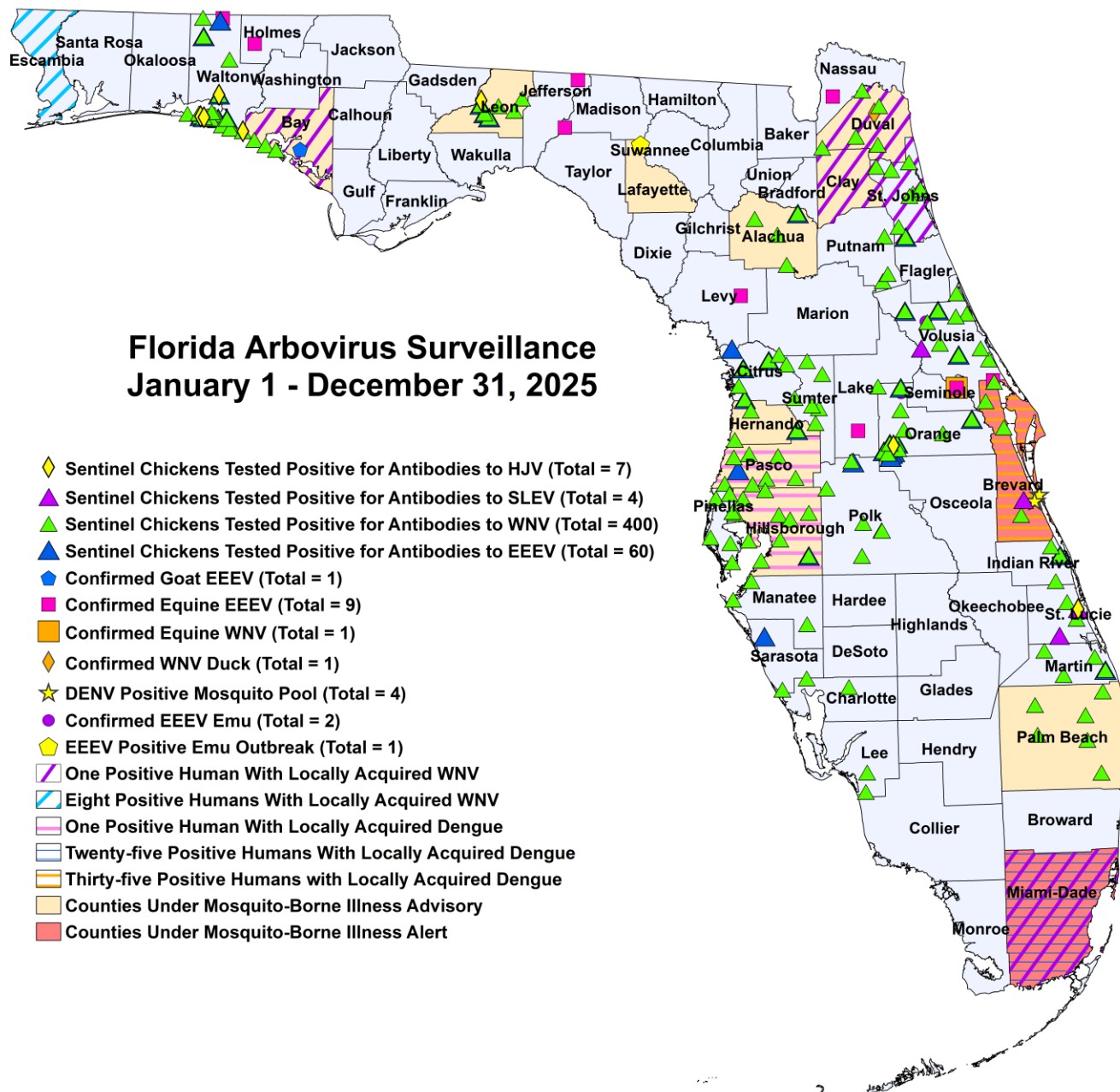
County	Total Dead Birds	Crows	Jays	Raptors	Doves
Alachua	1	0	0	0	0
Miami-Dade	1	0	0	0	0
Orange	14	0	0	0	0
St. Johns	12	0	0	0	0

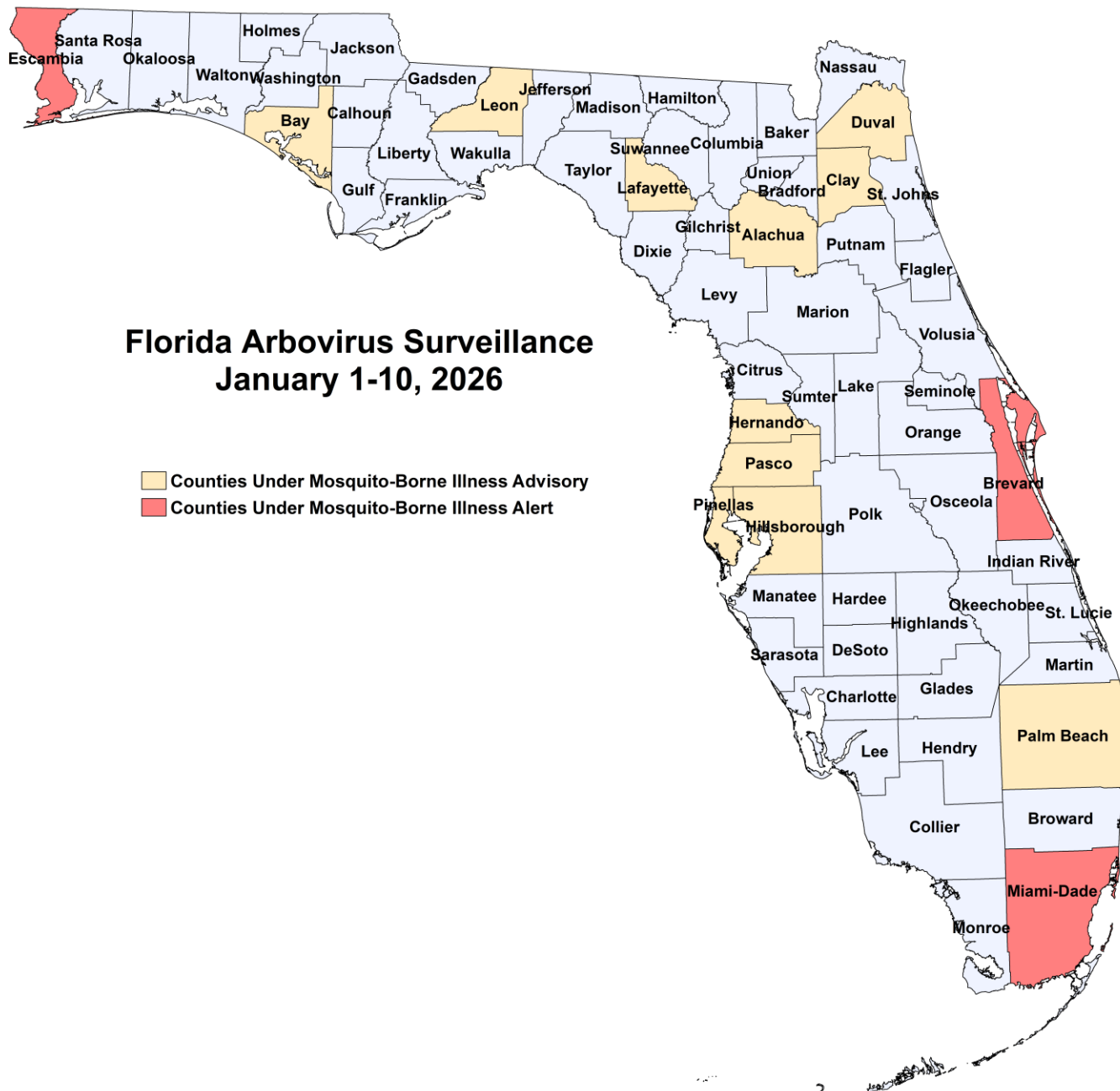
In 2026, 81 reports representing a total of 207 dead birds (1 crow, 9 raptors, 6 doves) were received from 30 of Florida's 67 counties.

2026

County	Total Dead Birds	Crows	Jays	Raptors	Doves
Alachua	1	1	0	0	0
Bay	1	0	0	0	0
Brevard	2	0	0	0	1
Charlotte	1	0	0	0	0
Citrus	1	0	0	0	0
Duval	2	0	0	1	0
Gulf	1	0	0	0	0
Hernando	8	0	0	0	0
Hillsborough	1	0	0	0	0
Indian River	1	0	0	0	0
Lake	2	0	0	0	0
Lee	4	0	0	1	3
Manatee	1	0	0	0	0
Martin	2	0	0	0	0
Miami-Dade	1	0	0	0	0
Nassau	3	0	0	0	0
Orange	13	0	0	1	0
Osceola	2	0	0	0	0
Pasco	2	0	0	1	1
Pinellas	21	0	0	0	0
Polk	1	0	0	1	0
Sarasota	43	0	0	1	0
St. Johns	16	0	0	0	0
Sumter	10	0	0	0	0







2025 Mosquito-Borne Disease Activity by County

County	Humans	Equines	Sentinel Chickens	Other
Alachua			2 EEEV (7/24), (7/31) 19 WNV (7/24), (7/31), (8/5), (9/4), (9/8), (9/16), (9/23), (10/14), (10/23), (10/28), (11/18)	
Bay	1 asymptomatic WNV blood donor (October)		26 WNV (3/24), (8/4), (9/8), (9/15), (9/22), (10/6), (10/13), (10/20), (10/27), (11/10), (11/17), (12/1), (12/15)	1 EEEV goat (7/23)
Brevard	35 dengue (May, July (10), August (20), September (3), October)	1 EEEV (7/18)	1 SLEV (7/9) 8 WNV (2/7), (7/18), (9/12), (10/1), (10/17), (10/24), (10/31)	4 DENV-3 mosquito pools (<i>Ae. aegypti</i> 7/24, 8/6, 9/4)

County	Humans	Equines	Sentinel Chickens	Other
Citrus			9 EEEV (3/11), (4/1), (4/8), (5/28), (6/24), (7/7), (7/9), (9/30) 21 WNV (1/6), (2/10), (2/17), (8/12), (9/3), (9/9), (9/23), (9/30), (10/7), (10/14), (10/21), (10/28), (11/4)	
Duval	1 WNV (August)		15 WNV (8/12), (8/18), (8/25), (9/2), (9/23), (9/29)	1 WNV duck (8/5)
Charlotte			2 WNV (7/18), (10/3)	
Clay	1 WNV (July)			
Escambia	4 WNV (August (3), October) 4 asymptomatic WNV blood donors (June (2), July, August)			
Hernando			1 EEEV (7/21) 7 WNV (9/29), (10/6), (11/10)	
Hillsborough	1 dengue (July)		1 EEEV (7/14) 30 WNV (4/21), (8/11), (8/18), (8/25), (9/2), (9/8), (9/11), (9/22), (9/30), (10/13), (10/27), (11/17), (12/3)	
Holmes		1 EEEV (8/19)		
Indian River			1 EEEV (12/18) 3 WNV (1/2), (10/16)	
Jefferson		1 EEEV (6/12)		
Lafayette				1 EEEV emu flock outbreak (7/6 for the first emu)
Lake		1 EEEV (4/2)		
Lee			2 WNV (11/11)	
Leon			4 EEEV (7/22), (8/13), (9/17), (10/13) 1 HJV (10/20) 13 WNV (7/22), (8/5), (8/13), (9/2), (9/9), (9/17), (10/13), (10/20), (11/4)	
Levy		1 EEEV (6/20)		
Madison		1 EEEV (6/30)		
Manatee			3 WNV (9/16), (10/21)	
Martin			1 EEEV (10/23) 9 WNV (9/11), (9/18), (9/25), (10/9), (10/16), (10/23), (11/6), (11/13)	
Nassau		1 EEEV (7/21)		
Miami-Dade	25 dengue (February, June, August (8), September (6), October (7), November (2)) 1 asymptomatic WNV blood donor (July)			

County	Humans	Equines	Sentinel Chickens	Other
Orange			21 EEEV (2/24), (4/7), (6/2), (6/9), (6/16), (6/23), (6/30), (7/14), (7/21), (7/28), (8/4), (8/18), (8/25), (9/2), (11/3), (11/10), (12/1), (12/16) 1 HJV (7/14) 16 WNV (3/31), (8/4), (8/25), (9/2), (9/9), (9/15), (10/6), (10/13), (12/2), (12/28)	1 EEEV emu (1/1)
Palm Beach			36 WNV (1/7), (1/21), (1/27), (2/10), (2/17), (2/24), (3/10), (3/17), (4/29), (5/13), (6/16), (8/12), (9/8), (9/9), (9/23), (10/6), (10/20), (11/17)	
Pasco	1 dengue (July)		1 EEEV (7/7) 31 WNV (1/13), (8/18), (9/2), (9/8), (9/15), (9/22), (9/30), (10/6), (10/14), (10/20), (10/27), (11/3), (11/10), (11/21), (12/1), (12/19)	
Pinellas			32 WNV (1/6), (7/7), (8/4), (8/11), (8/18), (8/25), (9/2), (9/8), (9/15), (9/23), (9/29), (10/20), (10/21), (11/10), (11/17), (11/18), (12/8), (12/15)	
Polk			2 EEEV (6/2), (6/9) 16 WNV (6/16), (8/29), (9/2), (9/5), (9/12), (9/19), (9/26), (9/29), (10/3), (10/6), (10/20), (11/7), (11/14)	
Putnam			9 WNV (7/28), (8/11), (8/25), (9/8), (9/22)	
Sarasota			1 EEEV (7/8) 3 WNV (8/22), (8/29)	
Seminole		1 EEEV (1/5) 1 WNV (1/5)		
St. Johns	1 asymptomatic WNV blood donor (June)		2 EEEV (9/3), (9/8) 15 WNV (8/25), (9/3), (9/8), (9/15), (9/22), (10/7), (10/14), (10/20), (11/3), (11/10)	
St. Lucie			1 HJV (7/11) 2 SLEV (7/10), (8/20) 4 WNV (8/21), (9/24), (10/1), (10/20)	
Sumter			6 WNV (8/25), (9/8), (9/23), (9/30), (10/7)	
Volusia			3 EEEV (1/14), (4/8), (7/28) 1 SLEV (10/20) 26 WNV (6/23), (7/7), (7/28), (8/11), (8/25), (9/2), (9/8), (9/15), (9/22), (9/29), (10/13), (10/20), (11/3), (11/17)	1 EEEV emu (1/2)
Walton		1 EEEV (8/1)	11 EEEV (5/5), (6/2), (6/23), (6/30), (7/7), (7/14), (8/19) 4 HJV (6/23), (7/14), (10/20) 48 WNV (5/19), (7/14), (8/4), (8/11), (8/25), (9/2), (9/9), (9/15), (9/16), (9/29), (10/6), (10/7), (10/20), (11/3), (11/10), (11/17), (12/1), (12/8), (12/15)	

Acknowledgements and Data Sources

Contributors: Andrea Morrison, PhD, MSPH, Rebecca Zimler, PhD, MPH, Olga Ospina, MPH, and Danielle Stanek, DVM, DOH Bureau of Epidemiology; Lea Heberlein, DrPH; Peter Dumoulin, PhD, Maribel Castaneda, Edgar Kopp, MS, Brittany Rowlette, and Amanda Davis, BS; DOH Bureau of Public Health Laboratories.

For more surveillance information, please see the DOH website at: www.floridahealth.gov/diseases-and-conditions/mosquito-borne-diseases/surveillance.html

For arbovirus surveillance information for the United States, please see the Centers for Disease Control and Prevention website at: www.cdc.gov/ncidod/dvbid/westnile/surv&control.htm

Case tallies included in the weekly Florida arbovirus surveillance report include confirmed and probable cases for EEE, WNV infection, SLE, dengue, chikungunya, and malaria by date of onset. Suspect cases are not included. Activity is mapped by county of exposure rather than county of residence. Case definitions being used in Florida are consistent with national criteria provided by the Council of State and Territorial Epidemiologists (CSTE) and may be viewed at: www.floridahealth.gov/diseases-and-conditions/disease-reporting-and-management/disease-reporting-and-surveillance/index.html. Case tallies reported by CDC do not include suspect cases and cases are reported by patient state of residence rather than where the exposure occurred. Data is provided by county health departments, Department of Health Bureau of Public Health Laboratories, Department of Agriculture and Consumer Services, mosquito control agencies, Florida Fish and Wildlife Conservation Commission, medical providers and veterinarians. Equine cases are provided by the Department of Agriculture and Consumer Services.