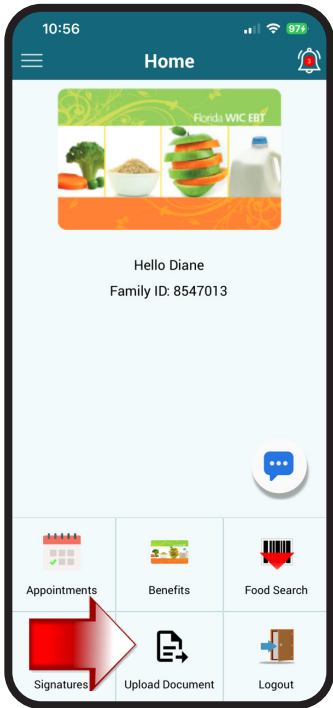


You can upload your documents to WIC with the Florida WIC App

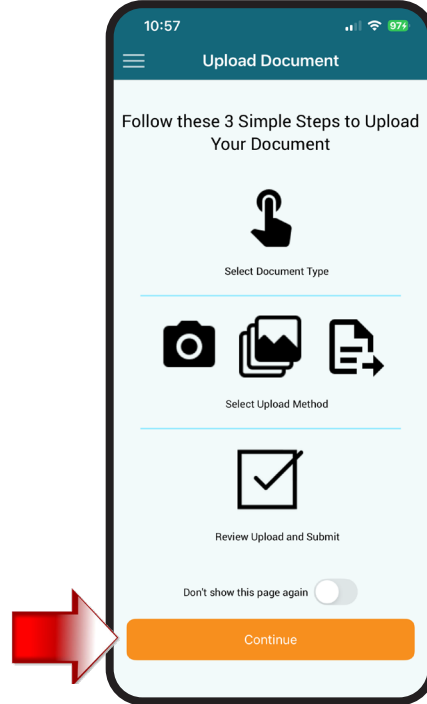


To get started, visit the App Store or Google Play to install the App or scan the QR code. Use your WIC Family ID number or WIC EBT card to register.

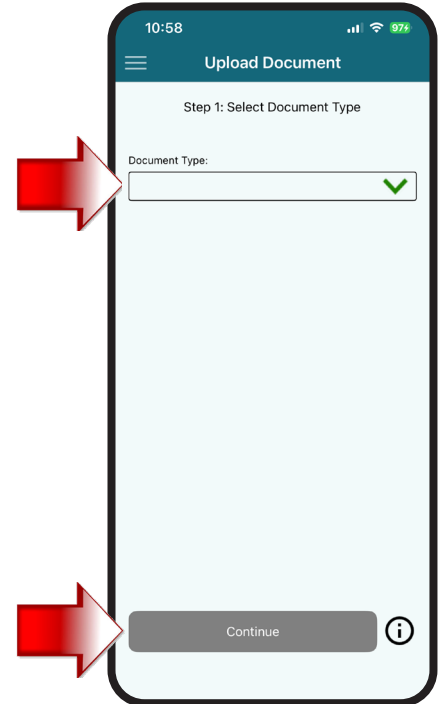
1. Press Upload Document at the Florida WIC App Home screen.



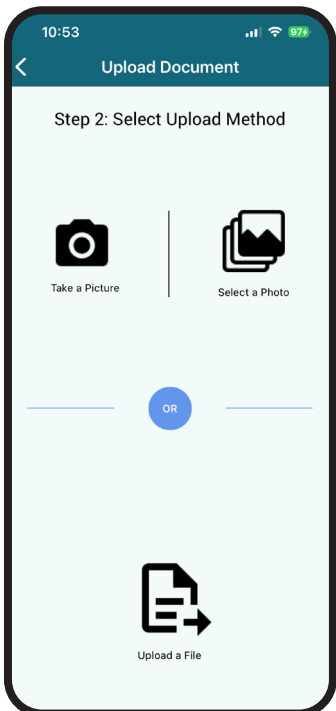
2. Review 3 Simple Steps to Upload Your Document. Then press **Continue**.



3. Select Document Type. Then press **Continue**.



4. Select Upload Method. Press **Take a Picture**, **Select a Photo**, or **Upload a File**.



5. Review Upload. Once you have taken or uploaded a photo or file, you may select **Retake** or **Confirm**.



6. You are done! You will receive a message that your document was submitted successfully. Then, if needed, you will be able to **Upload Next Document**.

