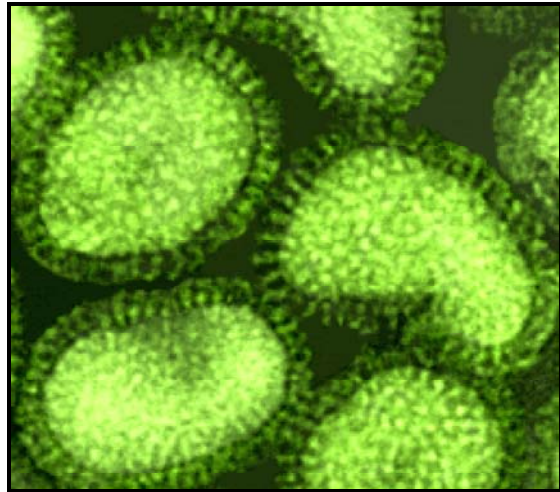


Florida Influenza Surveillance

*Week Ending May 14, 2005
(Week 19)*

*Angela Fix, MPH, Respiratory Disease
Epidemiologist*

*Brittni Jones, Influenza Surveillance
Coordinator*



Summary

Influenza-like illness (ILI) activity decreased in four of the seven regions across the State for the week ending May 14, 2005 (Week 19). Two County Health Departments (Taylor and Union) reported sporadic ILI activity during Week 19. Eighteen counties reported no ILI activity and forty-seven counties did not report an activity code.

Florida Influenza and Influenza-like Illness (ILI) Surveillance

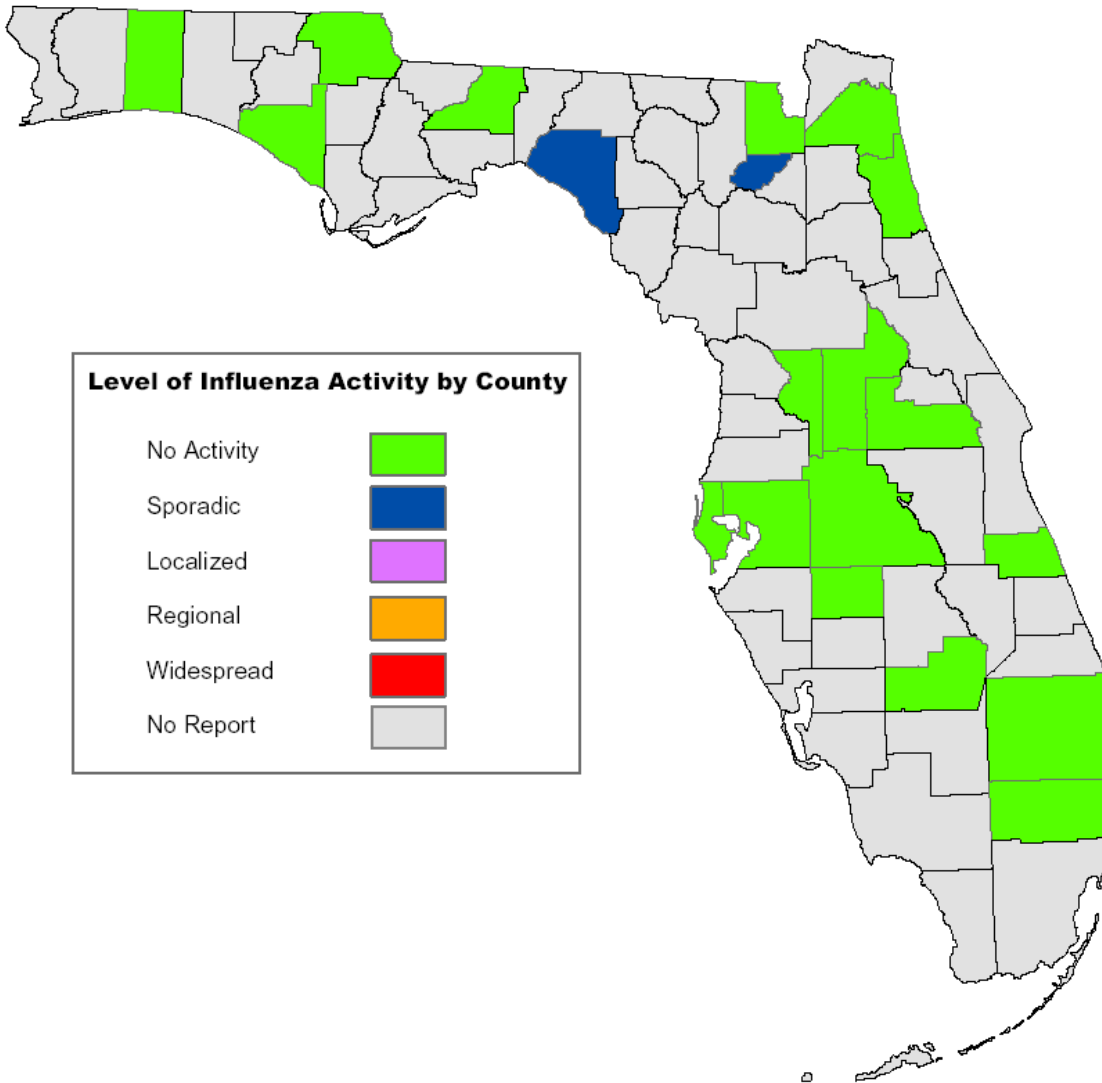
The table below outlines the weighted ILI activity by region. The overall weighted percent ILI activity for the State for the week ending May 14, 2005 was 0.60%, this is a statistically significant decrease ($p = 0.0183$) compared to the previous week's ILI activity of 0.89%. The Northcentral region reported the highest influenza activity (1.00%). The Northeast, Northwest and Southwest regions reported no influenza activity (0.00%). Only 28% of the sentinel physicians across the State had reported at the time this report was written.

Weighted ILI Activity, by Region, Week ending May 14, 2005	
REGION	REPORTED ILI%
Centraleast	0.15%
Centralwest	0.59%
Northcentral	1.00%
Northeast	0.00%
Northwest	0.00%
Southeast	0.93%
Southwest	0.00%

The ILI activity levels are based on information reported by the Florida Sentinel Physician Influenza Surveillance Network and weighted by the 2004-2005 population estimates.

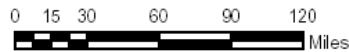
Weekly Influenza Activity

Week ending May 14, 2005 - Week 19



Level of Influenza Activity by County

- No Activity
- Sporadic
- Localized
- Regional
- Widespread
- No Report



1:3710550

Florida Department of Health
Bureau of Epidemiology

Disclaimer:
This product is for reference purposes only and is not to be construed as a legal document. Any reliance on the information contained herein is at the user's own risk. The Florida Department of Health and its agents assume no responsibility for any use of the information contained herein or any loss resulting therefrom. Map printed May 20, 2005.

Influenza Surveillance – Definitions and Reminders

Influenza Surveillance Regions

Centraleast: Brevard, Indian River, Lake, Martin, Orange, Osceola, Seminole, St. Lucie and Volusia.

Centralwest: Citrus, Hardee, Hernando, Hillsborough, Manatee, Pasco, Pinellas, Polk and Sumter.

Northcentral: Columbia, Dixie, Franklin, Gadsden, Hamilton, Jefferson, Lafayette, Leon, Liberty, Madison, Suwannee, Taylor, and Wakulla.

Northeast: Alachua, Baker, Bradford, Clay, Duval, Flagler, Gilchrist, Levy, Marion, Nassau, Putnam, St. Johns and Union.

Northwest: Bay, Calhoun, Escambia, Gulf, Holmes, Jackson, Okaloosa, Santa Rosa, Walton and Washington.

Southeast: Broward, Miami-Dade, Monroe and Palm Beach.

Southwest: Charlotte, Collier, Desoto, Glade, Hendry, Highlands, Lee, Okeechobee and Sarasota.

Definitions of the influenza activity codes

No Activity: No laboratory-confirmed cases of influenza and no reported increase in the number of cases of ILI.

Sporadic: Small numbers of laboratory-confirmed influenza cases or a single influenza outbreak has been reported, but there is no increase in cases of ILI.

Local: Outbreaks of influenza or increases in ILI cases and recent laboratory-confirmed influenza in a single region of the State.

Regional: Outbreaks of influenza or increases in ILI cases and recent laboratory-confirmed influenza in at least two but less than half the regions of the State.

Widespread: Outbreaks of influenza or increases in ILI cases and recent laboratory-confirmed influenza in at least half the regions of the State.

Important Reminders

- * Influenza activity reporting by sentinel providers is voluntary.
- * The influenza surveillance data is used to answer the question of where, when, and what viruses are circulating. It can be used to determine if influenza activity is increasing or decreasing, but it cannot be used to ascertain how many people have become ill with influenza so far this season.
- * Reporting is incomplete for this week. Numbers may change dramatically as more reports are received.